



**2025-26
OPERATING BUDGET
ADOPTED JUNE 24, 2025**

ANTIOCH
2025-26 OPERATING BUDGET

CITY OF ANTIOCH, CALIFORNIA
2025-26 OPERATING BUDGET

ANTIOCH
2025-26 OPERATING BUDGET

CITY OF ANTIOCH
2025-26 OPERATING BUDGET

Adopted June 24, 2025

City Council

Ron Bernal, Mayor
Louie Rocha, Mayor Pro Tem (District 2)
Tamisha Torres-Walker, Mayor Pro Tem (District 1)
Donald P. Freitas, Council Member District 3
Monica E. Wilson, Council Member District 4

Other Elected Officials

Melissa Rhodes, City Clerk
Jorge Rojas Jr., City Treasurer

Interim City Attorney

Derek Cole

City Manager

Bessie Marie Scott

ANTIOCH
2025-26 OPERATING BUDGET

Department Directors

Dawn Merchant, Finance Director
Scott Buenting, Public Works Director/City Engineer
David Storer, Interim Community Development Director
Joseph Vigil, Police Chief
Ana Cortez, Human Resources Director
Alan Barton, Information Services Director
Shahad Wright, Acting Parks and Recreation Director
Tasha Johnson, Public Safety and Community Resources Director

City of Antioch
Third & "H" Streets, P.O. Box 5007
Antioch, California 94531-5007
www.antiochca.gov



June 24, 2025

Honorable Mayor and City Council,

I submit to you the Fiscal Year 2025-2026 one-year budget for the City of Antioch. As we approach the beginning of this fiscal year, I want to take this opportunity to provide an overview of the financial outlook for our city and highlight key budgetary challenges we anticipate in the coming year. Despite our continued efforts to maintain fiscal discipline and pursue strategic investments in essential services, we are facing several economic pressures that will impact our ability to balance the upcoming budget and cause us to rely on the Budget Stabilization Fund and our Reserves. These challenges include:

1. **Slower Revenue Growth** – Projected growth in key revenue sources, such as cannabis tax, sales tax, and transient occupancy tax, is expected to moderate due to continued economic uncertainty and shifts in consumer behavior. Too, business license taxes remain flat.
2. **Rising Costs** – Operational costs, increased hiring to fill previously vacant positions, healthcare benefits, and pension obligations, are expected to increase at a rate that exceeds projected revenue growth.
3. **Deferred Maintenance Needs** – Several critical infrastructure and capital improvement projects have been delayed in recent years. Addressing these backlogs will require significant investment in the near term.
4. **State and Federal Funding Uncertainty** – Many of our grant-supported programs face uncertainty due to possible changes in federal appropriations, which may limit our ability to maintain service levels.

In response to these challenges, each department across the City provided an in-depth budget presentation given during a series of Special Meetings which began this year in January, and lasted through June, to increase public transparency and knowledge surrounding financial management. These meetings included hard conversations about difficult but necessary decisions, such as slowing the pace of new hires, reprioritizing capital expenditures, and exploring new revenue-generating opportunities.

The City recognizes its ongoing commitment to serving its diverse and growing population. The programs delivered by the City of Antioch are essential to the community and the staff chosen to lead these programs are up for the challenge. Overall, the proposed budget retains services in the City. The use of the Budget Stabilization Fund, and the reliance on Reserves, reinforces the need for ongoing financial stewardship. The vision for the future of the City includes one where opportunity not only lives here, but it thrives here, and as such staff will continue to find innovative and creative ways to deliver on that promise with the guidance and support of this City Council.

It is my pleasure to serve the City of Antioch and, on behalf of the City staff that deliver services every day, I humbly submit this budget for your consideration.

Sincerely,



Bessie Marie Scott, EMPA, CIG
City Manager

ANTIOCH
2025-26 OPERATING BUDGET

TABLE OF CONTENTS

	<u>Page</u>
Message from the City Manager	i
Table of Contents	1
Budget Guide	4
Community Profile	7
Budget Strategies and Policies	10
Appropriation Limit Resolution 2025/90	15
Resolutions for Adoption the City, APFA, Successor Agency and Housing Successor Budgets	16
Staffing Overview	21
Financial Summaries	37
General Fund Revenues	39
Fund Transfers	44
Internal Services	46
Revenues and Expenditures – All City Funds	50
Annual Recurring Purchase Orders/Contracts	51
GENERAL FUND SUMMARY	54
General Fund Revenue and Expenditure Summary	57
Fund Balance History	58
General Fund Revenues and Expenditures	59
1% Sales Tax Funding	60
Legislative & Administrative	
City Council	68
City Attorney	71
City Manager	72
City Clerk	75
City Treasurer	78
Human Resources	79
Finance	82
Non-departmental	88
Public Works (General Fund)	89

ANTIOCH

2025-26 OPERATING BUDGET

Police.....	107
Recreation/Community Services	135
Public Safety and Community Resources	136
Community Development	146
Budget Stabilization Fund.....	161
SPECIAL REVENUE FUNDS	162
ERF Grant Fund.....	165
California Volunteers Grant Fund.....	166
American Rescue Plan Fund.....	167
CalVIP Grant Fund.....	168
PLHA Grant Fund.....	169
RMRA Fund	171
Federal Asset Forfeiture Fund	172
Delta Fair Property Fund	173
Community Development Block Grant (CDBG) Fund.....	174
Gas Tax Fund.....	176
Animal Services Fund	178
Civic Arts Fund.....	179
Park In Lieu Fund.....	181
Community Benefit Program Fund.....	182
Senior Bus Fund	183
Recreation Fund.....	184
Traffic Signal Fund	195
Police Asset Forfeiture Fund.....	196
Measure J Growth Management Fund	197
Child Care Fund	199
Tidelands Fund	200
Solid Waste Reduction Fund.....	201
Abandoned Vehicle Fund.....	205
National Pollutant Discharge Elimination (NPDES) Fund.....	206
Supplemental Law Enforcement Service Grant (SLESF) Fund.....	209
Byrne Grant Fund.....	210
CDBG Revolving Loan Fund.....	211

ANTIOCH

2025-26 OPERATING BUDGET

Traffic Safety Fund.....	212
PEG Fund.....	213
Street Impact Fund.....	214
SB1186 Disability Access Fund.....	215
ADU Accelerator Program Fund.....	216
Street Light and Landscape Maintenance District Funds.....	217
Storm Damage Fund.....	240
Opioid Settlement Funds.....	241
East Lone Tree Benefit District Fund.....	246
Kaiser Benefit District Fund.....	247
CFD 2016-01 Police Protection Fund.....	248
CFD 2018-01 Public Services Fund.....	249
CFD 2018-02 Police Protection Fund.....	250
CFD 2022-01 Public Services Fund.....	251
Post Retirement Medical Funds.....	252
CAPITAL PROJECTS	255
ENTERPRISE FUNDS	270
Water Fund.....	272
Sewer Fund.....	280
Marina Fund.....	285
INTERNAL SERVICE FUNDS	288
Vehicle Replacement Fund.....	290
Vehicle Equipment Maintenance Fund.....	291
Information Systems Fund.....	292
Loss Control Fund.....	303
ANTIOCH PUBLIC FINANCING AUTHORITY	304
CITY OF ANTIOCH AS SUCCESSOR AGENCY AND HOUSING SUCCESSOR TO THE ANTIOCH DEVELOPMENT AGENCY	308
Housing Fund.....	310
Redevelopment Obligation Retirement Fund.....	312
Successor Agency Debt Service Area #1 Fund.....	313
SUPPLEMENTARY INFORMATION	314
Debt Service Repayment Schedules	315
Glossary	320

ANTIOCH

2025-26 OPERATING BUDGET

BUDGET GUIDE

A budget serves many purposes. In addition to its inherent value as a resource and spending plan for the City, it informs the public about the City's financial strategies and provides the documentation needed for other financial-related matters such as audits, loans and grants.

The goal of the City's budget is to provide a plan that allocates resources to meet the needs and desires of Antioch residents. The budget is one way in which the City Council and City staff responds to the community's needs. It balances City revenues and costs with community priorities and requirements. The City's fiscal year is July 1st to June 30th.

In preparing the FY 2025-26 budget, City staff reviewed the 2024-25 fiscal year and estimated the expenditures and revenues anticipated for the next year. As a result, this budget revises the FY 2024-25 budget and incorporates revenues and expenditures that are expected to be incurred during FY 2025-26.

DOCUMENT ORGANIZATION

Message from the City Manager

In her message, the City Manager summarizes the proposed budget to the City Council. She outlines strategies and objectives for change and improvements, lists FY 2024-25 accomplishments, highlights the financial outlook, and summarizes the City's priorities for fiscal years 2026 through 2027. The most critical issues facing each department during the coming fiscal year are also highlighted and discussed in this section of the document.

Community Profile

This section contains valuable information about the City, its people, and its businesses. City services, population and housing, employment, transportation, and school services are discussed.

Budget Strategies and Policies

Included in this section are descriptions of finance-related information such as the City's financial objectives, reporting requirements, management responsibilities, reserve descriptions, appropriation control debt management and investment reporting.

Staffing Overview

This section provides an overview of the City's current staffing levels and highlights any new positions included in the budget.

ANTIOCH

2025-26 OPERATING BUDGET

Financial Summaries

An overall financial picture of Antioch by fund type is shown in this section, including a description of General fund revenues and summary financial tables.

City Budgets by Fund

These sections provide detailed information for each fund of the City, grouped by fund type. The City maintains the following fund types: General Fund, Special Revenue Funds, Capital Projects Funds, Debt Service Funds, Internal Service Funds and Agency Funds. Information about each department within the fund, including department and division descriptions, FY 2026 through 2027 objectives, sources of revenue, and anticipated expenditures are included.

City of Antioch as Successor Agency and Housing Successor to the Antioch Development Agency (ADA)

The Antioch Development Agency (ADA) was formed June 25, 1974, for the purpose of renovating designated areas within the City of Antioch. Effective February 1, 2012, all redevelopment agencies were abolished as a result of AB X1 26 (the Dissolution Act). The City of Antioch elected to become the successor agency and housing successor for the ADA and as such has adopted an Enforceable Obligations Schedule (EOPS) outlining existing obligations to be paid by the former redevelopment agency. As Successor Agency and Housing Successor, the City is responsible for winding down the operations of the former Antioch Development Agency and paying the obligations until satisfied. Contra Costa County will distribute property tax increment to the City to pay obligations as they come due in six-month increments based on a Recognized Obligation Payment Schedule (ROPS) that is submitted to the County Auditor Controller, State Auditor Controller, State Department of Finance and Oversight Board to the City as Successor Agency twice a year.

Antioch Public Financing Authority (APFA)

The Antioch Public Financing Authority (APFA) is a joint powers authority organized by the City and former Antioch Development Agency (ADA) to provide financial assistance to the City and the ADA by financing real and personal property and improvements for the benefit of the residents of the City. It is a blended component unit of the City and is accounted for in separate funds of the City. As such, the APFA has its own budget section. Information on each fund can be found in the APFA section of this budget.

BUDGET PROCESS

January/February:	Preliminary department budgets are submitted and preparation of draft budget document begins
March/April:	City Manager approves draft budget and workshops and presentations on budget begin
May:	Budget presentations continue, and public hearing is scheduled
June:	Final budget is adopted for next cycle

ANTIOCH

2025-26 OPERATING BUDGET

Budget and Midyear Review

In October/November of each year, the City Manager and Finance Director give the Council a report on the prior year actual revenues and expenditures. Budget adjustments, if required, are approved by the City Council. A mid-year review will also be done in the January timeframe for this one-year budget.

Department Preliminary Submittals

Each Department must submit their preliminary budget to the City Manager via the Finance Department by mid-February. These budgets must include requests for reclassification and/or reorganization, program changes, services level adjustments, and anticipated revenues and expenditures. In addition, the Human Resources Department provides information regarding changes in fixed labor costs and the Finance Department provides estimated General Fund revenues.

Budget Document Preparation and Approval

The Finance Department prepares the draft budget for review by the City Manager. Following meetings with Department Directors, adjustments made by the City Manager are incorporated into a final draft budget. For this budget cycle, workshops with the City Council and public presentations at regular meetings of the Council began in January 2025 and continued through June. A public hearing is to be held in June. Citizens are encouraged to give input and voice their opinions during this open session. The budget and any suggested changes are reviewed and approved by the Council no later than June 30th.

COMMUNITY PROFILE

ANTIOCH

2025-26 OPERATING BUDGET

COMMUNITY PROFILE

Antioch has become one of the most popular communities in East Contra Costa County and has a lot of opportunity because of its proximity to the San Joaquin Delta and affordability in the San Francisco Bay Area. Antioch has a vision and direction with the tagline, “Antioch-Opportunity Lives Here” in recognition of where the City is heading.

Antioch is located on the banks of the San Joaquin River in Northern California. Just off of Highway 4, in Contra Costa County. With a population of over 100,000 people, Antioch has become the heart of Eastern Contra Costa County, offering a variety of employment; shopping and vast recreational activities.

Housing options include many new home developments as well as more established communities. Many of the local residents commute to other areas in Contra Costa, Alameda, Santa Clara, San Francisco and San Joaquin counties for employment. Employment opportunities have increased in the nearby communities and continue to add to the popularity of Antioch's housing market.

Government

The City of Antioch incorporated in February 1872 as a general law city and operates under a Council-Manager form of government. Policy making and legislative authority is vested in a five-member City Council consisting of a Mayor and four Council Members. The four Council Members are elected by district to four-year overlapping terms. The Mayor is directly elected to a four-year term.

The City Council's main duties include passing ordinances, adopting the budget, appointing committees, and hiring both the City Manager and City Attorney.

The City Manager is responsible for implementing the policies and enforcing the ordinances adopted by the City Council, overseeing day-to-day operations of city government, and appointing the heads of the various city departments.

Population

After three decades of substantial growth in residential construction the City of Antioch's population as of January 1, 2025 is reported at 116,781 by the California Department of Finance, making it the second largest city in Contra Costa County.

Labor Force and Employment

The City of Antioch's total labor force (employed residents) is 58,700 and the unemployment rate is 4.9 percent as of April 2025. Many of our residents are employed in jobs located in neighboring communities. The range of their occupations includes sales, managerial services, technical support, professional specialties, warehousing and manufacturing.

Employment within the City of Antioch is growing and is concentrated in six industry sectors – professional and business services, healthcare, financial services, retail, public sector employment and limited manufacturing.

Housing Units

As of the 2020 census, there were 35,742 households in the City of Antioch. Persons per household number was 3.19.

ANTIOCH

2025-26 OPERATING BUDGET

COMMUNITY PROFILE

Transportation/Access

California State Highway 4, connecting San Francisco-Oakland with Stockton and Central Valley points, bisects the City. Connecting with this freeway east of Antioch is State Highway 160, running north to Sacramento, across the Nejedly Bridge, offering access to Solano County and the Sacramento area.

Highway 4 connects to Lone Tree Way and the existing middle Bypass segment in Brentwood. This has provided traffic relief to congested roadways and it accommodates the commuters and citizens to and from Antioch.

Antioch is served by a network of commuter transportation options including daily Amtrak passenger service with a depot in the historic Rivertown area. The Bay Area Rapid Transit (BART) system provides bus and rail connections throughout the Bay Area and recently opened a station in Antioch at Hillcrest which provides a connector train to the Pittsburg station which has provided commute relief to thousands of Antioch residents. Tri Delta Transit bus service travels throughout East County.

Commercial and private air service is available 15 miles west at Buchanan Field. Five other major airports serve the area: Oakland, San Francisco, Sacramento, and San Jose International Airports, and Stockton Metropolitan Airport

Education

Antioch is served by the Antioch Unified School District (AUSD). The District has fourteen elementary schools, four middle schools, two comprehensive high schools, one medical magnet high school, various academies located within the two existing comprehensive high school campuses, and six alternative education schools with a K-12 enrollment of about 19,000 students. There are also four K-8 charter schools with an enrollment of approximately 470. While all schools are located within the Antioch boundaries, the school district also serves portions of the surrounding communities. In addition to these schools, Antioch also offers Antioch Adult School. Surrounding areas of Antioch also offer four additional college campuses and trade schools for the citizens to utilize for higher educational learning opportunities.

Health Care

Antioch has several professional medical offices and two hospitals. The newest facility, which opened in 2008, is the new state of the art Kaiser Permanente Hospital, located on the southeastern end of the City limits. This facility provides Antioch with additional means of local healthcare, while making it more convenient and a safer place for medical emergencies to be addressed in a timely manner.

Prewett Park

Prewett Park is the City's largest recreation facility with year-round use. Some of the current amenities of Prewett Park include the water park with multiple swimming pools and slides, a skate park and picnic areas. Prewett Park has recently increased the services with the addition of an all-abilities playground and a spray ground in addition to many other amenities.

The City also has numerous other park sites which include: neighborhood parks, playground equipment, tennis courts, picnic areas, trails and a sports complex.

ANTIOCH
2025-26 OPERATING BUDGET

BUDGET STRATEGIES AND POLICIES

ANTIOCH

2025-26 OPERATING BUDGET

BUDGET STRATEGIES AND POLICIES

The City of Antioch has developed broad policy direction through the development of budget strategies that establish long-term policy guidance for conducting the City's financial activities. The City Council has established these policies to meet the following strategic objectives:

BUDGET STRATEGIES

Strategic Focus – The City's financial management should be strategic, reflecting the Council's and the community's priorities for service while providing resources that realistically fund routine operations. A vision and strategic plan was adopted by the City Council in 2019.

Fiscal control and accountability – The City's financial activities should be fiscally sound and accountable to the City Council through the City Manager.

Clarity – The City's financial planning and reporting should be clear and easy to understand so that all participants, the council, the community, and staff can productively participate in making good decisions.

Long-term planning – The City's financial planning should emphasize multi-year horizons to promote long-term planning of resource uses.

Flexible and cost-effective responses – The City's financial management practices should encourage an organization that responds quickly and straightforwardly to community demands. The City's management should flexibly respond to opportunities for better service, should proactively manage revenues, and should cost-effectively manage ongoing operating costs.

FISCAL POLICIES

Financial Activity Reporting

The City's financial activity will be reported in a variety of funds, which are the basic accounting and reporting entities in governmental accounting. The City's accounting structure will make it possible:

- To present fairly and with full disclosure the financial position and results of financial operations of the funds of the City in conformity with generally accepted accounting principles, and
- To determine and demonstrate compliance with finance-related legal and contractual provisions.

Management Responsibility

The City Manager and staff shall provide the City Council with monthly updates and a mid-year review of financial activities during the budget process of each year. The review will compare annual budget projections with actual results.

ANTIOCH

2025-26 OPERATING BUDGET

BUDGET STRATEGIES AND POLICIES

RESERVE POLICY

The City will maintain reserve funds to:

- Stabilize the City's fiscal base for fluctuations in revenues and expenditures;
- Provide for nonrecurring, unanticipated expenditures; and
- Provide for replacement of capital equipment.
- Provide for payment of mandated liabilities (i.e., OPEB).
- Provide for payment of unanticipated litigation or insurance costs.

General Reserves

The purpose of these funds is to be prepared for possible future reductions in revenues or increases in expenditures, to generate interest income and to provide for unexpected opportunities and contingencies. These funds will be known as the *General Fund Unassigned Fund Balance* of the City and will be budgeted annually at a minimum of 20% of General Fund operating revenues, with the addition of at least \$500,000 to the unassigned fund balance each year as available.

Replacement Reserves

The purpose of these funds is to provide sufficient funds for the anticipated replacement of capital equipment. These reserves are maintained within the Internal Service funds called Office Equipment Replacement Fund (573) and the Vehicle Replacement Fund (569).

Litigation/Insurance Reserve (Commitment of Fund Balance)

The purpose of this reserve is to fund unanticipated litigation or other insurance deductible costs (whether third party or self-insurance) not covered by the City's risk pool. The reserve level is set at ten times the City's self-insured liability retention, which currently is \$50,000, representing a \$500,000 reserve.

Budget Stabilization Reserve

In 2018 the City established a Budget Stabilization Reserve Fund to set aside General Fund reserves that exceed 20% to offset any unexpected budget variances. The City Council has directed that starting in fiscal year 2019-20, the funds will also be used to begin meeting the full actuarial determined contribution towards the City's OPEB liabilities, to be evaluated each budget year based on budget projections. For external financial reporting purposes, although the fund is separate from the General Fund, it will be combined into one reportable fund with the General Fund.

ANTIOCH

2025-26 OPERATING BUDGET

BUDGET STRATEGIES AND POLICIES

BUDGET AND FINANCIAL PLAN

The City Manager will present a budget and periodic financial information to the City Council, setting forth the following information:

- Actual revenues, expenditures, reserve balances, and fund balances for the prior fiscal year;
- Estimated revenues, expenditures, reserve balances, and fund balances for the current fiscal year;
- Projected revenues, expenditures, reserve balances, and fund balances for the next fiscal year;
- Goals and objectives to be achieved by the organization over the next year;
- Capital Improvement Program for the next five years.

APPROPRIATIONS AND AMENDMENTS CONTROL

Appropriations of fiscal resources are the responsibility of the City Council, the City Manager, and Department Heads.

Appropriations requiring Council action are;

- Appropriation of reserves, except replacement reserves;
- Transfers between funds;
- Appropriations and amendments of any unbudgeted expenditures;
- Appropriations and amendments of any unassigned revenues; and
- Inter-fund loans.

Appropriations and amendments requiring City Manager action are;

- Transfers between departments within a fund (i.e. between Public Works and Police);
- Transfers between line items within a department or division involving salary accounts to/from non-salary accounts or above \$50,000 per occurrence, and
- Appropriation of replacement reserves.

Appropriations and amendments requiring Department Head action are:

- Transfers between line items within a department or division up to and including \$50,000 per occurrence.

ANTIOCH

2025-26 OPERATING BUDGET

BUDGET STRATEGIES AND POLICIES

Investments

The City Council will bi-annually review an Investment Policy in conformance with California Government Code. The policy will address the objectives of safety, liquidity, and yield with respect to the City's financial assets.

Fees and Charges

The City Council will annually review the schedule of fees and charges. The fees and charges will be set to provide adequate resources for the cost of the program or service provided.

Purchasing

The City will maintain a purchasing policy designed to support and enhance the delivery of governmental services while seeking to obtain the maximum value for each dollar expended.

FUNDS OF THE CITY OF ANTIOCH

Governmental accounting systems are organized and operated on a fund basis. A fund is a self-balancing set of accounts recording cash and other financial resources, together with all related liabilities and residual equities or balances. Funds are used to segregate the City's financial activities in categories that attain certain objectives in accordance with special regulations, restrictions, or limitations.

Basis of Accounting and Budgeting

The budget is reported using the current financial resources measurement focus and the modified accrual basis of accounting. Revenues are recognized as soon as they are both measurable and available. Revenues are considered to be available when they are collectible within the current period or soon enough thereafter to be used to pay liabilities of the current period (generally 60 days). Expenditures are recorded when a liability is incurred. However, debt service expenditures, as well as expenditures related to compensated absences and claims and judgments are recorded only when payment is due.

ANTIOCH
2025-26 OPERATING BUDGET

BUDGET STRATEGIES AND POLICIES

RESOLUTION NO. 2025/90

APPROPRIATIONS LIMIT

A RESOLUTION OF THE CITY COUNCIL OF THE CITY OF ANTIOCH SETTING THE APPROPRIATIONS LIMIT FOR FISCAL YEAR 2025-26 AND SELECTING THE CALIFORNIA PER CAPITA PERSONAL INCOME AND THE STATE DEPARTMENT OF FINANCE POPULATION GROWTH FACTORS FOR FISCAL YEAR 2025-26

WHEREAS, Article XIII B of the California Constitution (Proposition 4) establishes expenditure limits for cities;

WHEREAS, State implementing legislation requires cities to annually adopt a resolution establishing its appropriations limit for the following fiscal year;

WHEREAS, the Director of Finance has made the calculations specified in said law, and concludes that the 2025-26 appropriations limit is the sum of \$192,606,384; and.

WHEREAS, pursuant to said law, this agenda item has been made available to the public for two weeks prior to the date of adoption of this resolution.

NOW, THEREFORE, BE IT RESOLVED that the City Council of the City of Antioch selects the California per capita personal income cost of living growth factor of 6.44 percent for Fiscal Year 2025-26, selects the population percent change of 0.52 percent certified by the State Department of Finance for Fiscal Year 2025-26, and establishes the appropriations limit for the Fiscal Year 2025-26 as \$192,606,384.

* * * * *


The foregoing resolution was passed and adopted by the City Council of the City of Antioch at a regular meeting thereof, held on the 27th day of May 2025, by the following vote:

AYES: Council Members District 3 Freitas, District 4 Wilson, Mayor Pro Tem (District 2) Rocha, and Mayor Bernal

NOES: None

ABSTAIN: None

ABSENT: Council Member District 1 Torres-Walker



MELISSA RHODES
CITY CLERK OF THE CITY OF ANTIOCH

for

ANTIOCH

2025-26 OPERATING BUDGET

BUDGET STRATEGIES AND POLICIES

RESOLUTION NO. 2025/XX

RESOLUTION OF THE CITY COUNCIL OF THE CITY OF ANTIOCH APPROVING AND ADOPTING THE OPERATING BUDGET FOR FISCAL YEAR 2025-26, APPROPRIATING THE FUNDS NECESSARY TO MEET THE EXPENDITURES SET FORTH THEREIN, AND REVISING THE 2024-25 OPERATING BUDGET

WHEREAS, the City Manager of the City of Antioch, in accordance with Antioch Municipal Code, Title 2, Section 2-2.06(B)(7), has submitted to the City Council a Preliminary Operating Budget for the 2025-26 Fiscal Year;

WHEREAS, the City Council of the City of Antioch has heretofore considered said Operating Budget;

WHEREAS, the City Council did receive, consider and evaluate all public comments on the 2025-26 Operating Budget document as submitted by the City Manager; and

WHEREAS, the City Council did receive, consider and evaluate the revised 2024-25 portion of the Operating Budget as submitted; and

NOW THEREFORE BE IT RESOLVED:

SECTION 1. The City Manager's 2025-26 Fiscal Year Operating Budget, incorporated herein by reference, for general and special City purposes, and the 2024-25 Fiscal Year revised budget are hereby approved and adopted.

SECTION 2. The City's reserve policy is as follows:

- General Reserves - General Fund unassigned fund balance of the City will be a minimum of 20% of General Fund operating revenues, with the addition of \$500,000 to the unassigned fund balance each year as available.
- Replacement Reserves – Reserves for replacement of capital equipment in the Office Equipment Replacement Fund and the Equipment Maintenance Fund.
- Litigation/Insurance Reserve – Reserves for litigation and increased insurance deductibles (whether third-party or self-insurance) will be committed in the amount of \$500,000 for the 2025-26 fiscal year.

SECTION 3. Appropriations and Amendments Control Policy is as follows:

Appropriations requiring Council action are:

- Appropriation of reserves, except replacement reserves;
- Transfers between funds;
- Appropriations and amendments of any unbudgeted expenditures;

ANTIOCH
2025-26 OPERATING BUDGET

BUDGET STRATEGIES AND POLICIES

- Appropriations and amendments of any unassigned revenues; and
- Inter-fund loans.

Appropriations and amendments requiring City Manager action are:

- Transfers between departments within a fund (e.g. between Public Works and Police);
- Transfers between line items within a department or division involving salary accounts to/from non-salary accounts or above \$50,000 per occurrence, and
- Appropriation of replacement reserves.

Department Heads may approve:

- Transfers between line items within a department or division up to and including \$50,000 per occurrence.

SECTION 4. The City Council hereby approves and continues the following commitments of Fund Balance:

1. 1% Sales Tax revenues shall be committed in fiscal years 2025-26 as detailed on page 60 of the adopted 2025-26 budget document. City Council shall have the authority to change the allocation of the revenues at any time during a public meeting.
2. The Budget Stabilization Fund shall be committed for unexpected General Fund budget variances, unanticipated projects and/or expenses, unfunded liabilities and to maintain a minimum 20% unassigned fund balance within the General Fund.
3. General Plan Maintenance Fees and Technology Fees collected shall be committed for costs associated with the City's General Plan and technology upgrades in the Community Development Department.

SECTION 5. The City Council hereby approves the annual recurring purchase orders and/or contracts as detailed on pages 51-53 of the adopted budget document.

* * * * *

ANTIOCH
2025-26 OPERATING BUDGET

BUDGET STRATEGIES AND POLICIES


I HEREBY CERTIFY that the foregoing resolution was passed and adopted by the City Council of the City of Antioch at a regular meeting thereof, held on the 24th day of June 2025, by the following vote:

AYES: Council Members District 1 Torres-Walker, District 3 Freitas, District 4 Wilson, Mayor Pro Tem (District 2) Rocha, and Mayor Bernal

NOES: None

ABSTAIN: None

ABSENT: None


MELISSA RHODES
CITY CLERK OF THE CITY OF ANTIOCH

ANTIOCH
2025-26 OPERATING BUDGET

BUDGET STRATEGIES AND POLICIES

RESOLUTION NO. 2025/124

**RESOLUTION OF THE CITY OF ANTIOCH PUBLIC FINANCING AUTHORITY ADOPTING THE FISCAL YEAR 2025-26 BUDGET AND
REVISING THE FISCAL YEAR 2024-25 BUDGET**

WHEREAS, The City Council formed the Antioch Public Financing Authority in April 1993 to provide financial assistance to the City by financing improvements for the benefit of the residents of the City; and


WHEREAS, the City Council of the City of Antioch has heretofore considered said budget;

NOW THEREFORE BE IT RESOLVED that the Authority Budget for the 2025-26 Fiscal Year and the 2024-25 Fiscal Year revised budget, on file with the Authority Secretary, are hereby approved and adopted.

* * * * *

The foregoing resolution was passed and adopted by the City of Antioch Public Financing Authority at a regular meeting thereof, held on the 24th day of June 2025, by the following vote:

- AYES:** Council Members District 1 Torres-Walker, District 3 Freitas, District 4 Wilson, Mayor Pro Tem (District 2) Rocha, and Mayor Bernal
- NOES:** None
- ABSTAIN:** None
- ABSENT:** None


MELISSA RHODES, SECRETARY

ANTIOCH
2025-26 OPERATING BUDGET

BUDGET STRATEGIES AND POLICIES

SA RESOLUTION NO. 2025/44

RESOLUTION OF THE CITY OF ANTIOCH AS SUCCESSOR AGENCY AND HOUSING SUCCESSOR TO THE ANTIOCH DEVELOPMENT AGENCY ADOPTING THE FISCAL YEAR 2025-26 BUDGET AND REVISING THE 2024-25 BUDGET AS RELATED TO THE ACTIVITIES OF THE SUCCESSOR AGENCY AND HOUSING SUCCESSOR

WHEREAS, the Antioch Development Agency was formed by the adoption of the Redevelopment Plan in July 1975; and

WHEREAS, pursuant to the passage of AB X1 26 upheld by the California Supreme Court, redevelopment agencies were required to be dissolved by February 1, 2012; and

WHEREAS, pursuant to Resolution No. 2012/07 dated January 24, 2012, the City of Antioch confirmed its intention to serve as the Successor Agency to the Antioch Development Agency for non-housing related functions and pursuant to Resolution No. 2012/06 dated January 24, 2012, the City of Antioch elected to perform the housing functions of the Antioch Development Agency pursuant to AB X1 26; and

WHEREAS, the City Council of the City of Antioch as Successor Agency and Housing Successor to the Antioch Development Agency has heretofore considered said Operating Budget; and

WHEREAS, the City Council as Successor Agency and Housing Successor to the Antioch Development Agency did receive, consider and evaluate the revised 2024-25 portion of the Operating Budget as submitted; and

WHEREAS, enforceable obligations of the Successor Agency and Housing Successor are incorporated into said budgets;

NOW THEREFORE BE IT RESOLVED:

- A. That the Successor Agency and Housing Successor Budget for the 2025-26 Fiscal Year, on file with the Recording Secretary, is hereby approved and adopted.
- B. That the revised portion of the Successor Agency and Housing Successor Budget for the 2024-25 Fiscal Year is hereby approved and adopted.

* * * * *

The foregoing resolution was passed and adopted by the City of Antioch as Successor Agency and Housing Successor to the Antioch Development Agency at a regular meeting thereof, held on the 24th day of June 2025, by the following vote:

AYES: Council Members District 1 Torres-Walker, District 3 Freitas, District 4 Wilson, Mayor Pro Tem (District 2) Rocha, and Mayor Bernal
NOES: None
ABSTAIN: None
ABSENT: None


MELISSA RHODES, RECORDING SECRETARY

**CITY OF ANTIOCH
2025-26 OPERATING BUDGET**

STAFFING OVERVIEW

ANTIOCH

2025-26 OPERATING BUDGET

STAFFING OVERVIEW

The City Council approves all new positions and status (employee versus contract; regular versus temporary; full-time versus part-time.) In addition, the City Council reviews all staffing levels on an annual basis during the budget process.

A position allocation system is the standard mechanism used by municipalities to track and monitor staffing levels and approvals. A “Position Allocation Summary” follows:

2025-26 POSITION ALLOCATION SUMMARY – FUNDED POSITIONS

GENERAL FUND POSITIONS	Funded FY 24-25 FTE	Filled FTE's 5.31.25	Funded FY 25-26 FTE
CITY COUNCIL (100-1110)			
Mayor (Elected)	1.00	1.00	1.00
Mayor Pro-Tem (Elected)	1.00	1.00	1.00
Council Member (Elected)	3.00	3.00	3.00
Sub-total	5.00	5.00	5.00
CITY ATTORNEY (100-1120)			
City Attorney	1.00	0.00	1.00
Assistant City Attorney	2.00	1.00	2.00
Deputy City Attorney	0.00	0.00	1.00
Administrative Analyst I	1.00	1.00	1.00
Sub-total	4.00	2.00	5.00
CITY MANAGER (100-1130)			
City Manager	1.00	1.00	1.00
Assistant City Manager	1.00	1.00	1.00
Grant Writer	0.00	0.00	1.00
Public Information/Communications Officer	1.00	1.00	1.00
Principal Executive Assistant	1.00	1.00	1.00
Sub-total	4.00	4.00	5.00
CITY CLERK (100-1140)			
City Clerk (Elected)	1.00	1.00	1.00
Assistant City Clerk	1.00	1.00	1.00
Administrative Analyst I	2.00	1.00	2.00
Public Records Coordinator	1.00	0.00	1.00
Sub-total	5.00	3.00	5.00

ANTIOCH

2025-26 OPERATING BUDGET

STAFFING OVERVIEW

GENERAL FUND POSITIONS (Continued)	Funded FY 24-25 FTE	Filled FTE's 5.31.25	Funded FY 25-26 FTE
CITY TREASURER (100-1150)			
City Treasurer	1.00	1.00	1.00
Finance Director (0.80 charged to Finance Admin 100-1210; .075 each to 611/621)	0.05	0.05	0.05
Accountant I (0.90 charged to Finance Acct 100-1220)	0.10	0.10	0.10
Sub-total	1.15	1.15	1.15
HUMAN RESOURCES (100-1160)			
Human Resources Director	1.00	1.00	1.00
Human Resources Manager	1.00	0.00	1.00
Administrative Assistant	1.00	1.00	1.00
Human Resources Analyst	1.00	1.00	1.00
Human Resources Specialist	1.00	0.00	1.00
Human Resources Technician	2.00	3.00	2.00
Sub-total	7.00	6.00	7.00
ECONOMIC DEVELOPMENT DEPT (100-1180)			
Economic Development Director	1.00	0.00	0.00
Economic Development Program Manager – POSITION MOVING TO COMMUNITY DEVELOP. IN FY26	1.00	1.00	0.00
Sub-total	2.00	1.00	0.00
LEGISLATIVE AND ADMINISTRATIVE TOTAL	28.15	22.15	28.15
FINANCE DEPARTMENT:			
Administration (100-1210)			
Finance Director (0.05 funded in City Treasurer 100-1150; .075 each to 611/621)	0.80	0.80	0.80
Sub-total	0.80	0.80	0.80
Accounting Services (100-1220)			
Deputy Finance Director	1.00	1.00	1.00
Accountant I (0.10 charged to City Treasurer 100-1150)	2.90	2.90	2.90
Accounting Specialist II	1.00	0.00	0.00
Accounting Technician	2.00	2.00	2.00
Payroll Specialist	3.00	3.00	3.00
Sub-total	9.90	8.90	8.90

ANTIOCH
2025-26 OPERATING BUDGET

STAFFING OVERVIEW

GENERAL FUND POSITIONS (Continued)	Funded FY 24-25 FTE	Filled FTE's 5.31.25	Funded FY 25-26 FTE
Finance Operations (100-1230) (Cont.)			
Finance Services Supervisor	0.15	0.15	0.15
Accounting Technician	0.10	0.10	0.10
Customer Service Representative I & II (charged .45 to 6112330/.45 to 6212220)	0.20	0.20	0.20
Business License Representative	2.00	1.00	1.00
Sub-total	2.45	1.45	1.45
FINANCE TOTAL	13.15	11.15	11.15
PUBLIC WORKS DEPARTMENT:			
Administration (100-2140)			
Director of Public Works/City Engineer	1.00	1.00	1.00
Deputy Director of Public Works II	0.34	0.34	0.34
Lead Warehouse Maintenance Worker	0.07	0.07	0.07
Warehouse Maintenance Worker II	0.07	0.07	0.07
Administrative Analyst I/II/III	0.20	0.10	0.10
Administrative Assistant	0.10	0.10	0.10
Sub-total	1.78	1.68	1.68
Street Maintenance (100-2160)			
Operations Supervisor	0.28	0.28	0.28
Street Maintenance Leadworker	2.00	0.00	2.00
Street Maintenance Worker I & II	5.00	5.00	5.00
Public Works Technician	0.15	0.15	0.15
Code Enforcement Maintenance Worker/General Laborer	3.00	3.00	3.00
Equipment Operator	1.00	1.00	1.00
Sub-total	11.43	9.43	11.43
Facilities Maintenance (100-2190)			
Operations Supervisor	0.375	0.375	0.375
Public Works Technician	0.040	0.040	0.040
Facility Maintenance Leadworker	1.000	1.000	1.000
Facility Maintenance Worker II	2.000	1.000	2.000
Sub-total	3.415	2.415	3.415

ANTIOCH
2025-26 OPERATING BUDGET

STAFFING OVERVIEW

GENERAL FUND POSITIONS (Continued)	Funded FY 24-25 FTE	Filled FTE's 5.31.25	Funded FY 25-26 FTE
Parks Maintenance (100-2195)			
Operations Supervisor	0.175	0.175	0.175
Public Works Technician	0.150	0.150	0.150
General Laborer	1.000	1.000	1.000
Landscape Maintenance Leadworker	1.000	1.000	1.000
Sub-total	2.325	2.325	2.325
Median Landscape (100-2196)			
Public Works Technician	0.1500	0.1500	0.1500
Landscape Maintenance Worker I/II (split among programs)	0.9125	0.9125	0.9125
General Laborer (split among programs)	0.4125	0.4125	0.4125
Sub-total	1.4750	1.4750	1.4750
Work Alternative Program (100-2198)			
Operations Supervisor	0.15	0.15	0.15
Landscape Maintenance Worker I/II	1.00	1.00	1.00
Sub-total	1.15	1.15	1.15
Engineering Services/Land Development (100-5150)			
Senior Civil Engineer	0.25	0.00	0.00
Assistant Engineer	1.00	0.00	0.00
Assistant City Engineer	1.00	0.00	1.00
Senior Public Works Inspector	1.00	1.00	1.00
Public Works Inspector	2.00	2.00	2.00
Administrative Analyst II	1.00	1.00	1.00
Administrative Assistant	0.50	0.50	0.50
Development Services/Engineering Tech (Assoc)	1.00	1.00	1.00
Sub-total	7.75	5.50	6.50
Capital Improvement Administration (100-5170)			
Junior/Assistant Engineer	2.00	1.00	2.00
Administrative Analyst I/II/III	0.25	0.25	0.25
Development Services/Engineering Tech (Snr) – to Water/Sewer Funds in FY26	1.00	0.00	0.00

ANTIOCH

2025-26 OPERATING BUDGET

STAFFING OVERVIEW

GENERAL FUND POSITIONS (Continued)	Funded FY 24-25 FTE	Filled FTE's 5.31.25	Funded FY 25-26 FTE
Capital Improvement Administration (100-5170) (Cont.)			
Administrative Assistant	0.50	0.50	0.50
Sub-total	3.75	1.75	2.75
PUBLIC WORKS GENERAL FUND TOTAL	33.075	25.725	30.725
POLICE DEPARTMENT (ALL DIVISIONS 100-3*):			
Chief of Police (.10 funded Animal Control Fund)	0.90	0.90	0.90
Police Captain	2.00	1.00	3.00
Police Lieutenant	6.00	4.00	6.00
Police Sergeant	11.00	9.00	12.00
Police Corporal	7.00	4.00	7.00
Police Officer	88.00	68.00	76.00
Community Service Officer	13.00	8.00	13.00
Administrative Analyst I/II/III	3.00	3.00	4.00
Police Records Supervisor	1.00	1.00	1.00
Property and Evidence Supervisor	1.00	1.00	1.00
Lead Police Records Technician	2.00	2.00	2.00
Police Records Technician	7.00	5.00	7.00
Crime Analyst	2.00	2.00	2.00
Police Communications Supervisor	1.00	1.00	1.00
Lead Dispatcher	4.00	4.00	4.00
Police Dispatcher	13.00	9.00	13.00
POLICE GENERAL FUND TOTAL	161.90	122.90	152.90
PUBLIC SAFETY AND COMMUNITY RESOURCES DEPARTMENT:			
Youth Network Services (100-4700)			
Youth Network Services Manager	1.00	1.00	1.00
Youth Services Program Coordinator	1.00	1.00	1.00
Sub-total	2.00	2.00	2.00
Housing and Homelessness (100-4705)			
Unhoused Resident Coordinator	1.00	0.00	1.00
Sub-total	1.00	0.00	1.00

ANTIOCH

2025-26 OPERATING BUDGET

STAFFING OVERVIEW

GENERAL FUND POSITIONS (Continued)	Funded FY 24-25 FTE	Filled FTE's 5.31.25	Funded FY 25-26 FTE
PUBLIC SAFETY AND COMMUNITY RESOURCES DEPARTMENT (Cont.):			
Violence Intervention and Prevention (100-4706)			
Public Safety Manager	1.00	0.00	1.00
Community Engagement Coordinator	1.00	0.00	0.00
Sub-total	2.00	0.00	1.00
Administration (100-4708)			
Public Safety & Community Resources Director	0.75	0.75	0.75
Administrative Assistant III	1.00	1.00	1.00
Sub-total	1.75	1.75	1.75
PUBLIC SAFETY AND COMMUNITY RESOURCES GENERAL FUND TOTAL	6.75	3.75	5.75
COMMUNITY DEVELOPMENT DEPARTMENT:			
Administration (100-5110)			
Community & Economic Development Director	1.00	0.00	1.00
Administrative Analyst	1.00	1.00	1.00
Community Development Technician (Asst./Assoc./Snr)	2.00	2.00	2.00
Sub-total	4.00	3.00	4.00
Economic Development (100-5120)			
Senior/Economic Development Program Manager – in Legislative and Administrative in FY25	0.00	0.00	2.00
Administrative Analyst	0.00	0.00	1.00
	0.00	0.00	3.00
Land Planning Services (100-5130)			
Planning Manager	1.00	1.00	1.00
Principal/Senior/Associate Planner	3.00	3.00	3.00
Community Development Technician (Assoc)	1.00	1.00	1.00
Sub-total	5.00	5.00	5.00
Code Enforcement (100-5140)			
Code Enforcement Manager	1.00	1.00	1.00
Code Enforcement Officer	10.00	7.00	9.00
Community Development Technician (Snr/Asst)	2.00	2.00	2.00
Sub-total	13.00	10.00	12.00

ANTIOCH

2025-26 OPERATING BUDGET

STAFFING OVERVIEW

GENERAL FUND POSITIONS (Continued)	Funded FY 24-25 FTE	Filled FTE's 5.31.25	Funded FY 25-26 FTE
COMMUNITY DEVELOPMENT DEPARTMENT (Cont.):			
Building Inspection (100-5160)			
Building Inspection Services Manager	1.00	1.00	1.00
Community Development Technician (Asst/Assoc)	2.00	2.00	2.00
Building Inspector I/II with certificate	4.00	4.00	4.00
Sub-total	7.00	7.00	7.00
COMMUNITY DEVELOPMENT TOTAL	29.00	25.00	31.00
GRAND TOTAL GENERAL FUND	272.025	210.675	259.675

POLICE DEPARTMENT SUMMARY	Funded FY 24-25 FTE	Filled FTE's 5.31.25	Funded FY 25-26 FTE
General Fund Sworn	114.90	86.90	104.90
General Fund Non-Sworn	47.00	36.00	48.00
Sub-total General Fund	161.90	122.90	152.90
Other Funds Sworn	0.10	0.10	0.10
GRAND TOTAL POLICE DEPARTMENT	162.00	123.00	153.00

SPECIAL REVENUE FUNDS POSITIONS	Funded FY 24-25 FTE	Filled FTE's 5.31.25	Funded FY 25-26 FTE
GAS TAX FUND (213-2530)			
Senior Civil Engineer	0.50	0.00	0.00
Landscape Maintenance Worker	0.50	0.50	0.50
General Laborer	1.00	1.00	1.00
Administrative Analyst I/II/III	0.25	0.25	0.25
GAS TAX TOTAL	2.25	1.75	1.75
ANIMAL SERVICES FUND (FUND 214):			
Police Chief	0.10	0.10	0.10
Animal Services Manager	1.00	0.00	1.00

ANTIOCH
2025-26 OPERATING BUDGET

STAFFING OVERVIEW

SPECIAL REVENUE FUNDS POSITIONS	Funded FY 24-25 FTE	Filled FTE's 5.31.25	Funded FY 25-26 FTE
ANIMAL SERVICES FUND (FUND 214) (Cont.):			
Animal Services Supervisor	1.00	1.00	1.00
Doctor of Veterinary Medicine	1.00	1.00	1.00
Registered Vet Tech	2.00	1.00	2.00
Animal Services Technician	3.00	3.00	3.00
Office Assistant	1.00	1.00	1.00
Animal Control Officer	3.00	1.00	3.00
ANIMAL CONTROL TOTAL	12.10	8.10	12.10
RECREATION SERVICES (FUND 219):			
Recreation Community Recreation (219-4495)			
Parks and Recreation Director	0.50	0.00	0.50
Recreation Coordinator	1.00	1.00	1.00
Recreation Services Manager	1.00	1.00	1.00
Administrative Analyst I	1.00	1.00	1.00
Administrative Assistant II/III	2.00	2.00	2.00
Sub-total	5.50	5.00	5.50
Recreation Services – NRCC (219-4410)			
Recreation Supervisor	1.00	1.00	1.00
Recreation Coordinator	1.00	1.00	1.00
Sub-total	2.00	2.00	2.00
Recreation Services – Sports Programs (219-4450)			
Recreation Supervisor	1.00	1.00	1.00
Sub-total	1.00	1.00	1.00
RECREATION SERVICES (FUND 219) (Cont.):			
Recreation Services – Water Park Operations (219-4630)			
Parks and Recreation Director	0.50	0.00	0.50
Recreation Supervisor	1.00	1.00	1.00
Recreation Coordinator	1.00	1.00	1.00
Aquatics Maintenance Worker I/II	1.00	1.00	1.00
Sub-total	3.50	3.00	3.50
RECREATION FUND TOTAL	12.00	11.00	12.00

ANTIOCH
2025-26 OPERATING BUDGET

STAFFING OVERVIEW

SPECIAL REVENUE FUNDS POSITIONS	Funded FY 24-25 FTE	Filled FTE's 5.31.25	Funded FY 25-26 FTE
SOLID WASTE (FUND 226):			
Public Safety & Community Resources Director	0.10	0.10	0.10
Administrative Analyst I/III	0.68	0.68	0.68
SOLID WASTE TOTAL	0.78	0.78	0.78
SUCCESSOR AGENCY (FUND 227):			
Public Safety & Community Resources Director	0.15	0.15	0.15
Housing Program Specialist	1.00	1.00	1.00
Administrative Analyst I	1.00	0.00	1.00
SUCCESSOR AGENCY FUND TOTAL	2.15	1.15	2.15
NATIONAL POLLUTANT DISCHARGE ELIMINATION SRVS (NPDES) (FUND 229):			
Channel Maintenance Operations (229-2585)			
Collection System Superintendent	0.075	0.075	0.075
Collections System Supervisor	0.075	0.075	0.075
Lead Collections Systems Worker	0.750	0.750	0.750
Collections Systems Worker I/II	1.000	1.000	1.000
General Laborer	2.000	1.000	2.000
Administrative Analyst I/III	0.340	0.340	0.340
NPDES TOTAL	4.240	3.240	4.240
STREET LIGHT & LANDSCAPE MAINT. DIST. (SLLMD) (FUNDS 251-259):			
Operations Supervisor	0.5950	0.5950	0.5950
Landscape Maintenance Worker II	2.5875	2.5875	2.5875
General Laborer	1.2535	1.2535	1.2535
SLLMD 251 – 259 TOTAL	4.4360	4.4360	4.4360
INTERNAL SERVICE FUNDS POSITIONS			
VEHICLE EQUIPMENT MAINTENANCE (FUND 570):			
Equipment Maintenance (570-2610)			
Operations Supervisor	1.365	1.365	1.365
Fleet Leadworker	1.000	1.000	1.000
Equipment Mechanic I/II	3.000	3.000	3.000
Public Works Technician	0.250	0.250	0.250

ANTIOCH
2025-26 OPERATING BUDGET

STAFFING OVERVIEW

INTERNAL SERVICE FUNDS POSITIONS	Funded FY 24-25 FTE	Filled FTE's 5.31.25	Funded FY 25-26 FTE
Equipment Maintenance (570-2610) (Cont.)			
Lead Warehouse Maintenance Worker	0.060	0.060	0.060
Warehouse Maintenance Worker II (0.80 Water Fd; 0.07 Gen Fd; 0.07 Sewer Fd)	0.060	0.060	0.060
VEHICLE EQUIPMENT MAINTENANCE TOTAL	5.735	5.735	5.735
INFORMATION SYSTEMS (FUND 573):			
Information Systems (573-1410)			
Information Systems Director (0.25 Network Sup; 0.05 Tele. Sys.)	0.70	0.70	0.70
Network Administrator (0.60 Network Support)	0.40	0.40	0.40
Sub-total	1.10	1.10	1.10
Network Support & PC's (573-1420)			
Information Systems Director (0.70 Info Sys; 0.05 Tele. Sys.)	0.25	0.25	0.25
Network Administrator (0.40 Info Sys/0.10 to Tele. Sys.)	2.50	2.50	2.50
Computer Technician/Senior	1.00	1.00	1.00
Administrative Assistant I/II/III	1.00	0.00	1.00
Sub-total	4.75	3.75	4.75
Telephone System (573-1430)			
Information Systems Director (0.25 Network Sup; 0.70 Info Sys.)	0.05	0.05	0.05
Network Administrator (0.90 Network Sup)	0.10	0.10	0.10
Sub-total	0.15	0.15	0.15
GIS Support Services (573-1435)			
GIS Specialist	1.00	0.00	1.00
GIS Coordinator	1.00	1.00	1.00
GIS Technician	1.00	1.00	1.00
Public Works Technician	0.18	0.18	0.18
Administrative Assistant II	0.90	0.90	1.00
Sub-total	4.08	3.08	4.08
INFORMATION SYSTEMS TOTAL	10.08	8.08	10.08

ANTIOCH

2025-26 OPERATING BUDGET

STAFFING OVERVIEW

INTERNAL SERVICE FUNDS POSITIONS	Funded FY 24-25 FTE	Filled FTE's 5.31.25	Funded FY 25-26 FTE
LOSS CONTROL FUND (580)			
Loss Control (580-1160)			
Risk and Safety Specialist	1.00	1.00	1.00
LOSS CONTROL TOTAL	1.00	1.00	1.00
ENTERPRISE FUND POSITIONS			
WATER FUND (611):			
Water Supervision (611-2310)			
Deputy Public Works Director II	0.33	0.33	0.33
Water Treatment Plant Superintendent	1.00	1.00	1.00
Water Treatment Plant Supervisor	1.00	1.00	1.00
Water Distribution Superintendent	1.00	1.00	1.00
Water Distribution Supervisor	1.00	1.00	1.00
Water Quality Analyst	1.00	1.00	1.00
Administrative Analyst I/III	1.81	1.36	1.36
Sub-total	7.14	6.69	6.69
Water Production (611-2320)			
Water Treatment Plant Operator/Senior/Trainee	10.00	8.00	10.00
Water Treatment Maintenance Worker	5.00	5.00	5.00
Water Treatment Plant Instrument Tech.	3.00	2.00	3.00
General Laborer	2.00	2.00	2.00
Public Works Technician – Assistant	1.00	0.00	1.00
Laboratory Assistant	1.00	1.00	1.00
Sub-total	22.00	18.00	22.00
Water Distribution (611-2330)			
Finance Director	0.075	0.075	0.075
Finance Services Supervisor	0.425	0.425	0.425
Public Works Technician	1.000	1.000	1.000
Accounting Technician	0.950	0.950	0.950
Lead Customer Service Representative	0.500	0.000	0.500
Customer Service Representative I/II	2.400	1.900	2.400

ANTIOCH

2025-26 OPERATING BUDGET

STAFFING OVERVIEW

ENTERPRISE FUND POSITIONS	Funded FY 24-25 FTE	Filled FTE's 5.31.25	Funded FY 25-26 FTE
Water Distribution (611-2330) (Cont.)			
Lead Water Distribution Operator	4.000	4.000	4.000
Cross Connection Control Specialist Leadworker	1.000	1.000	1.000
Cross Connection Control Specialist II	1.000	1.000	1.000
Equipment Operator	2.500	2.500	2.500
Water Distribution Operator I/II	16.50	15.50	16.50
Street Maint. Worker I & II (0.50 charged to Sewer Fund)	0.500	0.500	0.500
Lead Warehouse Maintenance Worker (0.06 Veh Fund; 0.14 Gen Fund)	0.800	0.800	0.800
General Laborer	0.167	0.167	0.167
Warehouse Maintenance Worker II	0.800	0.800	0.800
Administrative Assistant	0.500	0.500	0.500
Sub-total	33.117	31.117	33.117
Water Capital Projects (611-2550)			
Senior Civil Engineer	0.125	0.00	0.50
Associate Engineering Technician	0.000	0.00	0.75
Project Manager	0.500	0.00	0.00
Sub-total	0.625	0.00	1.25
WATER FUND TOTAL	62.882	55.807	63.057
SEWER FUND (621):			
Wastewater Supervision (621-2210)			
Deputy Public Works Director II	0.330	0.330	0.330
Collection Systems Superintendent	0.925	0.925	0.925
Collections Systems Supervisor	0.925	0.925	0.925
Administrative Assistant	0.500	0.500	0.500
Administrative Analyst I/III	1.470	1.020	1.020
Public Works Technician	1.000	1.000	1.000
Finance Director	0.075	0.075	0.075
Finance Services Supervisor	0.425	0.425	0.425
Accounting Technician	0.950	0.950	0.950
Lead Customer Service Representative	0.500	0.000	0.500
Customer Service Representative I/II	2.400	1.900	2.400

ANTIOCH
2025-26 OPERATING BUDGET

STAFFING OVERVIEW

ENTERPRISE FUND POSITIONS	Funded FY 24-25 FTE	Filled FTE's 5.31.25	Funded FY 25-26 FTE
Wastewater Supervision (621-2210) (Cont.)			
Lead Collections System Worker	2.250	2.250	2.250
Water Distribution Operator I/II	0.500	0.500	0.500
Collections Systems Worker I/II	10.000	8.000	10.000
Equipment Operator	2.500	2.500	2.500
Sewer Camera Truck Operator	1.000	1.000	1.000
Street Maint. Worker I & II (0.50 charged to Water Fund)	0.500	0.500	0.500
General Laborer	0.167	0.167	0.167
Lead Warehouse Maintenance Worker	0.070	0.070	0.070
Warehouse Maintenance Worker	0.070	0.070	0.070
Sub-total	26.557	23.107	26.107
Wastewater Capital Projects (621-2570)			
Project Manager	0.500	0.00	0.00
Associate Engineering Technician	0.000	0.00	0.25
Senior Civil Engineer	0.125	0.00	0.50
Sub-total	0.625	0.00	0.75
SEWER FUND TOTAL	27.182	23.107	26.857
MARINA FUND (631):			
Marina Administration (631-2410)			
Public Works Technician	0.08	0.08	0.08
Administrative Assistant	1.00	1.00	1.00
Marina Maintenance Worker	1.00	1.00	1.00
Operations Supervisor	0.06	0.06	0.06
MARINA FUND TOTAL	2.14	2.14	2.14

ANTIOCH

2025-26 OPERATING BUDGET

STAFFING OVERVIEW

SUMMARY OF STAFFING	Funded FY 24-25 FTE	Filled FTE's 5.31.25	Funded FY 25-26 FTE
GRAND TOTAL FY25	419.00	337.00	
GRAND TOTAL FY26			406.00

The following PERS payroll contribution assumptions are in the Fiscal Year 2025-26 budget (Miscellaneous rates include UAL in %, Safety UAL shown as flat dollar amount for fiscal year):

PERS Tier-Bargaining Unit	FISCAL YEAR 2024-25			FISCAL YEAR 2025-26		
	Miscellaneous PERS Plan ER Contribution	Safety PERS Plan ER Contribution	Safety PERS Plan UAL Contribution	Miscellaneous PERS Plan ER Contribution	Safety PERS Plan ER Contribution	Safety PERS Plan UAL Contribution
Classic Employees – all but WTP	38.64%	26.30%*	\$6,152,984	42.33%	26.35%*	\$6,933,929
Classic Employees - WTP	36.64%*	n/a	n/a	40.33%*	n/a	n/a
2 nd Tier	n/a	24.84%*	\$36,708	n/a	24.88%*	\$76,335
PEPRA – all groups	38.64%	14.72%	\$30,144	42.33%	14.96%	\$64,200

*WTP employees pay 2% of the City's PERS contribution and Sworn Police pay 3%, therefore the ER Contribution is shown net.

ANTIOCH

2025-26 OPERATING BUDGET

STAFFING OVERVIEW

The following full-time equivalent positions have been added and unfunded in FY26:

Position	# of Positions	Funding Source
<u>2026 New Positions Added</u>		
Grant Writer	1	General Fund
Police Captain	1	General Fund
Police Sergeant	1	General Fund
Deputy City Attorney	1	General Fund
Administrative Analyst	2	General Fund – (1) Police Department/(1) Economic Development
Senior Economic Development Program Manager	1	General Fund
Total Additional Funded Positions in 2026	7	
<u>2026 Positions Unfunded and/or Frozen</u>		
Economic Development Director (eliminated)	(1)	General Fund
Assistant/Senior Engineer	(2)	General Fund/Gas Tax/Water/Sewer
Accounting Specialist II	(1)	General Fund
Business License Representative	(1)	General Fund
Administrative Analyst	(1)	General Fund/Water/Sewer
Community Engagement Coordinator	(1)	General Fund
Code Enforcement Officer (eliminated)	(1)	General Fund
Police Officer	(12)	General Fund
Total Positions Unfunded 2026	(20)	
Net Positions	(13)	

ANTIOCH
2025-26 OPERATING BUDGET

FINANCIAL SUMMARIES

ANTIOCH 2025-26 OPERATING BUDGET

FINANCIAL SUMMARIES

Financial Overview

This section provides a summary of General Fund revenues, a summary of transfers between the various funds of the City, interfund charges (“internal services”) between the various funds, summary of revenues and expenditures for all City funds and a summary of annually recurring purchase orders and/or contracts included in the budget.

Funds Transfer Summary

The “Funds Transfer Summary” details inflows and outflows between funds to subsidize operations in those funds.

Internal Services Summary

The City has internal services charges which are spread throughout City departments to allocate costs of services used between departments. The table details these charges.

Revenues and Expenditures – All City Funds

Tables of City-wide projected revenues and expenditures by fund type for 2024-25 and 2025-26.

Summary of Annual Recurring Purchases Orders and/or Contracts

The City has many annual purchase orders and/or contracts that are exempt from bidding per the City’s purchasing policy due to the nature of the goods or services provided. It has also been long standing practice to have open/recurring purchase orders for the purchase of unanticipated goods or services needed on an urgent basis. Use of open purchase orders is tightly controlled. In establishing open/recurring purchase orders, City staff is always cognizant of patronizing City businesses, but also in making sure that the City is paying fair prices.

The purchase of goods and or services over \$50,000 requires City Council approval per the City’s purchasing policy. A list of these types of purchase orders and/or contracts (as described in the prior paragraph) included in the budget is detailed. The summary does not include purchase orders or contracts separately brought to Council for approval.

ANTIOCH

2025-26 OPERATING BUDGET

FINANCIAL SUMMARIES

GENERAL FUND REVENUE SUMMARY									
Revenue Type	2019-20	2020-21	2021-22	2022-23	2023-24	2024-25	2024-25	2025-26	%
	Actual	Actual	Actual	Actual	Actual	Budget	Revised	Proposed	Change
Taxes:									
Property Tax-Secured	\$11,160,335	\$11,922,624	\$12,498,785	13,734,085	14,582,414	15,367,563	15,310,563	16,235,292	6%
Property Tax In Lieu of VLF	8,398,594	8,898,578	9,311,807	10,170,167	10,942,644	11,379,766	11,489,706	11,948,230	4%
Property Tax-Unsecured	346,866	363,328	356,195	411,735	531,038	360,000	493,561	500,000	1%
Property Tax-Other	901,050	935,063	1,147,635	1,214,385	1,083,329	1,000,000	1,000,000	1,100,000	10%
Other In Lieu Taxes	499	501	460	507	983	500	973	600	-38%
Unitary Tax	501,044	489,766	491,942	501,044	499,907	525,000	505,433	505,000	0%
Total Property Tax	21,308,388	22,609,860	23,806,824	26,031,923	27,640,315	28,632,829	28,800,236	30,289,122	5%
Franchises - Miscellaneous	9,086	58,275	24,330	24,438	25,212	10,000	25,968	26,750	3%
Franchise-Gas	1,046,728	1,208,842	1,816,803	2,431,068	2,231,781	2,579,120	1,339,324	1,366,110	2%
Franchise-Electric	485,669	545,846	565,832	628,089	608,333	666,340	722,310	743,980	3%
Franchise-Cable TV	1,237,479	1,227,035	1,251,686	1,178,408	1,082,357	1,347,340	950,000	1,000,000	5%
Franchise-Refuse Collection	1,208,474	1,276,803	1,383,049	1,476,467	1,595,748	1,586,622	1,725,000	1,731,250	0%
Total Franchise Taxes	3,987,436	4,316,801	5,041,700	5,738,470	5,543,431	6,189,422	4,762,602	4,868,090	2%
Business License Tax	1,460,546	1,545,935	1,737,681	1,817,053	1,745,217	1,820,000	1,800,000	1,820,000	1%
Business License Tax - Rentals	2,381,821	2,183,426	1,877,964	2,257,766	2,200,357	2,100,000	2,175,000	2,205,000	1%
Business License Tax Penalty	84,782	79,739	93,691	328,048	254,429	85,000	185,000	150,000	-19%
Business Lic Tax Application	97,890	87,954	80,001	135,821	126,794	90,000	95,000	100,000	5%
Contractors Business License	10,536	12,134	13,139	2,777	949	10,000	3,000	2,000	-33%
Total Business License Taxes	4,035,575	3,909,188	3,802,476	4,541,465	4,327,746	4,105,000	4,258,000	4,277,000	0%
Property Transfer Tax	492,611	702,816	911,734	626,248	534,062	600,000	570,000	620,000	0%
Sales and Use Tax	15,379,929	17,911,854	18,047,902	18,344,190	17,816,680	18,224,552	17,639,537	18,043,564	2%

ANTIOCH

2025-26 OPERATING BUDGET

FINANCIAL SUMMARIES

GENERAL FUND REVENUE SUMMARY (Continued)									
Revenue Type	2019-20	2020-21	2021-22	2022-23	2023-24	2024-25	2024-25	2025-26	%
	Actual	Actual	Actual	Actual	Actual	Budget	Revised	Proposed	Change
Sales Tax Measure C	120,468	118,649	20,167	0	0	0	0	0	0%
1% Sales Tax	15,582,340	19,485,295	20,508,561	20,301,244	20,160,685	20,594,826	19,921,225	19,997,489	0%
Sales & Use Tax P.S. Allocation	647,331	712,696	861,802	848,850	822,601	985,000	846,700	879,800	4%
Motor Vehicle In Lieu Fees	90,148	82,526	130,368	118,213	142,595	80,000	182,318	125,000	-31%
Transient Occupancy Tax	161,627	205,415	200,228	221,179	141,496	150,000	150,000	150,000	0%
Total Other Taxes	32,474,454	39,219,251	40,680,762	40,459,924	39,618,119	40,634,378	39,309,780	39,815,853	1%
Total Taxes	61,805,853	70,055,100	73,331,762	76,771,782	77,129,611	79,561,629	77,130,618	79,250,065	3%
Licenses & Permits:									
Bicycle Licenses	0	6	0	0	0	0	0	0	0%
Building Permits	1,552,016	2,775,820	3,706,974	3,034,026	2,876,131	2,508,800	2,508,800	2,577,500	3%
Encroachment Permits	225,049	288,650	592,060	577,451	183,030	289,000	987,769	585,000	-41%
Wide Vehicle/Overload Permits	11,968	13,424	6,000	5,680	3,648	11,240	10,000	5,200	-48%
Total Licenses & Permits	1,789,033	3,077,900	4,305,034	3,617,157	3,062,809	2,809,040	3,506,569	3,167,700	-10%
Fines & Penalties:									
Vehicle Code Fines	102,006	77,290	72,545	29,269	28,428	75,000	17,000	25,000	47%
Non-Traffic Fines	475	90	1,984	2,220	76	100	3,124	100	-97%
Total Fines & Penalties	102,481	77,380	74,529	31,489	28,504	75,100	20,124	25,100	25%
Use of Money & Property:									
Interest Earnings-Pooled	646,813	219,784	-786,376	1,128,572	2,562,592	600,000	2,565,000	1,282,500	-50%
Rent	549,561	568,355	657,836	607,644	575,213	575,000	583,000	600,500	3%
Lease Interest	0	0	78,487	78,445	83,834	0	0	0	0%
Total Use of Money & Property	1,196,374	788,139	-50,053	1,814,661	3,221,639	1,175,000	3,148,000	1,883,000	-40%

ANTIOCH

2025-26 OPERATING BUDGET

FINANCIAL SUMMARIES

GENERAL FUND REVENUE SUMMARY (Continued)									
Revenue Type	2019-20	2020-21	2021-22	2022-23	2023-24	2024-25	2024-25	2025-26	%
	Actual	Actual	Actual	Actual	Actual	Budget	Revised	Proposed	Change
Revenue from Other Agencies:									
Rev-AB109 Reimbursement	146,795	0	0	0	0	0	0	0	0%
Homeowners Prop Tax Relief	77,403	76,959	77,069	75,160	74,738	80,000	75,000	75,000	0%
State Mandated Reimbursements	77,722	72,626	70,545	137,117	112,096	50,000	50,000	60,000	20%
POST Reimbursements	87,968	49,341	35,020	43,094	27,565	20,000	62,807	60,000	-4%
Grants – Public Works	3,572	0	0	0	51,941	0	0	0	0%
Grants – Community Development	0	59,950	97,583	77,014	616,892	0	0	0	0%
CARES Act	55,877	450,026	0	0	0	0	0	0	0%
Grants-Police	114,633	317,728	68,640	13,525	73,631	38,615	846,597	0	-100%
Total Revenue from Other Agencies	563,970	1,026,630	348,857	345,910	956,863	188,615	1,034,404	195,000	-81%
Services Charges:									
Other Service Charges	46,608	42,050	83,367	55,265	55,528	40,525	33,305	35,150	6%
Cannabis Fees	381,408	1,453,579	1,770,621	1,917,950	2,117,018	2,125,000	2,120,000	2,150,000	1%
Assessment/Abatement Fees	451,550	578,544	226,685	60,489	246,267	200,000	350,346	107,000	-69%
Administration Services	20,230	42,468	31,089	13,764	5,004	23,000	42,448	10,000	-76%
Plan Checking Fees	789,883	691,404	347,149	421,246	620,056	677,840	482,000	389,200	-19%
Planning Fees	66,257	110,390	121,394	-30,177	58,288	76,800	70,000	79,310	13%
Pool Safety Fee	1,232	1,934	2,604	1,529	2,298	1,100	750	1,100	47%
Technology Fee	29,716	51,253	168,931	152,605	131,756	105,000	105,000	105,000	0%
Energy Inspection Fee	29,415	51,205	57,520	50,600	44,430	45,750	35,000	40,000	14%
Accessibility Fee	2,236	2,746	21,962	3,420	2,871	2,550	3,410	2,550	-25%

ANTIOCH

2025-26 OPERATING BUDGET

FINANCIAL SUMMARIES

GENERAL FUND REVENUE SUMMARY (Continued)									
Revenue Type	2019-20	2020-21	2021-22	2022-23	2023-24	2024-25	2024-25	2025-26	%
	Actual	Actual	Actual	Actual	Actual	Budget	Revised	Proposed	Change
Green Building Verification & Compliance Fee	96,858	238,913	269,500	195,264	209,836	199,000	130,000	150,000	15%
General Plan Maintenance Fee	74,318	128,331	143,858	127,904	120,461	117,760	90,000	100,000	11%
Inspection Fees	905,348	844,608	872,554	752,062	925,805	748,000	748,000	850,140	14%
Admin Services-Mello Roos	25,000	5,000	0	0	0	0	0	0	0%
Billings-Mail Piece Fee	7,930	8,625	7,727	6,321	6,632	6,000	6,000	6,000	0%
Billings-Cash Management	250,218	260,505	456,697	482,663	344,505	490,577	445,139	465,979	5%
Police Services General	111,569	173,037	149,478	1,439,142	121,737	150,000	100,038	100,000	0%
False Alarm Permit Fees	56,701	70,876	66,185	66,214	63,690	70,000	50,000	51,350	3%
False Alarm Response	77,140	123,580	96,955	6,875	15,075	25,000	10,000	6,000	-40%
Special Public Works Services	373	4,937	1,114	0	0	0	0	0	0%
Total Service Charges	3,423,990	4,883,985	4,895,390	5,723,136	5,091,257	5,103,902	4,821,436	4,648,779	-4%
Other Revenue:									
SBITA Proceeds	0	0	0	1,934,212	623,990	0	0	0	0%
Miscellaneous Revenue	1,532,868	1,363,296	5,693,211	801,725	3,016,584	540,629	920,753	934,079	1%
Donations	0	250	220	0	1,170	0	100	0	-100%
Booking Fee Reimbursements	1,158	143	0	0	0	0	0	0	0%
Reimb-Plan Rev Contract-Dev	3,263	4,374	3,316	6,484	4,633	0	1,902	0	-100%
Total Other Revenue	1,537,289	1,368,063	5,696,747	2,742,421	3,646,377	540,629	922,755	934,079	1%
Total Revenue Before Transfers In	70,418,990	81,277,197	88,602,266	91,046,556	93,137,060	89,453,915	90,583,906	90,103,723	-1%

ANTIOCH

2025-26 OPERATING BUDGET

FINANCIAL SUMMARIES

GENERAL FUND REVENUE SUMMAY (Continued)									
Revenue Type	2019-20	2020-21	2021-22	2022-23	2023-24	2024-25	2024-25	2025-26	%
	Actual	Actual	Actual	Actual	Actual	Budget	Revised	Proposed	Change
Transfers In:									
A-2 City Wide Main. Dist (256)	56,299	56,299	54,981	10,000	30,000	30,000	30,000	30,000	0%
Almondridge Main. Dist (253)	75,897	75,897	55,000	55,000	55,000	55,000	55,000	55,000	0%
Byrne Grant (233)	92,615	71,997	93,718	0	44,705	0	48,150	40,927	-15%
Gas Tax (213)	1,010,000	1,010,000	1,010,000	1,010,000	1,010,000	1,010,000	1,010,000	1,010,000	0%
Lone Tree Main. Dist (251)	84,091	84,091	21,092	21,092	21,092	21,092	21,092	21,092	0%
SLLM Admin Fund (257)	20,090	17,356	18,420	19,039	22,358	26,478	26,478	27,252	3%
E. Lone Tree Main. Dist (259)	14,165	14,165	0	0	0	0	0	0	0%
NPDES (229)	233,708	222,317	226,752	229,331	243,158	260,323	260,323	263,549	1%
CFD 2016-01 (280)	96,014	100,000	186,078	248,108	289,085	274,980	314,117	313,962	0%
CFD 2018-02 (282)	27,141	99,000	219,355	459,011	642,863	624,416	755,170	754,469	0%
Street Impact Fund (241)	1,461,505	1,633,525	1,644,559	1,893,893	1,898,135	1,925,000	1,925,000	1,650,000	-14%
Abandoned Vehicle Fund (228)	0	0	0	0	0	0	0	300,000	100%
Supplemental Law Enforce. Grant (232)	225,000	319,164	250,000	319,536	335,411	275,940	351,554	332,375	-5%
Traffic Safety Fund (237)	85,000	195,000	100,000	120,000	81,135	110,000	48,000	75,000	-12%
American Rescue Plan Fund (206)	0	0	0	0	0	2,813,059	4,303,594	0	-100%
Water Fund (611)	0	0	0	0	0	0	278,984	0	-100%
Employee Benefit Fund (721)	80,971	0	0	0	0	0	0	0	0%
Capital Improvement Fund (311)	0	0	0	0	0	550,000	1,448,540	0	-100%
Total Transfers In to General Fund	3,562,496	3,898,811	3,879,955	4,385,010	4,672,942	7,976,288	10,876,002	4,873,626	-55%
TOTAL GENERAL FUND REVENUES	\$73,981,486	\$85,176,008	\$92,482,221	\$95,431,566	\$97,810,002	\$97,430,203	\$101,459,908	\$94,977,349	-6%

ANTIOCH

2025-26 OPERATING BUDGET

FINANCIAL SUMMARIES

Transfers By Fund		2026 Transfers In		Purpose	2026 Transfers Out		Purpose
General Fund	100	\$2,660,000		Street Maintenance	\$2,680,030		Animal Subsidy
General Fund	100	75,000		Traffic Safety	4,849,240		Recreation Subsidy
General Fund	100	150,000		Engineering Services	1,303,000		Lighting & Landscaping
General Fund	100	133,344		Lighting & Landscaping	342,276		Debt Service
General Fund	100	1,741,733		Police Services	700,000		Marina Subsidy
General Fund	100	113,549		Channel Maintenance	200,000		Waterpark CIP Set-Aside
Total General Fund		\$4,873,626			\$10,074,546		
Gas Tax Fund	213	0			1,010,000		Street Maintenance
Gas Tax Fund	213	0			150,000		Sidewalk Repairs
Total Gas Tax Fund		\$0			\$1,160,000		
Animal Control Fund	214	2,680,030		General Fund Subsidy	0		
Recreation Fund	219	4,849,240		General Fund Subsidy	0		
Recreation Fund	219	175,000		Recreation Programs/Services	0		
Total Recreation Fund		\$5,024,240			\$0		
Child Care Fund	223	0			175,000		Recreation Programs/Services
Abandoned Vehicle Fund	228	0			300,000		Police Services
National Pollution Discharge Elimination (NPDES) Fund	229	70,000		Channel Maintenance	113,549		Channel Maintenance
National Pollution Discharge Elimination (NPDES) Fund	229	0			150,000		Engineering Services
Total NPDES Fund		\$70,000			\$263,549		
Supplemental Law Enforcement Grant Fund	232	0			332,375		Police Services
Byrne Grant	233	0			40,927		Police Services
Traffic Safety Fund	237	0			75,000		Traffic Safety
Redevelopment Obligation Retirement Fund	239	0			1,843,032		Debt Service
Street Impact Fund	241	0			1,650,000		Street Maintenance
SLLMD Funds	25*	2,043,158		Lighting & Landscaping	943,502		Lighting & Landscaping

ANTIOCH

2025-26 OPERATING BUDGET

FINANCIAL SUMMARIES

Transfers By Fund	2026 Transfers In		Purpose	2026 Transfers Out		Purpose
CFD 2016-01	280	0		313,962		Police Services
CFD 2018-02	282	0		754,469		Police Services
Capital Improvement Fund	311	450,000	Sidewalk Repairs	0		
Prewett CIP Fund	312	200,000	Repair & Maintenance Set-Aside	0		
Antioch Public Financing Authority Debt Service Fund	417	1,695,900	Debt Service	0		
Antioch Public Financing Authority Debt Service Fund	410	342,276	Debt Service	0		
City of Antioch as Successor Agency to the Antioch Development Agency Area #1 Debt Service Fund	431	147,132	Debt Service	0		
Information Services Fund	573	570,180	GIS Services	0		
Water Fund	611	0		150,000		Sidewalk Repair
Water Fund	611	0		285,090		GIS Services
Total Water Fund		\$0		\$435,090		
Sewer Fund	621	0		150,000		Sidewalk Repair
Sewer Fund	621	0		285,090		GIS Services
Total Sewer Fund		\$0		\$435,090		
Marina Fund	631	700,000	General Fund Subsidy	0		
Grand Total Transfers In/Out		\$18,796,542		\$18,796,542		

ANTIOCH

2025-26 OPERATING BUDGET

FINANCIAL SUMMARIES

Internal Services - City Wide Admin			
2025-26 Budget			
		FY26	FY26
	Fund #	Credit (Expense Reduction)	Debit (Expense)
Reason for Charge			
General Fund			
City Council	100	\$239,913	Allocate cost among user departments
City Attorney	100	1,476,031	Allocate cost among user departments
City Manager	100	570,096	Allocate cost among user departments
City Clerk	100	96,707	Allocate cost among user departments
Human Resources	100	667,604	Allocate cost among user departments
Non-Departmental	100	850,930	Allocate cost among user departments
Public Works-Maintenance Admin	100	679,539	Allocate cost among user departments
Public Works-Facilities Maintenance	100	145,750	Allocate cost among user departments
Finance Administration	100	36,905	Allocate cost among user departments
Finance Accounting	100	1,145,228	Allocate cost among user departments
	General Fund Credit	\$5,908,703	

ANTIOCH

2025-26 OPERATING BUDGET

FINANCIAL SUMMARIES

Internal Services - City Wide Admin			
2025-26 Budget			
		FY26	
Fund #	Credit (Expense Reduction)	Debit (Expense)	Reason for Charge
Special Revenue Funds			
RMRA	209	\$1,416	Share of allocated costs
Federal Asset Forfeiture	210	5,578	Share of allocated costs
Delta Fair Property	211	75	Share of allocated costs
Gas Tax	213	88,697	Share of allocated costs
Civic Arts	215	12,050	Share of allocated costs
Park in Lieu	216	2,384	Share of allocated costs
Traffic Signalization	220	200	Share of allocated costs
Asset Forfeiture	221	1,407	Share of allocated costs
Measure J	222	13,086	Share of allocated costs
Child Care	223	257	Share of allocated costs
Tidelands	225	24	Share of allocated costs
Solid Waste Reduction	226	38,149	Share of allocated costs
Abandoned Vehicles	228	5,407	Share of allocated costs
Pollution Elimination	229	163,224	Share of allocated costs
Traffic Safety	237	10	Share of allocated costs
PEG	238	9,885	Share of allocated costs
Street Impact	241	115	Share of allocated costs
SB1186 Disability Access	242	10	Share of allocated costs
Lone Tree SLLMD	251	121,327	Share of allocated costs
Downtown Maintenance SLLMD	252	80,678	Share of allocated costs
Almondridge SLLMD	253	8,244	Share of allocated costs
Hillcrest SLLMD	254	207,159	Share of allocated costs
Park 1A SLLMD	255	15,291	Share of allocated costs
Citywide District 2A SLLMD	256	121,294	Share of allocated costs
SLLMD Administration	257	95,348	Share of allocated costs

ANTIOCH

2025-26 OPERATING BUDGET

FINANCIAL SUMMARIES

Internal Services - City Wide Admin			
2025-26 Budget			
		FY26	
Fund #	Credit (Expense Reduction)	FY26 Debit (Expense)	Reason for Charge
Special Revenue Funds (Continued)			
East Lone Tree SLLMD	259	26,579	Share of allocated costs
East Lone Tree Benefit District	270	353	Share of allocated costs
CFD 2016-01 Police Protection	280	616	Share of allocated costs
CFD 2018-01 Public Services	281	13,810	Share of allocated costs
CFD 2018-02 Police Protection	282	787	Share of allocated costs
Post Retirement Medical - Miscellaneous	578	37,545	Share of allocated costs
Post Retirement Medical - Management	579	50,166	Share of allocated costs
Capital Projects Funds			
Capital Improvement	311	4,458	Share of allocated costs
Residential Development Allocation	319	3,013	Share of allocated costs
Development Impact Fee - Admin	321	3,422	Share of allocated costs
Development Impact Fee – PW	322	51	Share of allocated costs
Development Impact Fee – PD	323	100	Share of allocated costs
Development Impact Fee – P&R	324	305	Share of allocated costs
Hillcrest A.D.	361	71	Share of allocated costs
Lone Diamond A.D.	376	1,092	Share of allocated costs
Hillcrest Bridge Benefit District	391	31	Share of allocated costs
Antioch Public Financing Authority			
APFA 2015A Lease Revenue Bonds (ABAG)	410	101	Share of allocated costs
APFA 2015A Lease Revenue Bonds (2002)	417	152	Share of allocated costs
Internal Service Funds			
Vehicle Replacement	569	1,365	Share of allocated costs
Information Services	573	266,381	Share of allocated costs

ANTIOCH

2025-26 OPERATING BUDGET

FINANCIAL SUMMARIES

Internal Services - City Wide Admin 2025-26 Budget			
		FY26	FY26
Fund #		Credit (Expense Reduction)	Debit (Expense)
Reason for Charge			
Enterprise Funds			
Water	611		3,307,045
Water System Improvement	612		972
Sewer	621		841,119
Sewer System Improvement	622		486
Marina	631		279,760
Housing Successor/Successor Agency Funds			
Housing Successor	227		74,546
Redevelopment Obligation Retirement	239		2,741
Project Area #1 Debt Service	431		251
Total Internal Service Charges		\$5,908,703	\$5,908,703

ANTIOCH
2025-26 OPERATING BUDGET

FINANCIAL SUMMARIES

REVENUES - ALL CITY FUNDS

FUND	Revised 2024-25	Proposed 2025-26
General Fund	\$101,459,908	\$94,977,349
Special Revenue Funds	56,149,764	40,492,964
Capital Projects Funds	10,747,984	16,222,028
Internal Service Funds	10,935,032	12,353,423
Enterprise Funds	57,334,262	64,270,260
Antioch Successor Agency Funds	2,167,506	2,020,081
Antioch Public Financing Authority	2,001,428	2,040,676
TOTAL REVENUES	\$240,795,884	\$232,376,781

EXPENDITURES - ALL CITY FUNDS

FUND	Proposed 2024-25	Proposed 2025-26
General Fund	\$103,078,409	\$107,714,680
Special Revenue Funds	53,595,243	37,236,458
Capital Projects Funds	13,483,789	19,106,043
Internal Service Funds	14,655,350	13,748,122
Enterprise Funds	68,441,893	72,777,418
Antioch Successor Agency Funds	3,013,320	4,107,840
Antioch Public Financing Authority	1,999,023	2,040,328
TOTAL EXPENDITURES	\$258,267,027	\$256,730,889

ANTIOCH

2025-26 OPERATING BUDGET

FINANCIAL SUMMARIES

Summary of Annual Recurring Purchase Orders and/or Contracts

2025-26

Budgeted

Vendor	Amount	Product/Service Description	Fund
Antioch Auto Parts	\$65,000	Vehicle parts	Vehicle Fund
Arrowhead Tow	100,000	Towing & evidence vehicle storage on as needed basis	General Fund
Badger Meter	1,500,000	Sole source for water meter and parts	Water Fund
Badger Meters	500,000	Non CIP meter maintenance and supplies	Water Fund
Chaplin & Hill	60,000	Outside investigator – Police Department	General Fund
Cole Pro Media	95,000	Media Consultants (PD)	General Fund
Code 3 Wear	75,000	Police Uniforms	General Fund
Concord Uniforms	50,000	Police Uniforms	General Fund
Contra Costa County	200,000	CAL-ID, City of Antioch portion	General Fund
Contra Costa County	300,000	Lab testing for Police Department	General Fund
Contra Costa County-Public Works	375,000	Traffic Signal Maintenance	General Fund
County Asphalt	79,000	Secondary asphalt & rock supplier	Various
Delta Diablo	124,000	Hazardous waste collection & disposal	Sewer/Solid Waste
East Bay Hills Vet Hospital	80,000	Emergency veterinary services	Animal Control Fund
Honeywell International	75,000	Additional HVAC repairs on as needed basis	Various
Grainger	150,000	Various Public Works goods & supplies	Various
Jack Doheny Supplies	65,000	Sole source supplier for CCTV Truck	Water/Sewer
Office Depot	125,000	Office Supplies	Various
PFM	105,000	Investment Advisor	General Fund
San Diego Police Equipment	75,000	Various police equipment on as needed basis	General Fund
East Bay Regional Communications System Authority	249,000	Police radios and encryption	General Fund
DKF Solutions	75,000	Training for City employees	Sewer
Central Square Inc/OneSolution	323,569	ASP (Hosting) service for financial software	General Fund
Granite	100,000	Sole source EZ asphalt bulk delivery	Various

ANTIOCH

2025-26 OPERATING BUDGET

FINANCIAL SUMMARIES

Summary of Annual Recurring Purchase Orders and/or Contracts

Vendor	2025-26 Budgeted Amount	Product/Service Description	Fund
NTU Technologies	\$50,000	Proprietary chemical for water treatment	Water
Polydyne Inc	50,000	Proprietary chemical for water treatment	Water
ICR Electrical	50,000	Backup and emergency electrical support to WTP	Water
Alta Fence	50,000	Provide emergency repair for WTP facilities	Water
Delta Fence	50,000	Provide emergency repair for WTP facilities	Water
Cummins West	50,000	Provide emergency repair service for backup generators	Water
Koffler Pump	50,000	Provide emergency repair service for backup generators	Water
Antioch Building Materials	400,000	Local source of asphalt material	Various
SiteOne Landscape	250,000	Sole source irrigation controllers	Various
Interstate Sales	75,000	Thermoplastic for street maintenance	General Fund
Borges & Mahoney	50,000	Instrumentation	Water
Peterson Tractor	50,000	General maintenance and equipment rentals	Various
Watersavers Irrigation	100,000	Irrigation parts	Various
Amazon Capital	125,000	Office supplies	Various
Tyler Technologies/Incode	345,000	Utility billing software – hosting and transaction fees	Water/Sewer
Tyler Technologies/EP&L	190,000	Energov/EP&L Community Development permitting software	General Fund
Lowe's	125,000	Materials and supplies on as needed basis	Various
Axon/Evidence.com	300,000	BWC and digital evidence storage	General Fund
EAN/Enterprise	100,000	Undercover vehicles, training vehicle rentals and temp vehicles	General Fund
Giordano Consulting	50,000	Outside investigator – Police Department	General Fund
MWI Veterinary Supply	75,000	Veterinary supplies	Animal Control Fund
Peregrine Technologies	200,000	Analysis platform, E-File DA	General Fund
Public Safety Family Counseling	75,000	Psychological services & support	General Fund

ANTIOCH

2025-26 OPERATING BUDGET

FINANCIAL SUMMARIES

Summary of Annual Recurring Purchase Orders and/or Contracts

Vendor	2025-26 Budgeted Amount	Product/Service Description	Fund
Serological Institute	75,000	DNA analysis	General Fund
Hawthorn Ventures - Purpose Built	150,000	Employees uniforms and safety clothing	Various
Underground Republic Water Works	250,000	Various Public Works goods & supplies	Various
Tom Malloy - Trench Shoring	50,000	Emergency equipment rental	Water/Sewer
Core & Main	350,000	Various Public Works goods & supplies	Various
Pace	300,000	Various Public Works goods & supplies	Various
Fastenal Co	75,000	Industrial supplies	Various
Recology Blossom Valey	75,000	Planter materials	General Fund/SLLMD
Treesap Farms (Everde Growers)	75,000	Nursery plants	General Fund/SLLMD
WECO Industries	100,000	Sewer equipment and supplies	Sewer
Flock	50,000	Community camera system	General Fund
Versaterm	150,000	Call taking/language line/quality control software – PD	General Fund
Consolidated Electrical Distributors	125,000	Light poles & electrical supplies	Various
Jam Services	200,000	Electrical supplies	Various
Brady Industries – Cole Supply	150,000	Janitorial supplies	Water
Fastenal	100,000	Tools & supplies	Water

This page left intentionally blank

GENERAL FUND

ANTIOCH

2025-26 OPERATING BUDGET

GENERAL FUND

The General fund is used to account for money which is not required legally or by sound financial management to be accounted for in another fund. The General Fund is the City's most significant operating fund made up of several departments. This section will provide an overall summary of the General Fund budget, as well as provide detail of each department's divisional budgets individually. The following departments are accounted for in the General Fund:

- ***City Council***
- ***City Attorney***
- ***City Manager***
- ***City Clerk***
- ***City Treasurer***
- ***Human Resources***
- ***Economic Development (under Community Development starting FY26)***
- ***Finance***
- ***Non-Departmental***
- ***Public Works***
- ***Police***
- ***Public Safety and Community Resources***
- ***Community Development***

ANTIOCH

2025-26 OPERATING BUDGET

GENERAL FUND

The General Fund receives various sources of revenue which sustain the operations of the City. Revenues within the General Fund are broken down into the following categories:

- **Taxes** – This category encompasses several sources of tax revenue such as property tax, sales tax and business license tax.
- **Licenses and Permits** – This category includes Building and Encroachment permits.
- **Fines and Penalties** – This category includes fines imposed by the police department such as vehicle code fines.
- **Use of Money and Property** – This category includes interest and rents.
- **Revenue from Other Agencies** – The City receives revenues from other agencies through specific agreements with Federal, State and Local agencies, which are included in this category.
- **Service Charges** - The City imposes charges for a variety of services such as planning and inspections, which are included in this category.
- **Other Revenue** - This category captures other revenues the City receives which do not fall into any of the categories above.
- **Transfers In** – Transfers in represent monies transferred into the General Fund to subsidize General Fund operations.

Please see the General Fund Revenue Summary on pages 39-43 for a complete breakdown of the specific revenue sources within each category.

Expenditures in the General Fund are categorized by department. For purposes of displaying the total revenues and expenditures of a department, interfund charges are shown separately for the General Fund as a whole. Budgets for each department within the General Fund can be found on pages 67-161. Summaries of revenues and expenditures by department follow.

ANTIOCH

2025-26 OPERATING BUDGET

GENERAL FUND

GENERAL FUND REVENUE AND EXPENDITURE SUMMARY

	2021-22 Actual	2022-23 Actual	2023-24 Actual	2024-25 Budget	2024-25 Revised	2025-26 Proposed	Percent Change
Revenues:							
Taxes	\$52,803,034	\$56,470,538	\$56,968,926	\$58,966,803	\$57,209,393	\$59,252,576	4%
Taxes – Measure C	20,167	0	0	0	0	0	0%
1% Sales Tax	20,508,561	20,301,244	20,160,685	20,594,826	19,921,225	19,997,489	0%
Licenses & Permits	4,305,034	3,617,157	3,062,809	2,809,040	3,506,569	3,167,700	-10%
Fines & Penalties	74,529	31,489	28,504	75,100	20,124	25,100	25%
Investment Income & Rentals	-50,053	1,814,661	3,221,639	1,175,000	3,148,000	1,883,000	-40%
Revenue from Other Agencies	348,857	345,910	956,863	188,615	1,034,404	195,000	-81%
Current Service Charges	4,895,390	5,723,136	5,091,257	5,103,902	4,821,436	4,648,779	-4%
Other Revenue	5,696,747	2,742,421	3,646,377	540,629	922,755	934,079	1%
Transfers In	3,879,955	4,385,010	4,672,942	7,976,288	10,876,002	4,873,626	-55%
Total Revenues	92,482,221	95,431,566	97,810,002	97,430,203	101,459,908	94,977,349	-6%
Expenditures:							
Legislative & Administrative	6,181,870	6,185,167	5,540,047	7,337,251	7,243,580	6,693,835	-8%
Finance	1,568,272	1,735,280	1,742,869	2,289,960	2,030,560	1,760,677	-13%
Non-Departmental	5,342,369	7,404,899	8,236,174	6,785,931	5,662,127	6,932,849	22%
Public Works	10,411,518	11,228,155	12,469,321	16,761,682	16,608,848	14,030,856	-16%
Police Services	46,431,632	48,515,054	47,779,516	57,725,438	55,637,591	58,558,490	5%
Police Services – Measure C	20,167	0	0	0	0	0	0%
Police Services-Animal Support	1,313,715	1,733,670	1,702,199	2,372,047	2,262,605	2,680,030	18%
Recreation/Community Services	1,832,615	4,125,770	4,476,937	5,125,433	4,934,811	5,059,240	3%
Public Safety and Community Resources	533,261	1,618,265	1,694,419	2,900,025	2,243,481	2,876,088	28%
Community Development	5,292,362	6,038,638	5,305,586	7,938,005	6,454,806	9,122,615	41%
Total Expenditures	78,927,781	88,584,898	88,947,068	109,235,772	103,078,409	107,714,680	4.5%

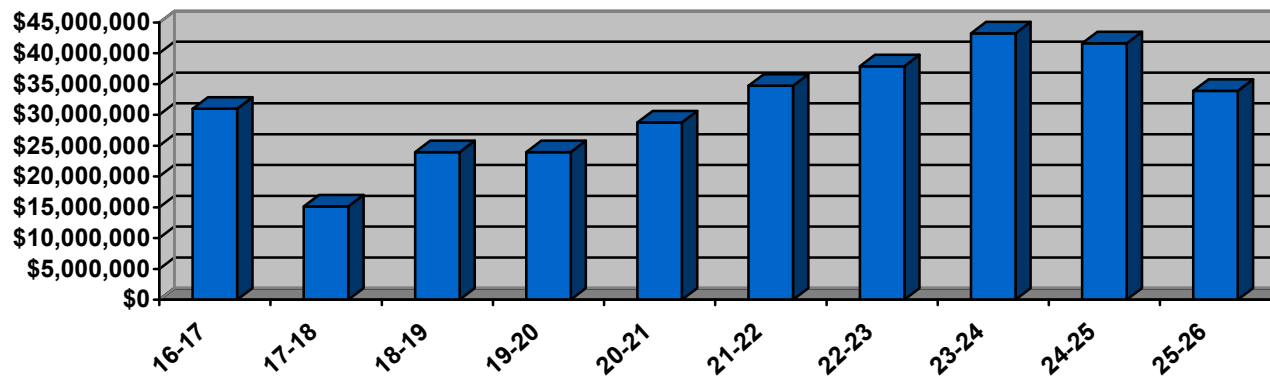
ANTIOCH 2025-26 OPERATING BUDGET

GENERAL FUND

General Fund Fund Balance Analysis and History

	2021-22 Actual	2022-23 Actual	2023-24 Actual	2024-25 Revised	2025-26 Proposed	
Beginning Fund Balance	\$28,758,798	\$34,730,176	\$37,899,927	\$43,258,769	\$41,640,268	
Net Revenue/Expenditure	13,554,440	6,846,668	8,862,934	(1,618,501)	(12,737,331)	(1)
Budget Stabilization Transfer	(7,583,062)	(3,676,917)	(3,504,092)	0	5,000,000	(1)
Ending Fund Balance	\$34,730,176	\$37,899,927	\$43,258,769	\$41,640,268	\$33,902,937	
Committed – Community Dev. Fees	800,135	886,496	1,138,711	1,096,954	196,954	
Committed - Litigation Reserve	500,000	500,000	0	500,000	500,000	
Committed - Compensated Absences	138,118	150,338	149,936	0	0	
Assigned – Encumbrances/Projects	6,922,131	7,160,654	5,358,842	0	0	
Unassigned Fund Balance	\$26,369,792	\$29,202,442	\$36,611,280	\$40,543,314	\$33,205,983	
Percentage of Revenue	28.51%	30.60%	37.43%	39.96%	34.96%	

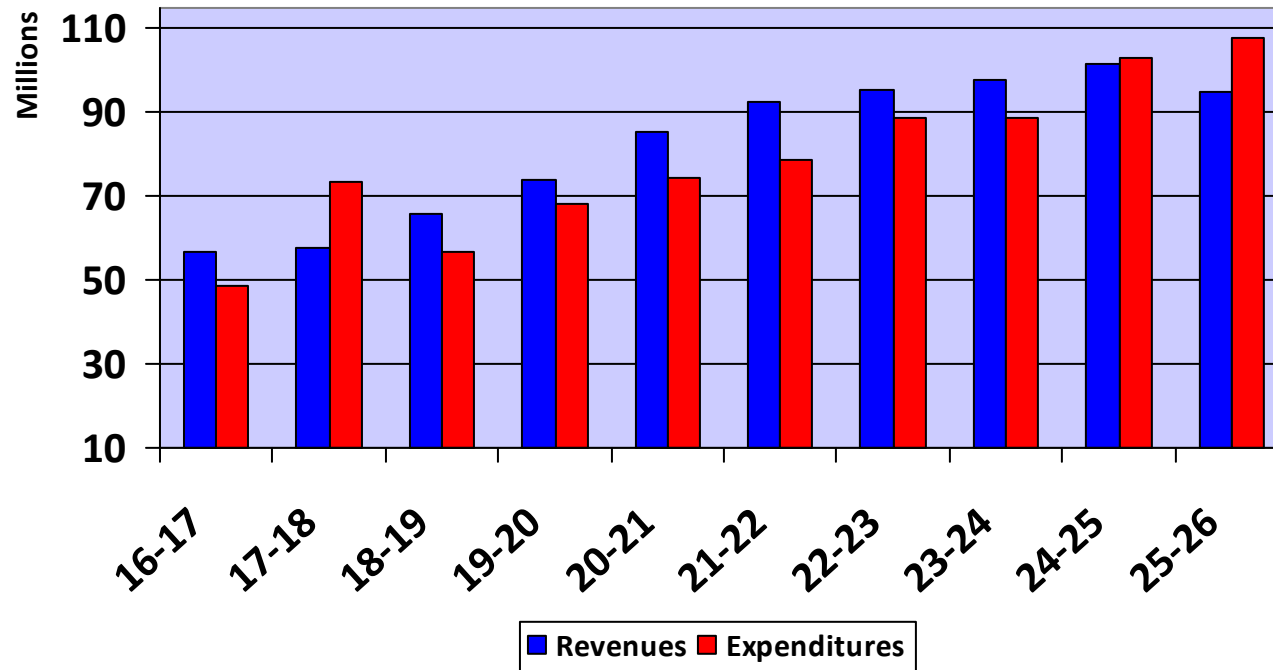
(1) General Fund unassigned reserves of \$7,737,331 and \$5M in Budget Stabilization Funds utilized in 2025-26 to balance the budget.



ANTIOCH 2025-26 OPERATING BUDGET

GENERAL FUND

An analysis of revenues verses expenditures each fiscal year follows:



ANTIOCH

2025-26 OPERATING BUDGET

GENERAL FUND

1% Sales Tax (Measure W) Funding

Measure W, a 1%/one-cent sales tax was approved by voters in November 2018 which became effective on April 1, 2019 and lasts 20 years. This is a general sales tax measure and can be spent on any General Fund purpose as directed by the City Council. The following tables outline the budget of the 1% sales tax (Measure W).

Budgeted Funds Allocation:	FY25 Revised		FY26	
	\$19,921,225	%	\$19,997,489	%
Police Department	\$ 11,952,735	60%	\$ 13,998,243	70%
Quality of Life:				
Public Safety & Comm. Resources (exc. Youth)	1,163,344		1,499,812	
Landscape Enhancements	325,000		-	
Code Enforcement	2,536,341		1,499,811	
Total Quality of Life Funding	4,024,685	20%	2,999,623	15%
Youth:				
Youth Network Services	1,080,137		1,073,726	
Recreation Services	2,863,668		1,925,897	
Total Youth Funding	3,943,805	20%	2,999,623	15%
Total Measure W/1% Sales Tax	\$ 19,921,225		\$ 19,997,489	

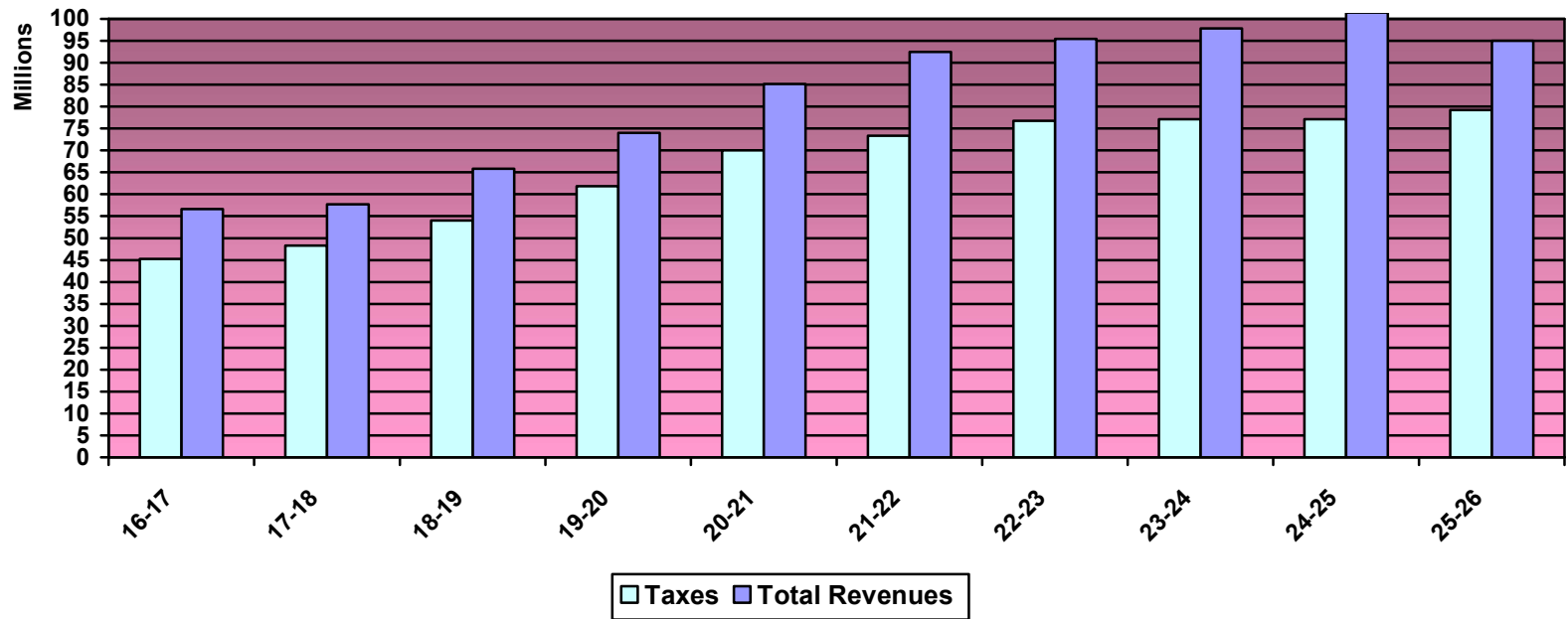
The adopted fiscal year 2023-25 budget allocated 60% of funds to the Police Department, 20% to Quality of Life and 20% to Youth. For fiscal year 2025-26, City Council is allocating 70% to the Police Department, 15% to Quality of Life and 15% to Youth as outlined in the table above. The amounts represent funds allocated towards the entire FY25 and FY26 budgeted costs of the divisions.

ANTIOCH 2025-26 OPERATING BUDGET

GENERAL FUND

General Fund Revenues

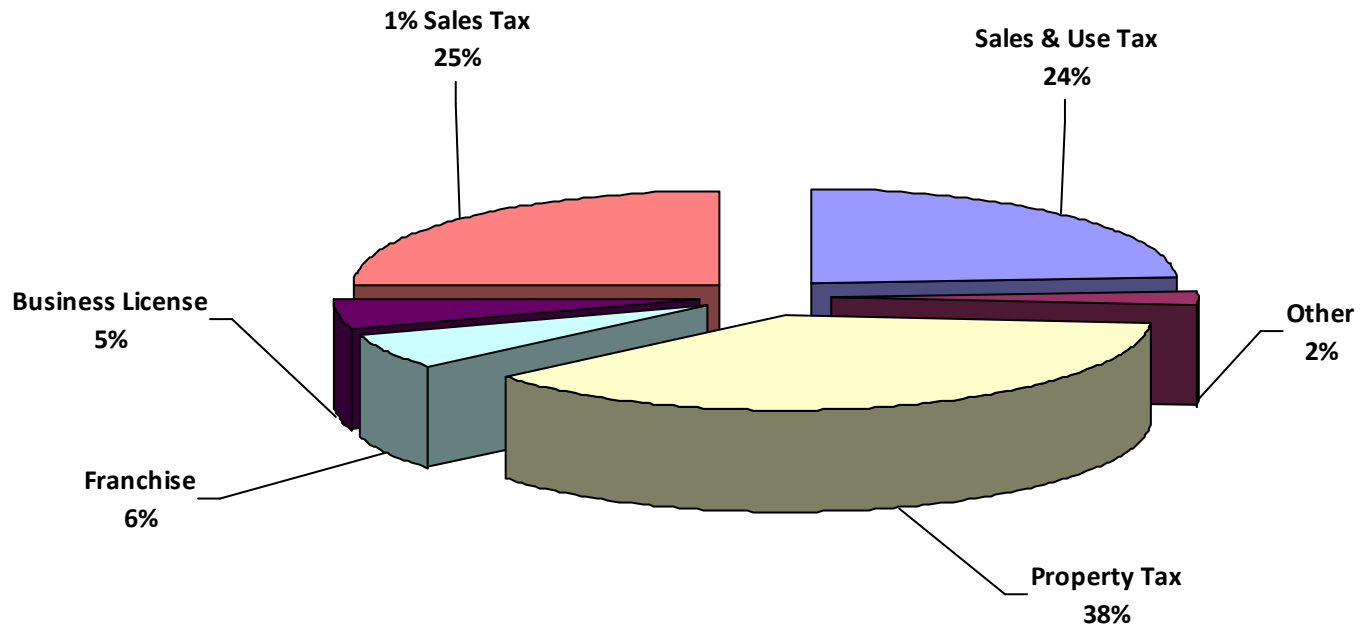
Taxes are the most significant revenue in the General Fund. The following is a breakdown of actual/projected tax revenue in the General Fund compared to total revenues.



ANTIOCH 2025-26 OPERATING BUDGET

GENERAL FUND

The following chart breaks down taxes by source for fiscal year 2026.

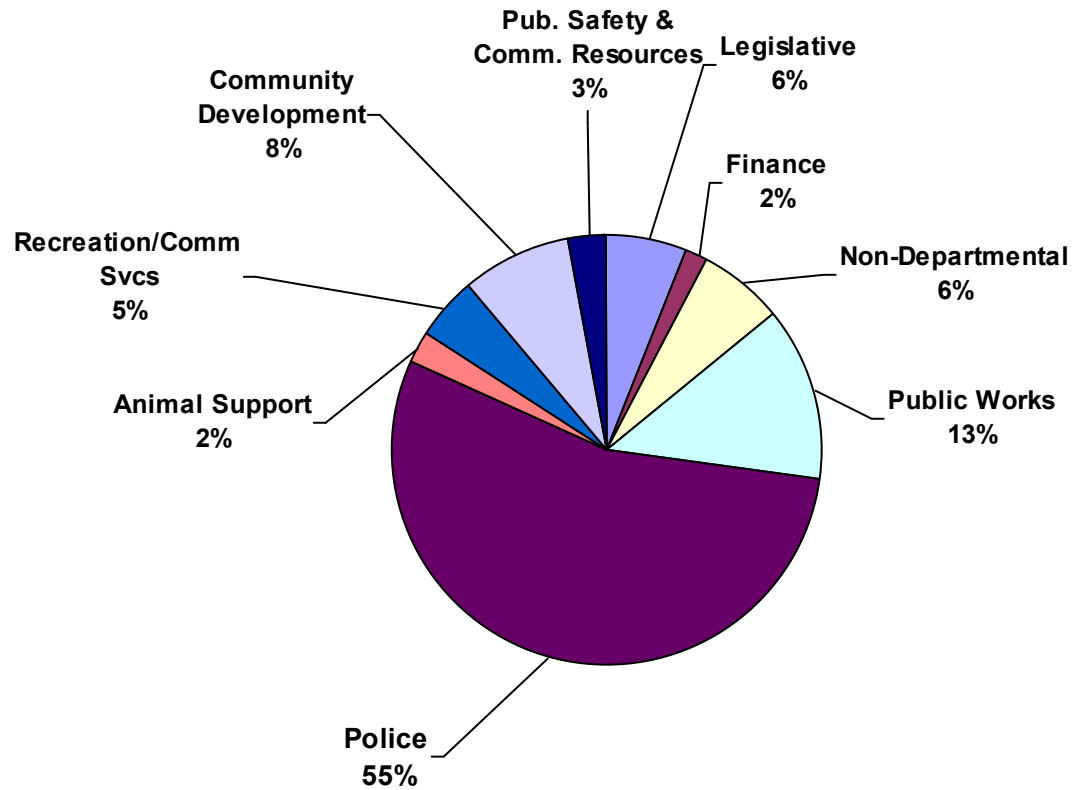


ANTIOCH 2025-26 OPERATING BUDGET

GENERAL FUND

General Fund Expenditures

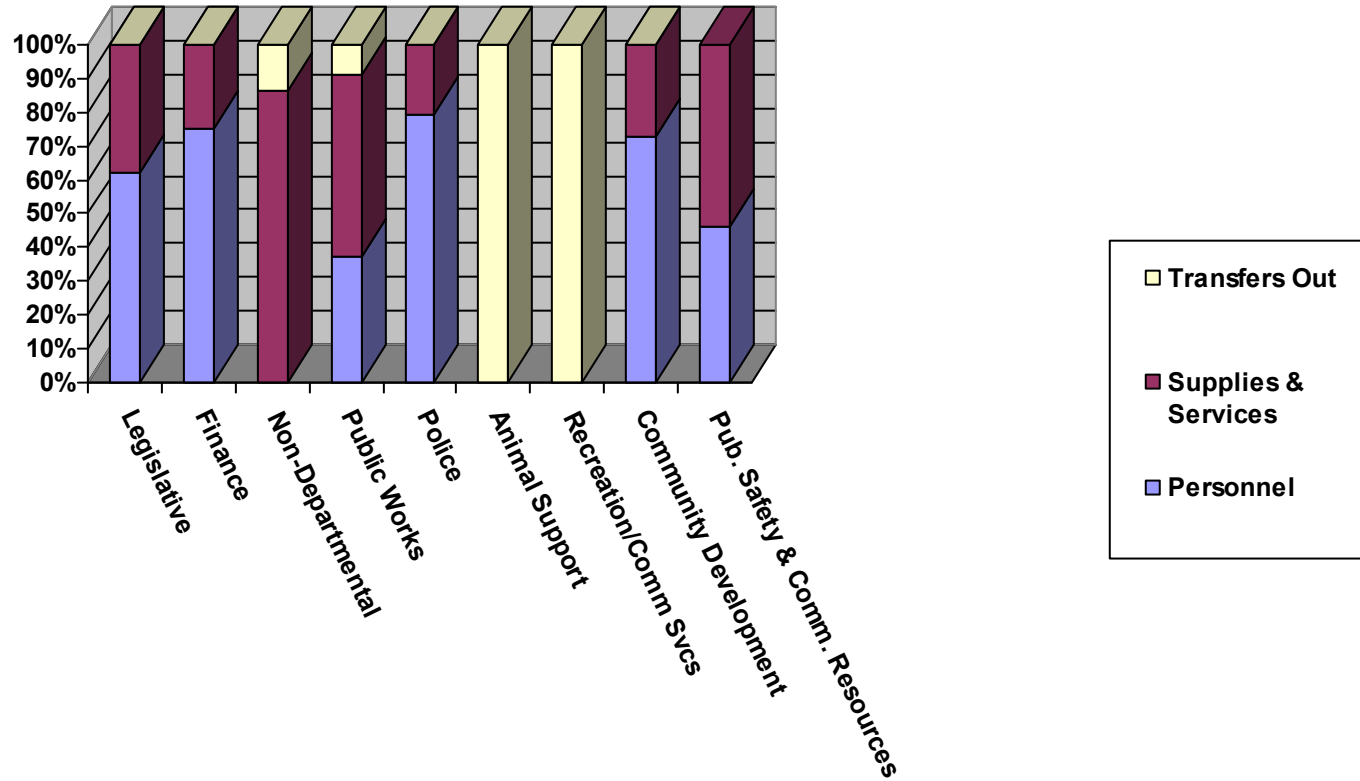
The following is a breakdown of projected expenditures by department in the General Fund for fiscal year 2026.



ANTIOCH 2025-26 OPERATING BUDGET

GENERAL FUND

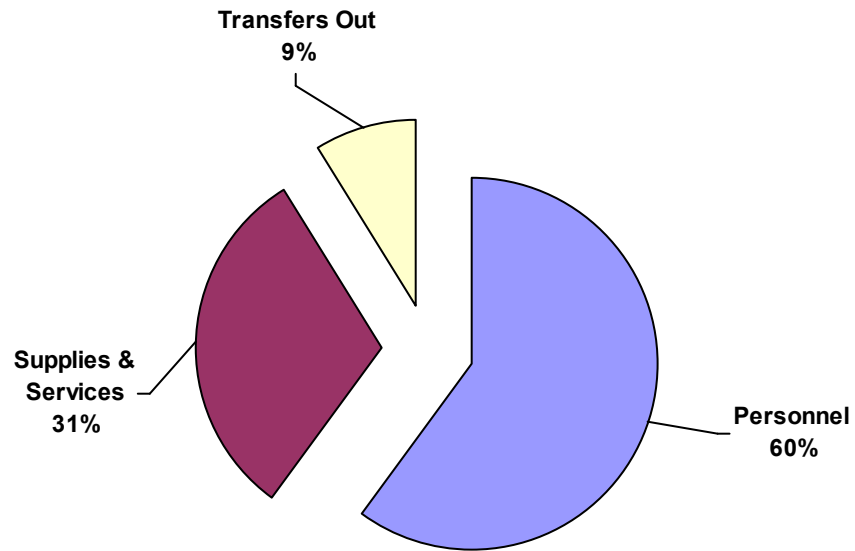
Within each department, expenditures are broken down by type as follows in 2025-26 (excludes internal services):



ANTIOCH
2025-26 OPERATING BUDGET

GENERAL FUND

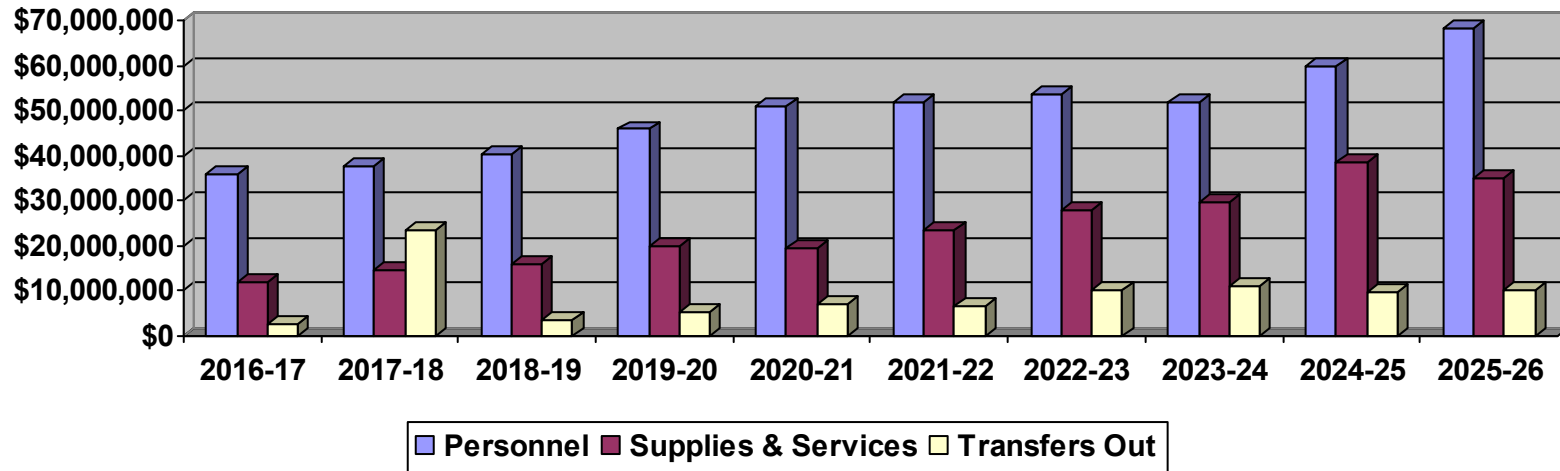
Expenditures by type in total for the General Fund are as follows in 2025-26 (excludes internal services):



ANTIOCH 2025-26 OPERATING BUDGET

GENERAL FUND

A trend analysis of expenditures by type follows:



This page left intentionally blank

ANTIOCH
2025-26 OPERATING BUDGET

GENERAL FUND – DEPARTMENTAL BUDGETS

LEGISLATIVE AND ADMINISTRATIVE

LEGISLATIVE AND ADMINISTRATIVE SUMMARY						
	2022-23	2023-24	2024-25	2024-25	2025-26	%
	Actual	Actual	Budget	Revised	Proposed	Change
SOURCE OF FUNDS:						
1% Sales Tax	116,780	0	0	0	0	0%
Billings to Departments	482,663	344,505	490,577	445,139	465,979	5%
Charges for Services	10,000	0	0	0	0	0%
Miscellaneous Revenue	3,857	50	13,345	12,844	500	-96%
TOTAL SOURCE OF FUNDS	613,300	344,555	503,922	457,983	466,479	2%
USE OF FUNDS:						
Personnel	3,811,110	3,225,586	5,659,988	4,682,077	6,062,319	29%
Services & Supplies	3,400,697	3,924,236	3,400,031	5,042,034	3,681,867	-27%
Internal Services	(1,026,640)	(1,609,775)	(1,722,768)	(2,480,531)	(3,050,351)	23%
TOTAL USE OF FUNDS	6,185,167	5,540,047	7,337,251	7,243,580	6,693,835	-8%

Funded FTE's:	Funded	Funded
	2024-25	2025-26
City Council	5.00	5.00
City Attorney	4.00	5.00
City Manager	4.00	5.00
City Clerk	5.00	5.00
City Treasurer	1.15	1.15
Human Resources	7.00	7.00
Economic Development ¹	2.00	0.00
Total Legislative & Administrative Funded FTE's	28.15	28.15

¹Division of Community Development starting FY26

ANTIOCH

2025-26 OPERATING BUDGET

GENERAL FUND – DEPARTMENTAL BUDGETS

CITY COUNCIL (100-1110)

The City Council acts on all legislative matters concerning the City. As the City policy-making and legislative body, the City Council is responsible to more than 116,000 residents of Antioch for approving all programs and services provided in the City. They approve and adopt all ordinances, resolutions, contracts and other matters regarding overall policy decisions and leadership. The Council appoints the City Manager and the City Attorney, as well as various commissions, boards and other citizen advisory committees.

In reaching policy decisions, the City Council reviews proposals designed to meet community needs and sustain desired service levels; initiates new programs to upgrade existing City services; determines the ability of the City to provide financing for all municipal activities; and adopts the City budget following review and modification of a proposed budget, as submitted by the City Manager.

In addition to holding regular and special Council meetings, the members of the City Council also function as directors of the City of Antioch as Successor Agency and Housing Successor to the Antioch Development Agency and the Antioch Public Financing Authority.

2024-2025 Accomplishments:

- Continued to represent Antioch at the regional, state and national levels through elected county, state and national representatives, as well as participation in the Mayor's Conference, CalCities, Contra Costa Northern Waterfront Economic Development Initiative, Delta 6 and other forums.
- Receipt of \$6.8M State ERF grant to permanently house 30 to 50 homeless individuals in the Sunset Drive/Devpar Court area.
- Submitted application for Homekey Plus funding for the purchase and operation of the Comfort Inn to provide permanent supportive housing for 50 to 70 homeless individuals with mental health needs within the County.
- Received \$1.8M CalVIP Violence Intervention and Prevention Program grant to address gun related violence.
- Executed a Memorandum of Agreement with the US DOJ to address past Police Department misconduct.
- Ongoing operation of the Angelo Quinto Community Response Team with the goal of partnering with Contra Costa County A3 to provide a financially sustainable model.
- Reestablished the Neighborhood and Business Watch Programs.
- Reestablished the monthly citywide Neighborhood Cleanups.

2026 & 2027 Objectives:

- Continue to maintain the City Council meetings as a place of productive public engagement and decision making.
- Establish a revised ordinance, onboarding, training and code of conduct for the Antioch Police Oversight Commission.
- Address the significant General Fund budget deficit and adopt a balanced FY 2026-27 budget without utilizing reserve funds.
- Achieve a fully staffed Police Department of 117 sworn officers by July 1, 2027.
- Identify and implement revenue enhancement measures to address the stagnant revenue projections.
- Adopt a Homeless Strategic Plan to establish a plan to address the issue of unhoused residents.
- Celebrate the completion and activation of the Brackish Water Desalination Plant.

ANTIOCH

2025-26 OPERATING BUDGET

GENERAL FUND – DEPARTMENTAL BUDGETS

CITY COUNCIL (100-1110) (Continued)

2026 & 2027 Objectives (Cont.):

- Continue to restore relationships with Contra Costa County to provide a collaborative effort to address homelessness, mental health services and enhanced services by the Fire Protection District.
- Hire a highly competent and experienced City Attorney to lead the City's varied and complex legal needs.
- Aggressively pursue the recommissioning of the Amtrak Station.
- Begin General Plan Update.
- Enhance quality of life for citizens of Antioch by supporting programs and policies for youth, seniors, and blight and crime reduction.

CITY COUNCIL (100-1110)						
	2022-23	2023-24	2024-25	2024-25	2025-26	%
	Actual	Actual	Budget	Revised	Proposed	Change
Use of Funds:						
Personnel	167,782	184,963	309,234	195,319	199,998	2%
Services & Supplies	44,995	58,223	168,448	77,484	74,680	-4%
Internal Services	(173,955)	(230,946)	(343,939)	(270,000)	(239,913)	-11%
Total Use of Funds	38,822	12,240	133,743	2,803	34,765	1140%
Elected Officials	5.00	5.00	5.00	5.00	5.00	

ANTIOCH

2025-26 OPERATING BUDGET

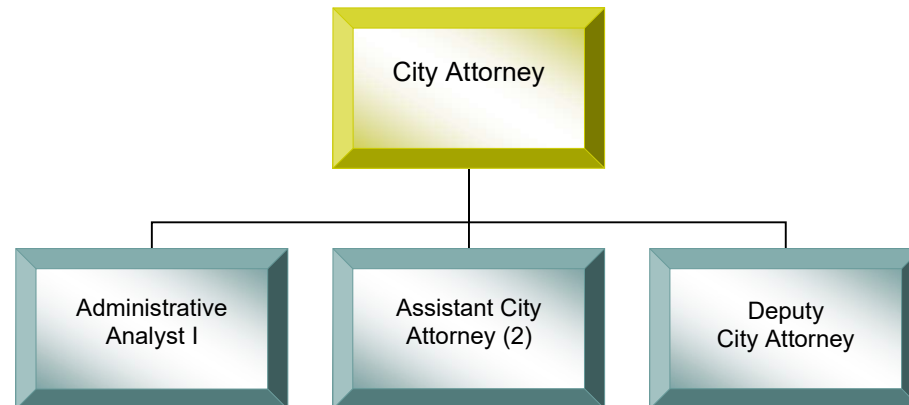
GENERAL FUND – DEPARTMENTAL BUDGETS

CITY ATTORNEY (100-1120)

The mission of the Antioch City Attorney's Office is to provide excellent and ethical legal advice, counsel, representation, and leadership that catalyzes advancement within the City of Antioch and is responsive to the needs of the City Council, City Manager, City boards and commissions, department leaders and department staff. The City Attorney's Office strives to increase legal knowledge/risk throughout departments within the City.

The City Attorney's office is responsible for providing and supervising all legal services for the City and the City of Antioch serving as Successor Agency and Housing Successor to the Antioch Development Agency. The Office provides advice to the City Council, Boards, Commissions and staff on the Brown Act, Public Records Acts, conflicts of interests, public contracting, land use, environmental laws, employment, and other matters; prepare and review ordinances, contracts, leases and similar legal documents; is responsible for land acquisition; and oversees claims and litigation involving the City.

CITY ATTORNEY



ANTIOCH

2025-26 OPERATING BUDGET

GENERAL FUND – DEPARTMENTAL BUDGETS

CITY ATTORNEY (100-1120) (Continued)

2024-2025 Accomplishments:

- Providing legal advice and counsel for elected officials, staff, commissions, boards, and committees
- Managing all legal services staff and contract attorneys for the City
- Providing legal advice and counsel concerning public safety, public works, public contracts, code enforcement, employment, labor relations, municipal utilities, land use, municipal elections, conflicts of interests, open meeting laws, public records laws, and litigation

2026 & 2027 Objectives:

- Continue to provide legal advice and counsel for elected officials, staff, commissions, boards, and committees
- Manage all legal services staff and contract attorneys for the City
- Welcome a new, in-house City Attorney following a forthcoming recruitment process
- Explore the optimal allocation of staffing with the City Attorney's office to ensure effective coverage for all City departments
- Consider a RFP/RFQ process for hiring of future outside and litigation counsel

CITY ATTORNEY (100-1120)						
	2022-23	2023-24	2024-25	2024-25	2025-26	%
	Actual	Actual	Budget	Revised	Proposed	Change
Source of Funds:						
Legal Fees	10,000	0	0	0	0	0%
Total Source of Funds	10,000	0	0	0	0	0%
Use of Funds:						
Personnel	784,340	798,500	1,375,689	1,324,728	1,909,465	44%
Services & Supplies	1,832,277	2,699,160	933,215	2,240,802	1,864,187	-17%
Internal Services	(275,101)	(576,117)	(576,117)	(1,276,117)	(1,476,031)	16%
Total Use of Funds	2,341,516	2,921,543	1,732,787	2,289,413	2,297,621	0%
Funded FTE's	3.00	4.00	4.00	4.00	5.00 ¹	

¹Deputy City Attorney position added in FY26 pursuant to DOJ agreement.

ANTIOCH

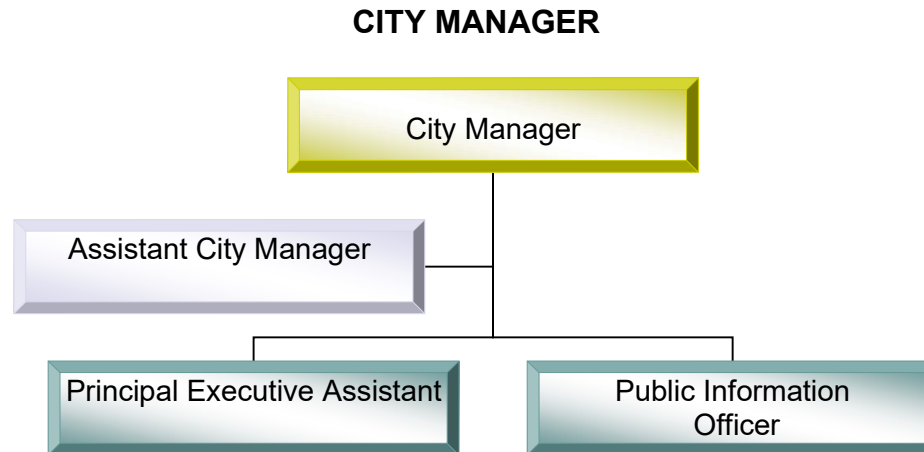
2025-26 OPERATING BUDGET

GENERAL FUND – DEPARTMENTAL BUDGETS

CITY MANAGER (100-1130)

The City Manager serves as the administrative head of the City government under the direction of the City Council and is responsible for carrying out the policies and directives of the City Council. The City Manager provides leadership to the City's executive managers and the organization as a whole in meeting the needs of the community and coordinating the provision of a wide range of municipal services.

The City Manager also provides administrative policy direction for fiscal planning; intergovernmental relations in responding to state, federal and regional issues with local impacts; and for communications - both internal and with the community at large. The City Manager attends all Council meetings, advising the Council on matters under consideration and makes Council policy recommendations as appropriate.



ANTIOCH

2025-26 OPERATING BUDGET

GENERAL FUND – DEPARTMENTAL BUDGETS

CITY MANAGER (100-1130) (Continued)

2024-2025 Accomplishments:

- Completed two-year operating budget cycle for fiscal years 2023-2024 and 2024-2025.
- Participated with City Clerk's Office in By-District Elections for all City Council Members in 2024.
- Continued efforts to market the City's brand, enhance social media experience and improve communications and transparency with the community, including hiring a Public Information Officer (PIO).
- Filled several executive level positions to include Chief of Police, Public Works Director, and Assistant City Manager roles.
- Implemented the City Council adopted American Rescue Plan Act (ARPA) funding projects and initiatives.
- Negotiated a Memorandum of Agreement (MOA) with the Department of Justice (DOJ) to ensure that the Antioch Police Department (APD) carries out constitutional and ethical policing in Antioch.
- Partnered with Townsend Public Affairs (TPA) to engage in state and federal legislative advocacy, to include attending Hill Week in Washington, D.C. in May 2025.
- Implemented professional development training across the executive leadership team with the help of an executive consultant.
- Continued to represent Antioch at the regional, state and national levels.

2026 & 2027 Objectives:

- Complete and implement the Council adopted Vision and Strategic Plan 2021-31.
- Implement the City Council adopted 2025-26 budget.
- Develop and implement a succession plan for key departments to include Finance and Information Services.
- Complete Operational Assessments of several departments on a rolling basis, and update employee personnel policies, and certain Ordinances which directly impact operations.
- Encourage enhanced communication and cooperation between the City and local businesses.
- Increase economic development efforts, locally and regionally by working more collaboratively and strategically with the relevant staff, neighboring cities, and the county.
- Form strategic partnerships with other jurisdictions, county and regional agencies, as well as the private sector to expedite implementation of projects and address multi-jurisdictional concerns.
- Continue to assist the City Council when they represent Antioch at the regional, state and national levels through elected county, state and national representatives, as well as participation in the Mayor's Conference, the California League of Cities, Contra Costa Northern Waterfront Economic Development Initiative, Delta 6 and other forums.
- Address reducing the long-term structural deficit, which will include conducting long term remediation efforts, implementing revenue generating strategies and interventions, making a concerted push with economic development, and utilizing strategic innovation with an eye towards making data driven decisions.

ANTIOCH
2025-26 OPERATING BUDGET

GENERAL FUND – DEPARTMENTAL BUDGETS

CITY MANAGER (100-1130) (Continued)

CITY MANAGER (100-1130)						
	2022-23 Actual	2023-24 Actual	2024-25 Budget	2024-25 Revised	2025-26 Proposed	% Change
Use of Funds:						
Personnel	1,006,510	361,126	1,465,763	1,032,929	1,602,177	55%
Services & Supplies	233,702	162,693	419,663	910,251	699,191	-23%
Internal Services	(263,586)	(370,096)	(370,096)	(370,096)	(570,096)	54%
Total Use of Funds	976,626	153,723	1,515,330	1,573,084	1,731,272	10%
Funded FTE's	4.00	4.00	4.00	4.00	5.00 ¹	

¹Grant Writer position added in FY26

ANTIOCH

2025-26 OPERATING BUDGET

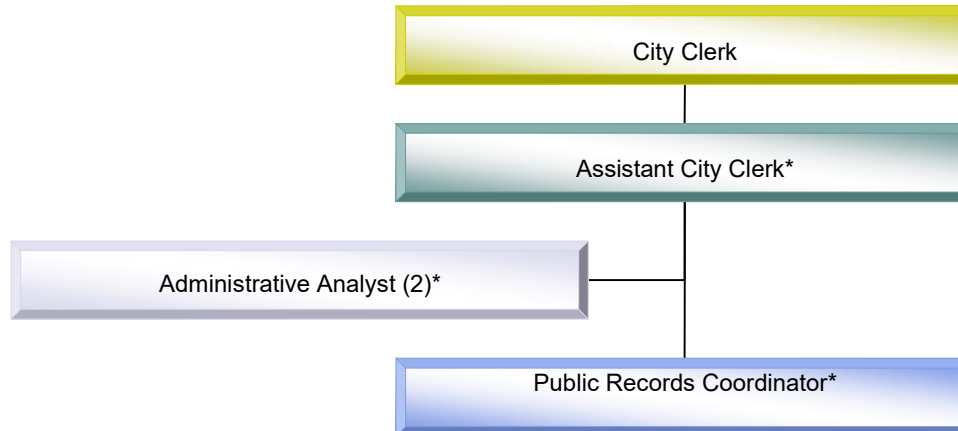
GENERAL FUND – DEPARTMENTAL BUDGETS

CITY CLERK (100-1140)

The position of City Clerk is elected to a four-year term and operates under statutory provision of the California Government Code, the Elections Code, and City ordinances and policies. The function of the City Clerk's Office is staffed with three full-time regular employees: one Assistant City Clerk and two Administrative Analyst I, with management oversight provided by the City Manager. A Public Records Coordinator was approved in fiscal year 2025 and will be filled on a part-time basis in fiscal year 2026.

Duties of the City Clerk's Office include: keeping records of the official actions of the City Council, City acting as Successor Agency to the Antioch Development Agency, Antioch Public Financing Authority, Antioch Police Oversight Commission, and the Board of Administrative Appeals; preparing agendas for both Regular and Special City Council, Antioch Police Oversight Commission, Board of Administrative Appeals, Cannabis Standing Committee, and the Sales Tax Citizens' Oversight Committee Meetings, minutes and public hearing notices; conducting municipal elections as the Elections Officer, serving as filing officer for the implementation of the Political Reform Act; accepting claims and legal actions against the City; maintaining the Municipal Code; City Records Management Officer; maintaining registration/ownership certificates for City vehicles; attesting City documents including resolutions, ordinances and agreements; conducting bid openings; receiving California Public Records Act requests and ensuring a timely response; serving as the Secretary to the Antioch Police Oversight Commission, Board of Administrative Appeals, Cannabis Standing Committee, and the Sales Tax Citizens' Oversight Committee; and interacting with the City Council, City staff, and the general public on all related matters.

CITY CLERK



*Positions report to City Manager

ANTIOCH

2025-26 OPERATING BUDGET

GENERAL FUND – DEPARTMENTAL BUDGETS

CITY CLERK (100-1140) (Continued)

2024-2025 Accomplishments:

- Created an Agenda Prep Manual with exhibits for staff to follow and complete staff reports, resolutions, ordinances, and public hearing notices.
- Created a Desk Manual for the City Clerk's Department to ensure process and procedures are followed and completed sufficiently.
- Prepared for and organized the November 2024 General Election for five seats: Mayor, two City Council Member seats (District 2 and 3), City Clerk and City Treasurer.
- Assured the timely filing of Statements of Economic Interests and Campaign Expense Reports in accordance with the Political Reform Act with the Netfile software.
- Completed Fair Political Practice Commission (FPPC) Form 700 "Statement of Economic Interests" filings and forwarded Government Code 82700 filers to the FPPC.
- Finalized adopted resolutions of the City Council and Antioch Police Oversight Commission meetings and scanned into Laserfiche.
- Finalized ordinances numbers 2227-2239 and sent to American Legal for codification into the Antioch Municipal Code.
- Finalized approved minutes of the City Council meetings and publish onto the website.
- Coordinated and prepared correspondence for agendas of the City Council meetings.
- Coordinated and prepared correspondence for agendas of the Board of Administrative Appeals including Board, staff, and appellant; finalized Board of Administrative Appeals notices of decisions and actions.
- Coordinated and prepared correspondence for agendas of the Antioch Police Oversight Commission (APOC) including Commissioners and staff.
- Coordinated and prepared correspondence for agendas of the Cannabis Standing Committee and Sales Tax Citizens' Oversight Committee including Committee Members and staff.
- Prepared Oaths of Office for appointed Boards and Commission members and new officers of the Antioch Police Department.
- Tracked vacancies of City Boards and Commissions per The Maddy Act; notified the Public and City Council of openings and prepared notices of vacancy; received and processed applications for appointments.
- Continued scanning City documents and historical resolutions, ordinances, and minutes into imaging system (Laserfiche).
- Processed Proclamations and Certificates of Recognition for the City Council.
- Provided the community with Spanish interpreters during council meetings and listening devices for future use.
- Continued working on Public Records Requests, managing the completion and following up with departments for response.
- Continued working on an inventory of over 1800 boxes of files and records in the Records Warehouse.

2026 & 2027 Objectives:

- Prepare and organize for the November 2026 General Election for two seats: Council Members (District 1 and District 4).
- Assure the timely filing of Statements of Economic Interests and Campaign Expense Reports in accordance with the Political Reform Act.
- Implement the use of as well as training of the Next Request Software to all departments for Public Records Requests to ensure a timely response.
- Implement Agenda Management Software and training for the use of meeting agenda process and publication.
- Finalize the Boards/Commission/Committee Handbook to begin training newly appointed members on the Brown Act, CA Public Records Act, Conflict of Interest Code and Political Reform Act.

ANTIOCH
2025-26 OPERATING BUDGET

GENERAL FUND – DEPARTMENTAL BUDGETS

CITY CLERK (100-1140) (Continued)

2026 & 2027 Objectives (Cont.):

- Continue to track vacancies and process applications received for the City Boards, Commissions and Committees per The Maddy Act.
- Implementation of a records management system for a complete electronic database of all files and records held in the Records Warehouse to include purging records in accordance with the Records Retention Schedule.
- Continue scanning City documents and historical resolutions, ordinances, and minutes into imaging system (Laserfiche).
- Enhance and update the City Clerk’s page on the City’s website so City records are available to the general public via the Internet for greater transparency.
- Continue participation in training sessions through the City Clerks Association of California.

CITY CLERK (100-1140)						
	2022-23	2023-24	2024-25	2024-25	2025-26	%
	Actual	Actual	Budget	Revised	Proposed	Change
Source of Funds:						
Other	3,857	50	13,345	12,844	500	-96%
Total Source of Funds	3,857	50	13,345	12,844	500	-96%
Use of Funds:						
Personnel	486,562	391,620	630,818	547,835	771,502	41%
Services & Supplies	220,423	202,053	384,839	675,903	286,708	-58%
Internal Services	(27,674)	(48,357)	(48,357)	(96,714)	(96,707)	0%
Total Use of Funds	679,311	545,316	967,300	1,127,024	961,503	-15%
Funded FTE's	4.00	4.00	5.00	5.00	5.00	

ANTIOCH

2025-26 OPERATING BUDGET

GENERAL FUND – DEPARTMENTAL BUDGETS

CITY TREASURER (100-1150)

The City Treasurer is elected to a four-year term of office. The duties of a City Treasurer are to comply with all laws governing the deposit and securing of public funds of the City, ensure the City’s investment policy is up to date, and prepare the monthly Investment Report to Council.

2024-25 Accomplishments:

- Insured that the City’s investment portfolio was not at risk.
- Reviewed State and Federal updates with investment advisory firm to keep the City’s portfolio in compliance.
- Met quarterly with City’s investment advisor.

2026 & 2027 Objectives:

- Review Investment Policy and present to City Council for adoption in 2026.
- Meet quarterly with City’s investment advisor and schedule investment update to Council every 6 months from the City’s investment advisor.

CITY TREASURER (100-1150)						
	2022-23	2023-24	2024-25	2024-25	2025-26	%
	Actual	Actual	Budget	Revised	Proposed	Change
Source of Funds:						
Billings to Departments	482,663	344,505	490,577	445,139	465,979	5%
Total Source of Funds	482,663	344,505	490,577	445,139	465,979	5%
Use of Funds:						
Personnel	75,214	67,710	74,742	72,481	78,961	9%
Services & Supplies	407,449	276,795	415,835	372,658	387,018	4%
Total Use of Funds	482,663	344,505	490,577	445,139	465,979	5%
Funded FTE's	1.15	1.15	1.15	1.15	1.15	

ANTIOCH

2025-26 OPERATING BUDGET

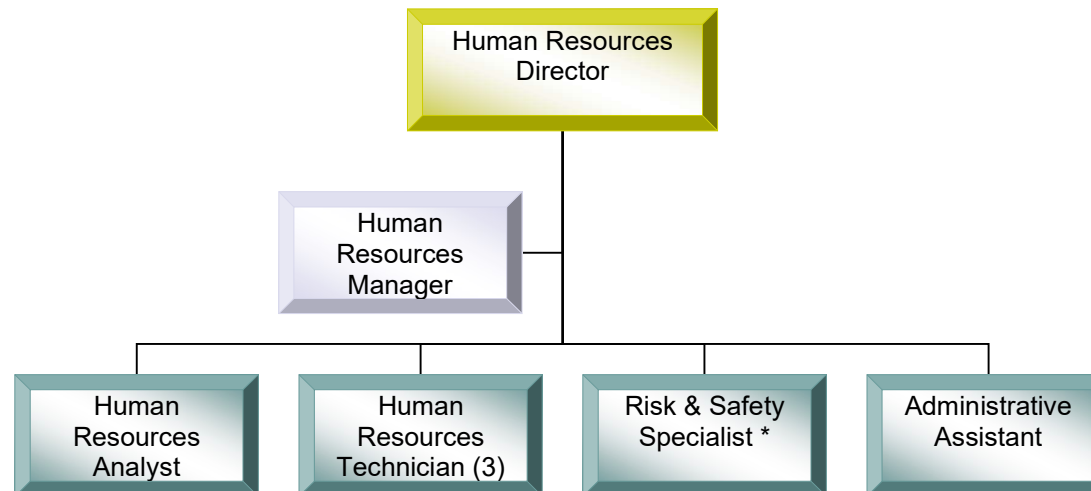
GENERAL FUND – DEPARTMENTAL BUDGETS

HUMAN RESOURCES (100-1160)

The Human Resources Department is responsible for overseeing the management of personnel services including recruitment; benefit administration, employee relations, labor relations, training, and maintaining the personnel classification and compensation system. The Human Resources Department strives to provide outstanding service to both our internal and external customers. The primary objectives of the department staff are:

- Obtaining qualified staff through a tailored recruitment and selection process specific to the position and department needs.
- Ensuring and managing classification, compensation, performance evaluation and benefit structures that are fair and equitable, within our fiscal abilities.
- Assisting employees with various employment related activities.
- Building trusting relationships with our employees and our labor partners as part of our Employer/Employee relations and labor relations efforts.
- Providing staff development through training opportunities.
- Assisting supervisors and managers with labor related situations.

HUMAN RESOURCES



*Risk & Safety Specialist position accounted for in the Loss Control Internal Service Fund

ANTIOCH
2025-26 OPERATING BUDGET

GENERAL FUND – DEPARTMENTAL BUDGETS

HUMAN RESOURCES (100-1160) (Continued)

2024-2025 Accomplishments:

- Maintained continuous recruitment efforts across multiple City departments to ensure timely staffing of critical positions.
- Managed and coordinated annual Open Enrollment for health, dental, and vision benefits.
- Ensured Affordable Care Act (ACA) compliance by successfully preparing and submitting AfCA forms 1094C and 1095C, in partnership with a third-party administrator.
- Implemented labor agreement changes and updated salary schedules accordingly.
- Modernized internal Human Resources forms to ensure accuracy and usability.
- Enhanced online onboarding through Neogov platform for a better new hire experience and administrative efficiency.
- Began project to digitalize files and forms.
- Developed and implemented the new mandated Workplace violence Prevention Plan (WVPP).
- Served as the Alternate Board of Directors representative for Municipal Pooling Authority.
- Initiated project to update Personnel Rules and administrative policies.

2026 & 2027 Objectives:

- Initiate Online Exit process using Neogov.
- Continue the review non-labor related Administrative Policies and Procedures; update as needed.
- Continue Risk Management Assessment process and enhance the City's Safety and Loss Control Program.
- Continue revisions the City's class specifications.
- Complete annual open enrollments for health, dental and vision plans for the new year.
- Complete annual filings and continue monitoring changes for the Affordable Care Act.
- Continue all recruitment efforts.
- Continue Service Awards Ceremony.
- Continue annual insurance renewals for City buildings and vehicles.
- Develop and implement a Succession Planning program citywide.
- Establish and implement an Employee Appreciation Program and New Supervisor Training Program.

ANTIOCH
2025-26 OPERATING BUDGET

GENERAL FUND – DEPARTMENTAL BUDGETS

HUMAN RESOURCES (100-1160) (Continued)

HUMAN RESOURCES (100-1160)						
	2022-23 Actual	2023-24 Actual	2024-25 Budget	2024-25 Revised	2025-26 Proposed	% Change
Source of Funds:						
1% Sales Tax	116,780	0	0	0	0	0%
Total Source of Funds	116,780	0	0	0	0	0%
Use of Funds:						
Personnel	889,816	902,440	1,210,568	1,189,360	1,500,216	26%
Services & Supplies	258,312	253,920	320,516	329,482	370,083	12%
Internal Services	(286,324)	(384,259)	(384,259)	(467,604)	(667,604)	43%
Total Use of Funds	861,804	772,101	1,146,825	1,051,238	1,202,695	14%
Funded FTE's	6.00	6.00	7.00	7.00	7.00	

ANTIOCH

2025-26 OPERATING BUDGET

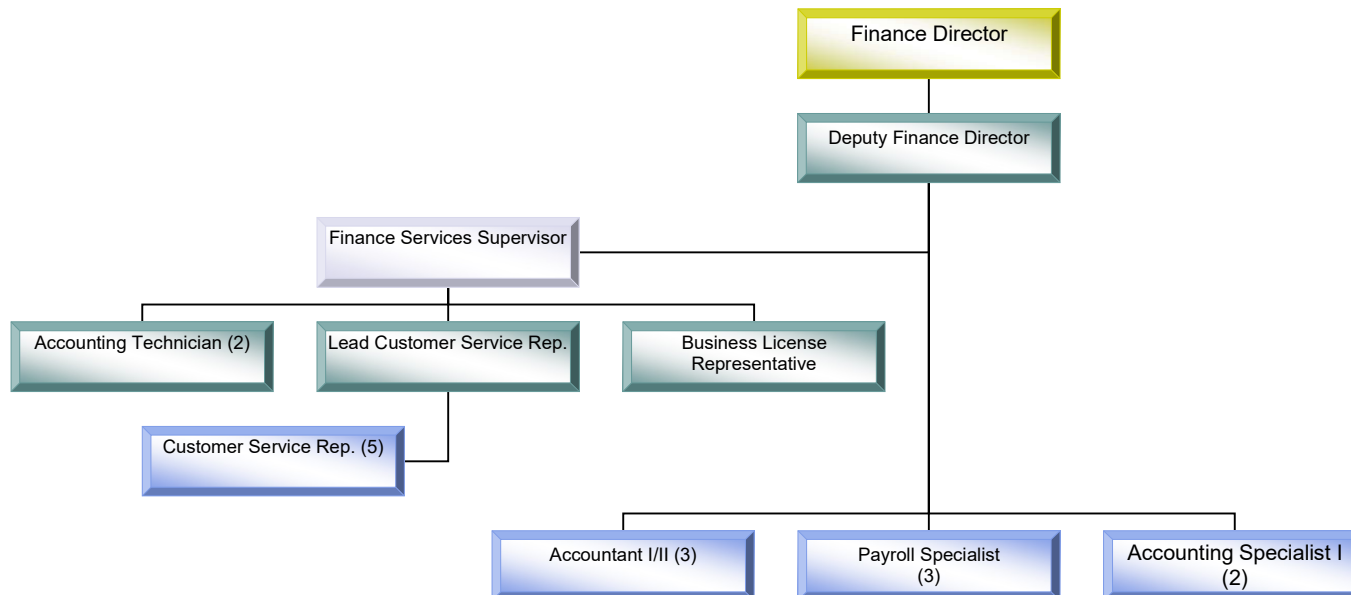
GENERAL FUND – DEPARTMENTAL BUDGETS

FINANCE DEPARTMENT

The Finance Department provides internal support to other City Departments and external support to other government agencies by providing financial information to facilitate their decision making process. The Department administers more than 50 funds in accordance with Generally Accepted Accounting Principles. The Department is also responsible for overseeing the City's compliance with purchasing guidelines.

Along with the City Treasurer, the Finance Department is responsible for the safekeeping, management and accounting of the City's financial assets. The Department also supplies timely and accurate financial reports to elected and appointed officials and to the State. The Finance Department works with the City Manager to ensure that a sound program of fiscal control is undertaken with respect to developing and implementing the annual budget. The following divisions are in the Finance Department:

- Administration
- Accounting
- Operations



ANTIOCH
2025-26 OPERATING BUDGET

GENERAL FUND – DEPARTMENTAL BUDGETS

FINANCE SUMMARY						
	2022-23 Actual	2023-24 Actual	2024-25 Budget	2024-25 Revised	2025-26 Proposed	% Change
SOURCE OF FUNDS:						
1% Sales Tax	120,806	0	0	0	0	0%
Billings to Departments	6,321	6,632	6,000	6,000	6,000	0%
Administrative Services	2,453	1,963	1,700	1,825	1,929	6%
Other	26,023	0	0	0	0	0%
TOTAL SOURCE OF FUNDS	155,603	8,595	7,700	7,825	7,929	1%
USE OF FUNDS:						
Personnel	1,753,987	1,783,577	2,306,755	2,188,562	2,204,648	1%
Services & Supplies	556,632	683,840	713,357	724,235	738,162	2%
Debt Service - Leases	4,203	5,604	0	0	0	0%
Internal Services	(579,542)	(730,152)	(730,152)	(882,237)	(1,182,133)	34%
TOTAL USE OF FUNDS	1,735,280	1,742,869	2,289,960	2,030,560	1,760,677	-13%

	Funded 2024-25	Funded 2025-26
Funded FTE's:		
Finance Administration	0.80	0.80
Finance Accounting	9.90	8.90
Finance Operations	2.45	1.45
Total Finance Funded FTE's	13.15	11.15¹

¹One Business License Representative and one Accounting Specialist II position frozen in FY26

ANTIOCH

2025-26 OPERATING BUDGET

GENERAL FUND – DEPARTMENTAL BUDGETS

FINANCE ADMINISTRATION (100-1210)

Finance Administration is responsible for overseeing the management of all Financial Services Fund operations. Finance Administration is also responsible for supplying timely and accurate financial reports of the City's affairs to elected and appointed officials and to the State to ensure that a sound program of fiscal control is undertaken with respect to implementing the budget. The Finance Director is also the Finance Director for the Antioch Successor Agency.

2024-2025 Accomplishments:

- Prepared draft two-year 2025-27 operating budget, conducting several study sessions with City Council.
- Received a Certificate of Achievement for Excellence in Financial Reporting for the fiscal year ended June 30, 2024.
- Acted as staff liaison to the Sales Tax Citizens' Oversight Committee.

2025 & 2027 Objectives:

- Continue to look for ways to improve customer service provided by the Finance Department, including more automated processes.
- In conjunction with the City Manager's Office, issue a Request for Proposal for a cost allocation and fee update study.
- Issue Request for Proposal for financial statement auditing services.
- Continue to act as staff liaison to the Sales Tax Citizens' Oversight Committee.

FINANCE ADMINISTRATION (100-1210)						
	2022-23 Actual	2023-24 Actual	2024-25 Budget	2024-25 Revised	2025-26 Proposed	% Change
Source of Funds:						
Other	0	34	0	0	0	0%
Total Source of Funds	0	34	0	0	0	0%
Use of Funds:						
Personnel	301,022	294,696	314,639	319,020	333,527	5%
Services & Supplies	22,306	45,838	58,715	59,559	63,964	7%
Internal Services	(30,372)	(37,009)	(37,009)	(36,949)	(36,905)	0%
Total Use of Funds	292,956	303,525	336,345	341,630	360,586	6%
Funded FTE's	0.80	0.80	0.80	0.80	0.80	

ANTIOCH

2025-26 OPERATING BUDGET

GENERAL FUND – DEPARTMENTAL BUDGETS

ACCOUNTING SERVICES DIVISION (100-1220)

The Accounting Services Division provides services, information and analyses to the public. This is accomplished by providing budgeting, accounting, accounts payable and payroll processing; preparing the Comprehensive Annual Financial Report; coordinating various audits; accounting for City grants and requesting grant reimbursements from other agencies; providing financial data and assistance to all City departments; and preparing reports needed by City management and other governmental agencies. The Accounting Services Division is also responsible for reviewing and implementing the City's purchasing policy designed to obtain maximum value for goods and services expended by the City. The purchasing function itself is decentralized among the departments.

2024-2025 Accomplishments:

- Published the Comprehensive Annual Financial Report financial statements by December 31.
- Provided timely and accurate payroll services to all employees and processed payment invoices submitted by vendors in a timely fashion.
- Issued purchase orders accurately and timely.
- Filed all grant reports and submitted all grant reimbursement in a timely manner in accordance to grant agreements.
- Continued to improve document management by imaging pertinent documents, thus reducing paper filing.
- Hired third Payroll Specialist position.
- Started process to implement GASB101 Compensated Absences pronouncement.

2026 & 2027 Objectives:

- Prepare and publish the Comprehensive Annual Financial Report by December 31 each year.
- Provide timely and accurate payroll services to all employees.
- Audit and process payment of invoices submitted by vendors in a timely fashion.
- File all required grant reports and reimbursements in accordance to the grant agreement.
- Continue to implement ways to automate payroll, purchasing, and payment processes in order to increase efficiency and achieve cost minimization.
- Continue to improve document management by imaging pertinent documents to reduce paper filing.

ANTIOCH
2025-26 OPERATING BUDGET

GENERAL FUND – DEPARTMENTAL BUDGETS

ACCOUNTING SERVICES DIVISION (100-1220) (Continued)

FINANCE ACCOUNTING (100-1220)						
	2022-23 Actual	2023-24 Actual	2024-25 Budget	2024-25 Revised	2025-26 Proposed	% Change
Source of Funds:						
1% Sales Tax	120,806	0	0	0	0	0%
Other	567	0	0	0	0	0%
Total Source of Funds	121,373	0	0	0	0	0%
Use of Funds:						
Personnel	1,194,203	1,180,556	1,639,360	1,507,916	1,631,840	8%
Services & Supplies	410,652	520,320	501,940	510,822	516,563	1%
Internal Services	(523,832)	(693,143)	(693,143)	(845,288)	(1,145,228)	35%
Total Use of Funds	1,081,023	1,007,733	1,448,157	1,173,450	1,003,175	-15%
Funded FTE's	8.90	8.90	9.90	9.90	8.90	

FINANCE OPERATIONS DIVISION (100-1230)

Finance Operations is responsible for all functions pertaining to accounts receivable, business licenses, utility billing, collections, cash handling, deposit processing, data entry and delivery of U.S. postal mail for all City departments.

2024-2025 Accomplishments:

- Explored Business License Module with Community Development’s EPL Software
- Reviewed and awarded contract to Infosend for print and mail services for water bills
- Awarded contract for new lockbox processing service and implemented new process
- Continued to encourage customers to enroll to paperless billing as part of City’s green Initiatives
- Filled two positions for Accounting Technician vacancy.
- Implementation of text to pay, billing notification with our Utility Billing System.
- Implemented a more efficient and more cost-effective process in notifying disconnection of service to utility customers

ANTIOCH

2025-26 OPERATING BUDGET

GENERAL FUND – DEPARTMENTAL BUDGETS

FINANCE OPERATIONS DIVISION (100-1230) (Continued)

2024-2025 Accomplishments (Cont.):

- Installed new phone desk for more efficient customer service
- Worked with Public Works on water rate study and Prop 218 notification to customers

2026 & 2027 Objectives:

- Fill vacant Lead Customer Service Representative and Customer Service Representative positions.
- Implement new cash receipt process in City's General Ledger software.
- Explore general ledger reporting module in utility software to improve account reconciliation and upload to OneSolution.

FINANCE OPERATIONS (100-1230)						
	2022-23	2023-24	2024-25	2024-25	2025-26	%
	Actual	Actual	Budget	Revised	Proposed	Change
Source of Funds:						
Billings to Departments	6,321	6,632	6,000	6,000	6,000	0%
Other	1,886	1,929	1,700	1,825	1,929	6%
Other Financing Sources	26,023	0	0	0	0	0%
Total Source of Funds	34,230	8,561	7,700	7,825	7,929	1%
Use of Funds:						
Personnel	258,762	308,325	352,756	361,626	239,281	-34%
Services & Supplies	123,674	117,682	152,702	153,854	157,635	2%
Debt Service - Leases	4,203	5,604	0	0	0	0%
Internal Services	(25,338)	0	0	0	0	0%
Total Use of Funds	361,301	431,611	505,458	515,480	396,916	-23%
Funded FTE's	2.55	2.55	2.45	2.45	1.45	

ANTIOCH

2025-26 OPERATING BUDGET

GENERAL FUND – DEPARTMENTAL BUDGETS

NON-DEPARTMENTAL DIVISION

The Non-Departmental classification is for revenues and expenditures that are not attributed to any one City department or division within the General Fund. Revenue items recognized in Non-Departmental include property taxes, franchise fees, business licenses, and sales and use tax.

Non-Departmental operating expenses include insurance policies and claims, sales tax audits, property tax audits, ABAG and League of California Cities membership dues.

GENERAL FUND NON-DEPARTMENTAL (100-1250)						
	2022-23	2023-24	2024-25	2024-25	2025-26	%
	Actual	Actual	Budget	Revised	Proposed	Change
Source of Funds:						
Taxes	55,621,688	56,146,325	57,981,803	56,362,693	58,372,776	4%
Investment Income & Rentals	1,814,661	3,221,639	1,175,000	3,148,000	1,883,000	-40%
Revenue from other Agencies	212,277	186,834	130,000	125,000	135,000	8%
Charges for Services	1,932,069	2,122,922	2,148,400	2,162,548	2,160,150	0%
Other	21,731	2,436,226	150,000	210,000	250,000	19%
Transfers In	0	0	7,980,202	6,031,118	5,000,000	-17%
Total Source of Funds	59,602,426	64,113,946	69,565,405	68,039,359	67,800,926	0%
Use of Funds:						
Personnel	15,919	15,626	20,600	20,500	20,500	0%
Services & Supplies	4,949,240	5,302,839	6,586,568	5,925,437	6,721,003	13%
Transfers Out	6,819,393	7,273,390	1,030,352	567,398	1,042,276	84%
Internal Services	(702,736)	(851,589)	(851,589)	(851,208)	(850,930)	0%
Total Use of Funds	11,081,816	11,740,266	6,785,931	5,662,127	6,932,849	22%
Funded FTE's	0.00	0.00	0.00	0.00	0.00	

ANTIOCH

2025-26 OPERATING BUDGET

GENERAL FUND – DEPARTMENTAL BUDGETS

PUBLIC WORKS DEPARTMENT

The Public Works Department consists of Administration, Capital Improvements, Channels (NPDES), Engineering and Land Development Services, Facilities, Fleet, Marina Operations, Parks and Landscaping, Public Works Inspection, Streets, Signs and Street Lights, Traffic Engineering, Wastewater Collections, Water Treatment and Distribution, the City's Warehouse & Central Stores Operation, and protects the City's pre-1914 water rights. The Department is responsible for the administration, oversight of the design, construction, inspection, engineering and maintenance of all City infrastructure, as well as the development and implementation of the City's Five-Year Capital Improvement Program.

Accomplishments, Goals and Objectives for the Public Works Department are presented by division with the 2024-2025 Accomplishments listed first, followed by the 2026 & 2027 Goals/Objectives:

2024-2025 Accomplishments:

Public Works Engineering and Land Development Services, Account: 1005150

- Prepared project entitlements for several projects including The Ranch Phases 1 & 2, Creekside Development, Somersville Apartments, and Wildflower Townhomes.
- Processed and approved project plans, final maps, and contract documents for several residential projects including 2715 Sunset Lane ADU, 56 Worell Road ADU, 5232 Henderson Court reconstruction of fire damaged home, 4048 Rockford Drive ADU, 3256 G Street ADU, 2816 Center Lane ADU, 1118 D Street New Driveway, 4048 Rockford Drive ADU, 2924 Roosevelt Lane New Family Residence, 431 Christina Court New Modular Garage, 4340 Deer Hill Lane New Home & ADU, 301 W. 3rd Street ADU, 1550 Viera Ave New Sewer Connection, 2415 E. 18th New Sewer Connection, and 2717 D Street ADU.
- Processed and approved project plans, final maps, and contract documents for new residential developments including Laurel Ranch Townhomes and Creekside Development.
- Processed and approved project plans for several commercial projects including EVSE Equipment Installation at 3901 Lone Tree Way, 3625 E. 18th Street Warehouse Improvements, Walmart Tenant Improvements, Grace Bible Fellowship fence installation, 1690 Mahogany Way Park Renovation, Smith's Landing New Rear Patio, 3100 Contra Loma Blvd. Starbucks New Drive Thru, and 5705 Lone Tree Way New Chick-Fil-A.
- Processed and approved plot plans for Meritage Homes @ Deer Valley Estates, KB Homes @ Laurel Ranch, Davidon Homes @ Park Ridge, and Tri-Pointe Homes @ Promenade.
- Provided construction support for project acceptance of the final maps and improvements for Park Ridge Phases 5, 6, & 7, Promenade Vineyards at Sand Creek for Phases 4, 5, & 6, and Creekside Development Phases 1 & 2.
- Provided engineering review of Traffic Impact Analyses for all commercial and new residential development listed above.
- Provided traffic engineering support to manage and prepare improvement plans for the Traffic Calming Program.
- Provided traffic engineering support to manage various speed surveys.
- Assisted and coordinated various residential and business requests for existing infrastructure inquiries, parcel map requests, and verification of existing utilities and easements.
- Assisted with Floodplain Management for the City which included FEMA determinations and coordination with FEMA.
- Reviewed various lot line adjustments and mergers.
- Provided engineering support for encroachment permits.

ANTIOCH

2025-26 OPERATING BUDGET

GENERAL FUND – DEPARTMENTAL BUDGETS

2024-2025 Accomplishments (Cont.):

Public Works Capital Improvements Program, Account: 1005170

- Commenced design of Phase II of the L Street Improvement project.
- Commenced design for signalization of 69 traffic signals at various locations.
- Commenced design for pedestrian and bicyclist trail safety improvements
- Commenced construction of Phase I of the L Street Improvement project.
- Performed community engagement of the Rivertown Community Space
- Continued the installation of trash capture devices.
- Completed the initial phase of installation of electric vehicle charging stations.
- Completed construction of the Brackish Water Desalination project.
- Completed preliminary design of a Bicycle Garden Project.
- Completed the Measure J Checklist.
- Completed SB 1 reporting requirements.
- Completed design of the City Hall Interior Modifications.
- Completed the 2024 Sidewalk Repair Program.
- Completed the Contra Loma Estates Park Renovation project.
- Completed the West Antioch Creek silt removal project.
- Completed the Water Treatment Plant 'A' Filter Valve Replacement project
- Completed the Water Treatment Plant 'A' Filter Valve Replacement project
- Completed the Water Treatment Plant 'A' Applied Channels Repair project
- Completed the Water Treatment Plant 'B' Basin Repair/Replacement project
- Completed the design of Phase II of the City Hall Interior Modifications project.
- Completed the design of traffic signal at Heidorn Ranch and Prewett Ranch Roads.
- Water Treatment Plant Chain and Flight Rehabilitation project
- Developed the 2024-2030 Five-Year Capital Improvement Program.

Public Works Operations (Administration, Streets, Signs, Striping, Facilities, Parks, Landscaping, Marina) Accounts: 1002140, 1002160, 1002170, 1002190, 1002196, 2574580, 251, 252, 253, 254, 255, 256, 259, 5692610, 5702610, 6312410, 6312420

Facilities

- Completed the EV Charger Installation Project that involved extensive coordination with contractors and in-house staff. Facilities managed the project from the very beginning where we started with performing a power usage audit all the way to the result of usable EV chargers for both the public and City vehicles.
- Bay Alarm installed intrusion alarms, access control and CCTV cameras at the Water Treatment Plant and River Pump Station.
- Started to prepare the newly acquired building at 800 2nd St for occupancy. Facilities staff have worked with several contractors to prepare the new building for occupancy. Upon completion, this will provide the City with additional operational space. Allowing multiple departments to operate from this building.
- Installed an automatic gate at the Marina Boat Launch and parking lot.

ANTIOCH

2025-26 OPERATING BUDGET

GENERAL FUND – DEPARTMENTAL BUDGETS

2024-2025 Accomplishments (Cont.):

Facilities (Cont.)

- Installed a surrounding fence at the Pumpkin Patch/Christmas Tree Lot. Coordinated with the County Surveyor, USA marking company and our Street Maintenance Division to prepare the lot for new fence installation.
- Completed HVAC repairs to the Railroad and Rock Club's. In coordination with our electrical contractor both buildings electrical systems were upgraded to support new heaters and air conditioning units.
- Performed remodel upgrades to the Police Department including the evidence bag and tag room, report writing room, dispatch kitchen and restrooms.
- Performed weekly vacant property reports to maintain unoccupied city owned properties.

Fleet

- ASE electric vehicle certification level 1 and Level 2.
- Attained certification from California Air Resource Board for emission testing vehicles over 14,000LBS.
- Performed an average of 60 preventive maintenance services per month and 80 breakdowns per month.
- Triston Wara obtained his ASE Refrigerant certificate.
- Upfitted six new police detective vehicles with emergency lights and equipment.
- Upfitted four new service body trucks with emergency lights and equipment.
- Completed 43 vehicle emissions.
- Advanced clean fleet compliant certificate.
- Attained California Air Resource Board certificate of compliance for off-road diesel vehicles.

Landscaping – Parks/Medians/Local

- Completed median landscape enhancements on Contra Loma Blvd. Median landscape enhancements are in progress on Lone Tree Way.
- In progress citywide maintenance and pruning of cul-de-sacs.
- Assisted in the annual firebreak and disking project in City open spaces and trails.
- Partnered with Holy Rosary Academy for the City's Annual Arbor Day event and planted 75 trees at Hansen Park.
- Performed playground repairs and retrofits at City Park, Markley Creek Park and Heidorn Park.
- Completed pruning on 30+ foot trees at City Park, Country Manor Park and Fairview Park.

Marina

- Installed water circulators throughout the marina to reduce the amount of aquatic vegetation growth.
- Increased advertising visibility through spring/summer campaigns. Focused on bus advertising throughout East Bay (West Cat/Tri Delta/County Connection) and billboard in Stockton.
- Renovation of ramps accessing Marina building, including new handrails and non-slip coating.

Streets – Asphalt/Signs/Striping

- By November 1st of each year, staff completed stencil maintenance of all painted crosswalks, STOP bars and legends.
- Applied approximately 36,000 lbs. of thermoplastic striping throughout the City.
- Paved approximately 6,000 tons of asphalt by way of neighborhood level course treatments, grinding, replacement, and skin patching.
- Utilized a "Proactive Pothole Crew" after storms to fill potholes in a timelier manner, enhance road safety and minimize claims.
- Completed the annual Nighttime Streetlight and Sign reflectivity survey before December 31st of each Fiscal Year and developed a survey list schedule to address sign maintenance and replacement.

ANTIOCH

2025-26 OPERATING BUDGET

GENERAL FUND – DEPARTMENTAL BUDGETS

2024-2025 Accomplishments (Cont.):

Public Works Utilities (Water Distribution, Water Treatment and Central Stores, Collections System (Wastewater), Storm Water Collections (NPDES))
Accounts: 6112310, 6112320, 6112330, 6112340, 6112550, 6212210, 2292585

Collections System (Wastewater) & Storm Water Collections (NPDES)

- Achieved a **60% reduction** in **sanitary sewer overflows** from January 1, 2022, to December 31, 2024, by increasing lateral inspections, expanding our root foam program, and optimizing SMART cover placements.
- Televised **20% of sanitary sewer mainlines**, identifying and scheduling our construction crew to repair 87 lateral and mainline locations.
- Implemented a **storm line cleaning program** to enhance system performance and prevent blockages that cause flooding during winter storms.
- Transitioned **mowing operations** for creek areas and sewer access roads in-house, reducing reliance on external contractors and lowering costs.

Water Distribution System/Meter Reading/Stores

- Established a proactive construction crew to continue to minimize emergency work that directly impacts the water budget and its customers; converted one of three vacant Lead Water Distribution Operator position to an Equipment Operator position to facilitate.
- In conjunction with CIP, located, identified and mapped 25% of City-owned water mains that loop through private property.
- Replaced meter reading software (Connect) with the most current software (Beacon) to achieve compatibility with current meters in place, and better assist customers with consumption reports and leak detection.
- Replaced backflow inventory and record-keeping system (Xc²) to enhance the effectiveness of Backflow Prevention Program and achieve compatibility with the City's Asset Management Database (Lucity) and GIS.
- Implemented an annual, preventive maintenance program to refine and improve the City's Pressure Regulating Valves.
- Annual inspection of Hydrant Preventative Maintenance systems to ensure that a minimum of 25% of City hydrant assets are operable for emergency use.

Water Treatment Plant

- Replaced the chain and flight system for Plant B in house, saving funds by not using a contractor to perform the work.
- Managed construction of the Brackish Water Desalination Project.
- Improved water quality, especially THM's and chlorine residuals, through better management of the distribution system.

2026 & 2027 Goals/Objectives:

Public Works Engineering and Land Development Services, Account: 1005150

- Complete entitlements and process project improvement plans for Vineyard Crossings, Sorrento Village, Rialto Place, Rancho Meadows, Hillcrest Summit Apartments, Somersville Town Center Apartments, Leung Property, Albers Property, and Lone Tree Apartments.
- Process signalization plans for the intersections of Hillcrest Ave & Sand Creek Road, Deer Valley Road & Wellness Way, and Sand Creek Road & Dozier-Libbey Road.
- Review plot plans for building permit approval for Promenade Phases 4, 5 & 6, Park Ridge Phases 5, 6, & 7, and Creekside Development Phases 1 & 2.
- Complete processing of project plans, final maps, and contract documents for several projects including Creekside Development Phases 1 & 2, The Ranch Phases 1, 2, & 3, Vineyard Crossings, Sorrento Village, Rialto Place, Rancho Meadows, Hillcrest Summit Apartments, Somersville Town Center Apartments, and Lone Tree Apartments.

ANTIOCH

2025-26 OPERATING BUDGET

GENERAL FUND – DEPARTMENTAL BUDGETS

2026 & 2027 Goals/Objectives (Cont.):

Public Works Engineering and Land Development Services, Account (Cont.): 1005150

- Review lot line adjustments, easement vacations and lot mergers for several properties including 2801 Minta Lane, 201 Rossi Ave Lot Split, 1880 Phillips Lane utility easement, Hillcrest Summit summary vacation of trail, Tentative Minor Subdivision Map application.
- Continue to provide traffic engineering support to manage the Traffic Calming Program and speed surveys.
- Complete design and installation of signalization at the intersection of Heidorn Ranch Road & Prewett Ranch Drive.
- Continue to provide engineering review of traffic control plans.
- Continue to coordinate updates to City standards and checklists to be used in plan review to maintain consistency.

Public Works Capital Improvement Program, Account: 1005170

- Commission of the Brackish Water Desalination facility.
- Implementation of Citywide Signage Program.
- Update the Water Systems Waster Plan
- Update the Urban Water Management Plan
- Update the Collection Systems Master Plan.
- Obtain permitting and complete design of the Marina Basin Dredging project.
- Continue the installation of trash capture devices.
- Construction of the design of Phase II of the City Hall Interior Modifications project.
- Construction of the traffic signal at Heidorn Rach and Prewett Ranch Roads.
- Construction of the Water Storage Reservoir Rehabilitation project.
- Construction of the first phase of the L Street Improvements project.
- Construction of the Jacobson and Marchetti Park Improvements.
- Construction and commissioning of the Brackish Water Desalination project.
- Obtain permitting and complete design of the Marina Basin Dredging project.
- Design and construction of the 2025 Water Main Replacement project.
- Design and construction of the 2026 Antioch Cape Seal project.

Public Works Operations (Administration, Facilities, Fleet, Marina, Landscaping & Parks, Marina, Streets, Signs, Striping,) Accounts: 1002140, 1002160, 1002170, 1002190, 1002196, 2574580, 251, 252, 253, 254, 255, 256, 259, 5692610, 5702610, and 6312410.

Facilities

- Prepare appropriate facilities to accommodate our electric vehicle conversion initiative.
- Complete Water Park main building/kiosk side repair and exterior painting.
- Complete Water Park HVAC repairs.
- Implement a revised and improved preventive maintenance program and track with Cityworks.
- Complete City Hall east side 2nd and 3rd floor window replacements, including brick work.
- Complete City Hall HVAC repairs.
- Continue to identify damage and repair roofs on all City facilities.

ANTIOCH

2025-26 OPERATING BUDGET

GENERAL FUND – DEPARTMENTAL BUDGETS

2026 & 2027 Goals/Objectives (Cont.):

Facilities (Cont.)

- Identify, input, and continue to track facility assets in Cityworks.
- Continue to work with Bay Alarm to increase and improve security systems on all City facilities.

Fleet

- Implement ZEV (Zero Emission Vehicle) plan to purchase electric or hybrid vehicles for future replacements when feasible.
- Implement a revised and improved preventive maintenance program and continue to complete scheduled items on time.
- Complete the installation of an additional vehicle lift and the remodel of the Vehicle Shop.
- Explore other options to find suitable vehicle replacements due to supply chain issues with all vehicle manufacturers.

Landscaping – Parks/Medians/Local

- Landscape enhancements to Waldie Plaza, Amtrak Station and Golf Course Rd.
- Raise/prune trees in open spaces and trails to conform with fire mitigation standards.
- Replace battery operated controllers in medians and right of ways with wireless connections to Weather Trak controllers.
- Reseal playground pour in place at Prewett Park, Prosserville Park, Markley Creek Park, and Chichibu Park.
- Landscape enhancement at Williamson Ranch Park.
- Complete playground assessment for future replacements.

Marina

- Complete condition survey for future CIP Marina Dredging. The survey will include hydrographic surveying, determination of volume to be removed, and cost planning.
- Obtain a Clean and Resilient Marina Certification through the Association of Marina Industries.
- Replace composite grates running the length of the fuel lines.

Streets – Asphalt/Signs/Striping

- Apply approximately 40,000 lbs. of thermoplastic striping throughout the City.
- Pave approximately 6,000 tons of asphalt by way of neighborhood level course treatments, grinding, replacement, and skin patching.
- Continue to utilize a “Proactive Pothole Crew” after storms to fill potholes in a timelier manner, enhance road safe, and minimize claims
- Replace the red curbs with ‘No Parking’ signage throughout the City.
- Repaint approximately five miles of soundwalls throughout the City.

Public Works Utilities (Water Distribution, Water Treatment and Central Stores, Collections System (Wastewater), Storm Water Collections (NPDES), Accounts: 6112310, 6112320, 6112330, 6112550, 6212210, 2292585

Storm Water, Wastewater Collections and (NPDES)

- Develop and implement a **new confined space entry program**, with enhanced training for all personnel.
- Launch a **trenchless repair program** for sanitary sewer service laterals, improving efficiency and minimizing disruptions.
- Strengthen reporting capabilities through our new **CMMS asset management system** to enhance data accuracy and decision-making.

ANTIOCH

2025-26 OPERATING BUDGET

GENERAL FUND – DEPARTMENTAL BUDGETS

2026 & 2027 Goals/Objectives (Cont.):

Water Distribution System/Meter Reading/Stores

- Replace 7,000- water meter registers/endpoints per year from AMR (drive-by reading) to AMI (Cellular reading).
- Increase water meter testing to 10% of City's meters for accuracy.
- Identify and implement proactive plastic water service replacement.
- Locate, identify, and repair water leaks throughout the City's water Distribution System through the leak detection program.
- Implement and improve Water Distribution's Computer Maintenance Management (CMMS) program.
- Establish an effective Fire Hydrant maintenance program – replace/repair as needed.
- Utilizing CMMS, implement an accurate inventory control program within the Stores Warehouse.

Water Treatment Plant

- Reduce total sludge production and chemical use by implementing sulfuric acid addition for Water Treatment Plant A and Plant B.
- Operate the Brackish Water Desalination Project.
- Improve sustainability and create self-reliance of the City's water system through water contract negotiations with CCWD, water right management, and completing most of our infrastructure improvements and repairs with in-house staffing and no longer relying on outside sources and contractors.

PUBLIC WORKS DEPARTMENT SUMMARY

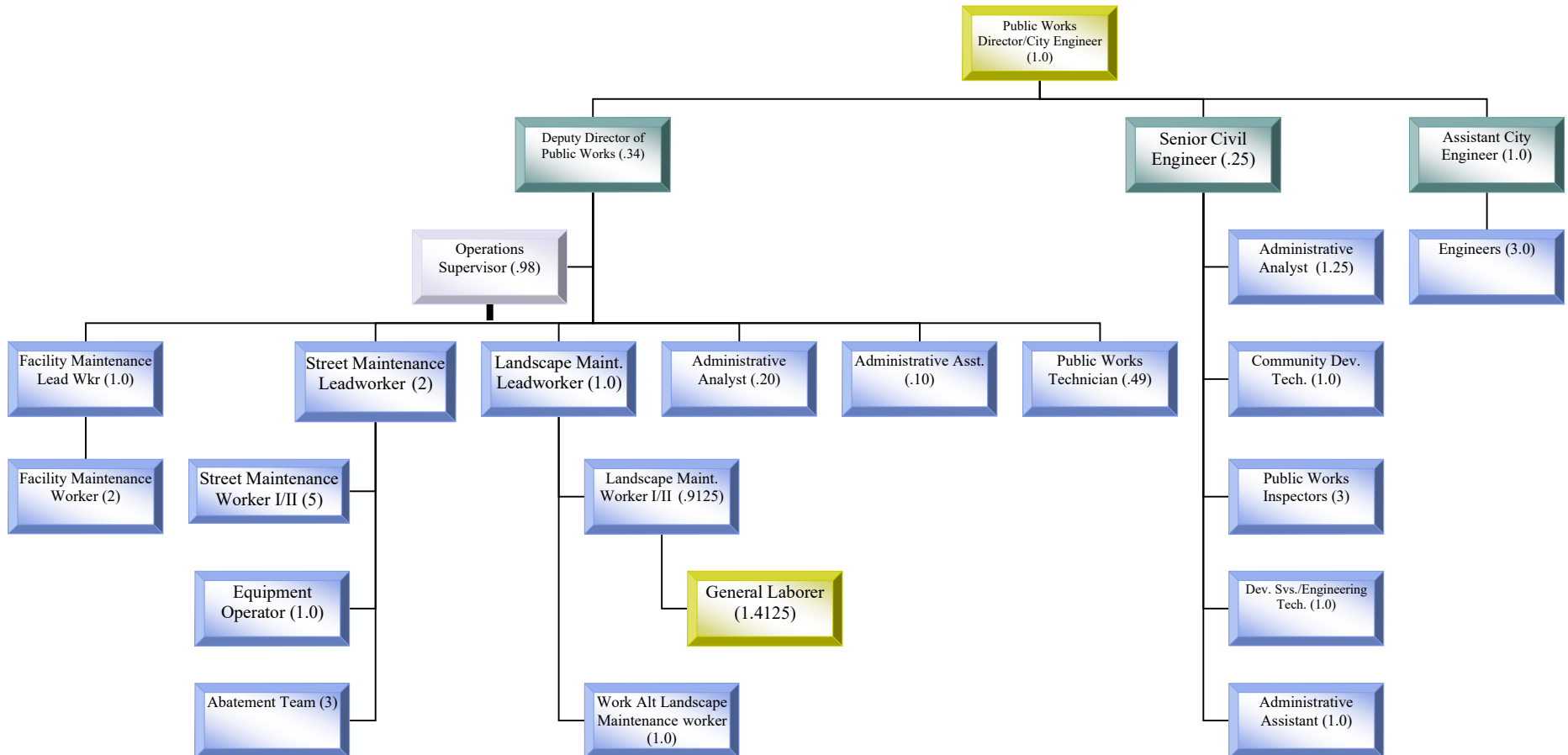
The following programs are included in this summary:

- Public Works Administration
- Street Maintenance
- Signal Maintenance & Street Lighting
- Facilities Maintenance
- Park Maintenance
- Median & General Landscape
- Work Alternative Program
- Engineering and Development Services
- Capital Improvement

ANTIOCH 2025-26 OPERATING BUDGET

GENERAL FUND – DEPARTMENTAL BUDGETS

PUBLIC WORKS – GENERAL FUND OPERATIONS



ANTIOCH
2025-26 OPERATING BUDGET

GENERAL FUND – DEPARTMENTAL BUDGETS

PUBLIC WORKS SUMMARY						
	2022-23	2023-24	2024-25	2024-25	2025-26	%
	Actual	Actual	Budget	Revised	Proposed	Change
SOURCE OF FUNDS:						
1% Sales Tax	571,007	307,000	325,000	325,000	0	-100%
Revenue from Other Agencies	0	51,941	0	0	0	0%
Sale of Maps & Plans	270	270	125	0	0	0%
Plan Checking Fees	7,062	10,111	258,000	22,000	22,000	0%
Inspection Fees	752,062	925,805	748,000	748,000	850,140	14%
Encroachment/Transportation Permits	583,131	186,678	300,240	997,769	590,200	-41%
Other	594,298	608,372	195,500	589,830	567,650	-4%
Transfers In	3,358,355	3,360,878	3,437,893	3,375,893	3,131,893	-7%
TOTAL SOURCE OF FUNDS	5,866,185	5,451,055	5,264,758	6,058,492	5,161,883	-17%
USE OF FUNDS:						
Personnel	4,252,018	3,756,215	5,764,101	4,917,421	5,549,301	13%
Services & Supplies	6,612,782	7,799,190	9,877,263	10,387,258	8,003,844	-23%
Transfers Out	1,059,458	1,331,458	1,912,458	1,917,458	1,303,000	-32%
Internal Services	(696,103)	(417,542)	(792,140)	(613,289)	(825,289)	35%
TOTAL USE OF FUNDS	11,228,155	12,469,321	16,761,682	16,608,848	14,030,856	-16%
Funded FTE's:				Funded	Funded	
				2024-25	2025-26	
Maintenance Administration				1.78	1.68	
Street Maintenance				11.43	11.43	
Facilities Maintenance				3.415	3.415	
Parks Maintenance				2.325	2.325	
Parks Median/General Landscape				1.475	1.475	
Work Alternative Program				1.15	1.15	
Engineering and Development Services				7.75	6.50	
Capital Improvement Administration				3.75	2.75	
Total Public Works Funded FTE's				33.075	30.725¹	

¹One Administrative Analyst and two Engineer positions frozen in FY26. One Engineering Technician re-allocated to Water/Sewer.

ANTIOCH

2025-26 OPERATING BUDGET

GENERAL FUND – DEPARTMENTAL BUDGETS

PUBLIC WORKS - ADMINISTRATION (100-2140)

Public Works Administration is responsible for providing leadership and direction on the day-to-day operations for all divisions within Public Works, comprised of: Water Treatment, Water Distribution, Meter Reading, Collection Systems, GIS, Streets, Signs and Striping, Fleet Services, Marina, Parks, Facilities, Storm Channel and Storm Drains (NPDES), the Antioch Marina, the City's Warehouse & Central Stores operation, Engineering and Land Development Services including the Office of the City Engineer, Public Works Inspection, Street Light and Landscape Maintenance Districts, and Transportation and Traffic Engineering . Administration provides professional management and oversight to the various divisions' operations, training and clerical needs and addresses the public's concerns and service needs.

PUBLIC WORKS ADMINISTRATION (100-2140)						
	2022-23	2023-24	2024-25	2024-25	2025-26	%
	Actual	Actual	Budget	Revised	Proposed	Change
Use of Funds:						
Personnel	507,178	144,790	605,558	286,797	577,652	101%
Services & Supplies	76,099	206,786	216,561	254,416	266,347	5%
Internal Services	(502,380)	(304,941)	(679,539)	(467,539)	(679,539)	45%
Total Use of Funds	80,897	46,635	142,580	73,674	164,460	123%
Funded FTE's	1.78	1.78	1.78	1.78	1.68	

ANTIOCH
2025-26 OPERATING BUDGET

GENERAL FUND – DEPARTMENTAL BUDGETS

PUBLIC WORKS - STREET MAINTENANCE (100-2160)

The Street Maintenance function is responsible for general maintenance and repair of approximately 590 lane miles of roadway in the City of Antioch and perform maintenance of right-of-ways and parking lots. Crews respond to hazardous conditions and emergencies such as vehicle accidents and flooding, repair potholes, perform overlay work; remove illegally dumped trash and debris; eradicate weeds along City maintained roadways; respond to after hour calls for service; remove graffiti, repair road end barricades; make preparations for, and monitor, contract work. Roadway surface treatment programs are funded through this activity and performed through contract.

PUBLIC WORKS STREET MAINTENANCE (100-2160)						
	2022-23	2023-24	2024-25	2024-25	2025-26	%
	Actual	Actual	Budget	Revised	Proposed	Change
Source of Funds:						
1% Sales Tax	345,991	0	0	0	0	0%
Other	0	7,232	0	0	0	0%
Transfer in from Gas Tax	1,010,000	1,010,000	1,010,000	1,010,000	1,010,000	0%
Transfer In from Street Impact	1,893,893	1,898,135	1,925,000	1,925,000	1,650,000	-14%
Total Source of Funds	3,249,884	2,915,367	2,935,000	2,935,000	2,660,000	-9%
Use of Funds:						
Personnel	1,419,991	1,379,432	1,857,060	1,821,632	1,862,297	2%
Services & Supplies	971,305	1,573,749	2,105,150	2,116,266	1,438,778	-32%
Total Use of Funds	2,391,296	2,953,181	3,962,210	3,937,898	3,301,075	-16%
Funded FTE's	12.43	12.43	12.43	11.43	11.43	

ANTIOCH
2025-26 OPERATING BUDGET

GENERAL FUND – DEPARTMENTAL BUDGETS

PUBLIC WORKS - SIGNAL MAINTENANCE (100-2170)

Signal Maintenance and Street Lighting provides for the operation and maintenance of all traffic signals, signal controllers, streetlights and traffic loops.

PUBLIC WORKS SIGNAL/STREET LIGHTS (100-2170)						
	2022-23	2023-24	2024-25	2024-25	2025-26	%
	Actual	Actual	Budget	Revised	Proposed	Change
Source of Funds:						
Revenue from Other Agencies	0	51,941	0	0	0	0%
Other	754	0	1,000	37,180	15,000	-60%
Transfers In – Traffic Safety Fund	120,000	81,135	110,000	48,000	75,000	56%
Total Source of Funds	120,754	133,076	111,000	85,180	90,000	6%
Use of Funds:						
Services & Supplies	906,351	1,011,002	1,081,153	1,038,675	1,059,500	2%
Total Use of Funds	906,351	1,011,002	1,081,153	1,038,675	1,059,500	2%

ANTIOCH
2025-26 OPERATING BUDGET

GENERAL FUND – DEPARTMENTAL BUDGETS

PUBLIC WORKS - FACILITIES MAINTENANCE (100-2190)

Facilities Maintenance is responsible for approximately 318,600 square feet of City-owned and leased buildings and facilities. Services include preventive maintenance such as painting and minor HVAC maintenance, fire and alarm systems monitoring and maintenance, repair of fixed assets and furniture, electrical and plumbing repairs, roof repairs, window and door repairs. This activity also opens and closes facilities in preparation for workday, moves furniture, develops contract work specifications, provides supervision for the citywide custodial services contract, administers 10 maintenance service contracts, monitors facilities for energy usage, performs minor repairs on facility life safety systems, sets up meeting areas for other departments and provides assistance for special events.

PUBLIC WORKS FACILITIES MAINTENANCE (100-2190)						
	2022-23	2023-24	2024-25	2024-25	2025-26	%
	Actual	Actual	Budget	Revised	Proposed	Change
Source of Funds:						
1% Sales Tax	152,475	0	0	0	0	0%
Source of Funds	152,475	0	0	0	0	0%
Use of Funds:						
Personnel	533,759	566,629	609,831	621,194	658,781	6%
Services & Supplies	993,720	1,236,328	1,697,089	1,796,505	1,264,322	-30%
Internal Services	(193,723)	(112,601)	(112,601)	(145,750)	(145,750)	0%
Total Use of Funds	1,333,756	1,690,356	2,194,319	2,271,949	1,777,353	-22%
Funded FTE's	3.415	3.415	3.415	3.415	3.415	

ANTIOCH

2025-26 OPERATING BUDGET

GENERAL FUND – DEPARTMENTAL BUDGETS

PUBLIC WORKS - PARK MAINTENANCE (100-2195)

Park Maintenance provides safe, aesthetically pleasing and enjoyable parks that meet the needs of the City's diverse community for passive/active play for leisure, recreation and sports activities; facilitates community events in the parks as needed. Park Maintenance also provides playgrounds that promote safe play for children; and maintains sports fields to accommodate 87 adult teams, 5 youth leagues, and approximately 2,200 soccer players at 31 locations. Since 1998, the City of Antioch's park maintenance costs continues to be the lowest per acre in the Bay Area. Park Maintenance also administers the Memorial Tree Program and Children's Memorial Tree Grove.

PUBLIC WORKS PARKS MAINTENANCE (100-2195)						
	2022-23	2023-24	2024-25	2024-25	2025-26	%
	Actual	Actual	Budget	Revised	Proposed	Change
Source of Funds:						
1% Sales Tax	0	307,000	325,000	325,000	0	-100%
Other	37,500	37,950	39,500	37,500	37,500	0%
Transfer In from SLLMDs	71,598	91,598	91,598	91,598	91,598	0%
Total Source of Funds	109,098	436,548	456,098	454,098	129,098	-72%
Use of Funds:						
Personnel	216,622	239,039	391,423	343,580	359,958	5%
Services & Supplies	1,510,603	1,546,066	2,299,594	2,277,731	2,248,680	-1%
Transfer Out to SLLMDs	1,059,458	1,331,458	1,912,458	1,917,458	1,303,000	-32%
Total Use of Funds	2,786,683	3,116,563	4,603,475	4,538,769	3,911,638	-14%
Funded FTE's	1.325	1.325	2.325	2.325	2.325	

ANTIOCH
2025-26 OPERATING BUDGET

GENERAL FUND – DEPARTMENTAL BUDGETS

PUBLIC WORKS - MEDIAN AND GENERAL LANDSCAPE (100-2196)

Median Maintenance provides a wide range of programs to maintain the Police Facility, Maintenance Service Center, and major median landscaping. Major medians include Hillcrest Avenue, Deer Valley Road, Delta Fair Boulevard, Somersville Road, Buchanan Road, James Donlon Boulevard, Lone Tree Way, West 4th Street, Wilbur Avenue, East 18th Street, West 10th Street, Davison Drive, Dallas Ranch Road, A Street and Contra Loma Boulevard. Median Maintenance provides aesthetically pleasing landscape to achieve mandated requirements for public safety in a cost effective and efficient manner of 21 miles, 42 acres of landscape medians, 85 acres of streetscapes along major arterials and right-of-ways.

PUBLIC WORKS PARK MEDIAN/GENERAL LANDSCAPE MAINTENANCE (100-2196)						
	2022-23	2023-24	2024-25	2024-25	2025-26	%
	Actual	Actual	Budget	Revised	Proposed	Change
Source of Funds:						
1% Sales Tax	72,541	0	0	0	0	0%
Other	16,563	11,238	0	0	0	0%
Transfer In SLLMDs	14,494	14,494	14,494	14,494	14,494	0%
Total Source of Funds	103,598	25,732	14,494	14,494	14,494	0%
Use of Funds:						
Personnel	152,769	157,108	268,184	265,768	294,049	11%
Services & Supplies	648,544	598,037	1,425,204	1,412,765	907,581	-36%
Total Use of Funds	801,313	755,145	1,693,388	1,678,533	1,201,630	-28%
Funded FTE's	1.475	1.475	1.475	1.475	1.475	

ANTIOCH
2025-26 OPERATING BUDGET

GENERAL FUND – DEPARTMENTAL BUDGETS

PUBLIC WORKS – WORK ALTERNATIVE PROGRAM (100-2198)

The Work Alternative Program (WAP) operates in conjunction with the Contra Costa County Sheriff's office, providing unskilled labor to perform routine maintenance tasks such as litter pick-up, graffiti removal, weed abatement and debris removal from street right of ways and storm channels. This is a cost effective means of enhancing work performed in the landscape maintenance districts and channels. The City utilizes one Landscape Maintenance Worker and a temporary employee in this program to work with the WAP participants.

PUBLIC WORKS WORK ALTERNATIVE PROGRAM (100-2198)						
	2022-23	2023-24	2024-25	2024-25	2025-26	%
	Actual	Actual	Budget	Revised	Proposed	Change
Source of Funds:						
Transfer in from NPDES	79,331	93,158	110,323	110,323	113,549	3%
Transfer in from SLLMD Administration	19,039	22,358	26,478	26,478	27,252	3%
Total Source of Funds	98,370	115,516	136,801	136,801	140,801	3%
Use of Funds:						
Personnel	158,661	186,834	228,488	226,333	227,097	0%
Services & Supplies	5,503	7,250	11,500	11,500	11,500	0%
Total Use of Funds	164,164	194,084	239,988	237,833	238,597	0%
Funded FTE's	1.15	1.15	1.15	1.15	1.15	

ANTIOCH

2025-26 OPERATING BUDGET

GENERAL FUND – DEPARTMENTAL BUDGETS

PUBLIC WORKS - ENGINEERING AND DEVELOPMENT SERVICES DIVISION (100-5150)

This division is responsible for review and approval of final and parcel maps and public improvements for new residential, commercial and industrial development as well as the inspection of those improvements. Information is also provided to the public for flood plains in Antioch and the division has primary responsibility for the management of the National Pollutant Discharge Elimination System (NPDES) permit. The Landscaping and Lighting District Engineer's Report preparation and Traffic/Transportation are also managed by Engineering Land Development Services.

PUBLIC WORKS ENGINEERING AND DEVELOPMENT (100-5150)						
	2022-23 Actual	2023-24 Actual	2024-25 Budget	2024-25 Revised	2025-26 Proposed	% Change
Source of Funds:						
Permits	583,131	186,678	300,240	997,769	590,200	-41%
Charges for Services	759,394	936,186	1,006,125	770,000	872,140	13%
Other	539,481	551,952	155,000	515,150	515,150	0%
Transfer In - NPDES	150,000	150,000	150,000	150,000	150,000	0%
Total Source of Funds	2,032,006	1,824,816	1,611,365	2,432,919	2,127,490	-13%
Use of Funds:						
Personnel	1,004,077	835,362	1,287,997	1,160,590	1,125,168	-3%
Services & Supplies	1,433,592	1,557,631	837,144	1,389,527	636,552	-54%
Total Use of Funds	2,437,669	2,392,993	2,125,141	2,550,117	1,761,720	-31%
Funded FTE's	7.75	7.75	7.75	7.75	6.50	

ANTIOCH
2025-26 OPERATING BUDGET

GENERAL FUND – DEPARTMENTAL BUDGETS

CAPITAL IMPROVEMENT ADMINISTRATION (100-5170)

This Division provides oversight of the design, construction, and inspection of the City's Capital Improvement Program; oversees the development of the City's Five-Year Capital Improvement Program and the yearly Capital Improvement Budget; and protects the City's pre-1914 water rights.

CAPITAL IMPROVEMENT ADMINISTRATION (100-5170)						
	2022-23	2023-24	2024-25	2024-25	2025-26	%
	Actual	Actual	Budget	Revised	Proposed	Change
Use of Funds:						
Personnel	258,961	247,021	515,560	191,527	444,299	132%
Services & Supplies	67,065	62,341	203,868	89,873	170,584	90%
Total Use of Funds	326,026	309,362	719,428	281,400	614,883	119%
Funded FTE's	3.75	3.75	3.75	3.75	2.75	

ANTIOCH

2025-26 OPERATING BUDGET

GENERAL FUND – DEPARTMENTAL BUDGETS

POLICE DEPARTMENT

The Antioch Police Department is charged with the enforcement of local, state and federal laws and with providing for around-the-clock protection of the lives and property of the public. The Police Department functions as an instrument of public service and as a tool for the distribution of information, guidance and direction.

Our Mission

The Mission of the Antioch Police Department, in partnership with our community, is to promote the quality of life in Antioch by proactively reducing crime with integrity and commitment to excellence.

Strategic Plan

A Strategic Planning is the foundation for the future of any organization. In developing the Strategic Plan for the Antioch Police Department we sought input from the community at large and the rank and file employees of the Antioch Police Department. The resulting information was collated and provides the basis for the six goal statements for the department. Our Strategic Plan not only serves as the foundation for how we will provide police services in the future but also serves as the department's vehicle for accomplishing needed change. The way in which we deliver services is founded in our belief in Community Policing. The critical aspects of community oriented policing are problem solving, a focus on service delivery at the neighborhood level, and community partnerships.

Our strategic direction for the next three years focuses on seven key elements:

1. Leadership and Relationships
2. Communication (Internal and External)
3. Recruiting/Training/Retention
4. Reducing Crime
5. Juvenile Outreach
6. Community Engagement
7. Employee Wellness

ANTIOCH
2025-26 OPERATING BUDGET

GENERAL FUND – DEPARTMENTAL BUDGETS

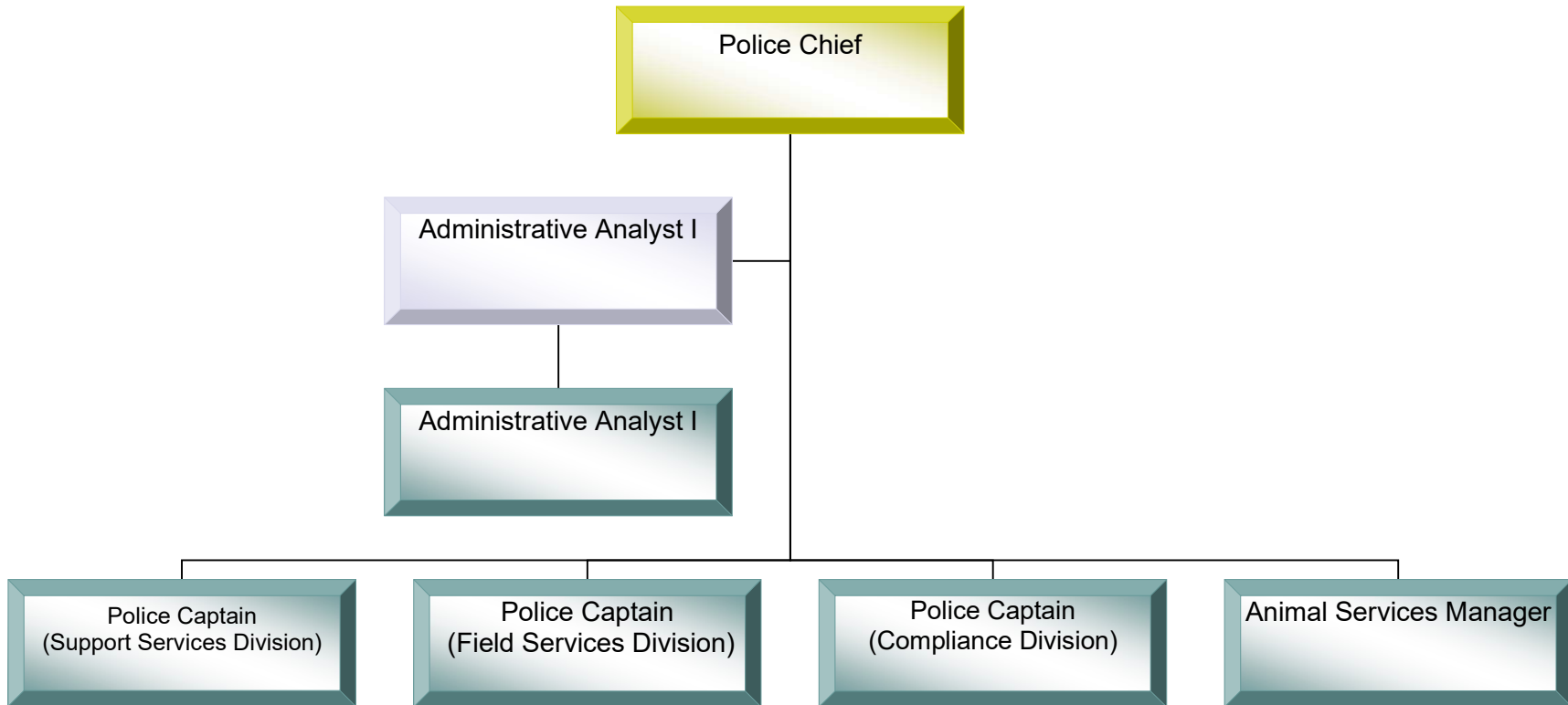
The following programs and bureaus are in the Police Department:

- Police Administration
- Compliance & Professional Standards
- Cadets
- Prisoner Custody
- Community Policing Bureau
- Traffic
- Investigation
- Special Investigations Unit
- Communications
- Office of Emergency Management
- Volunteer Program/Chaplaincy
- Facilities Maintenance
- Animal Services Support

ANTIOCH
2025-26 OPERATING BUDGET

GENERAL FUND – DEPARTMENTAL BUDGETS

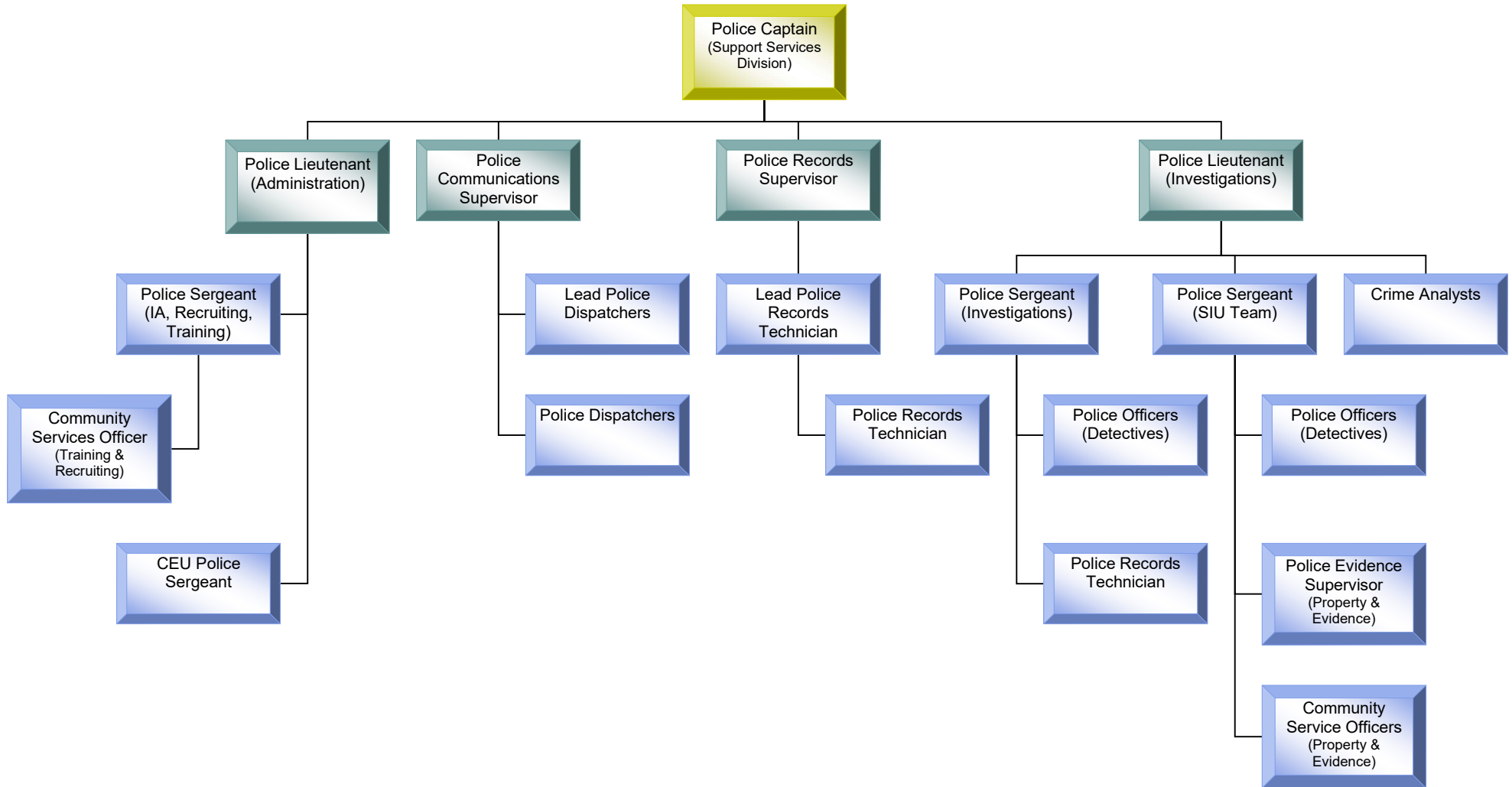
**POLICE DEPARTMENT
Administration**



ANTIOCH 2025-26 OPERATING BUDGET

GENERAL FUND – DEPARTMENTAL BUDGETS

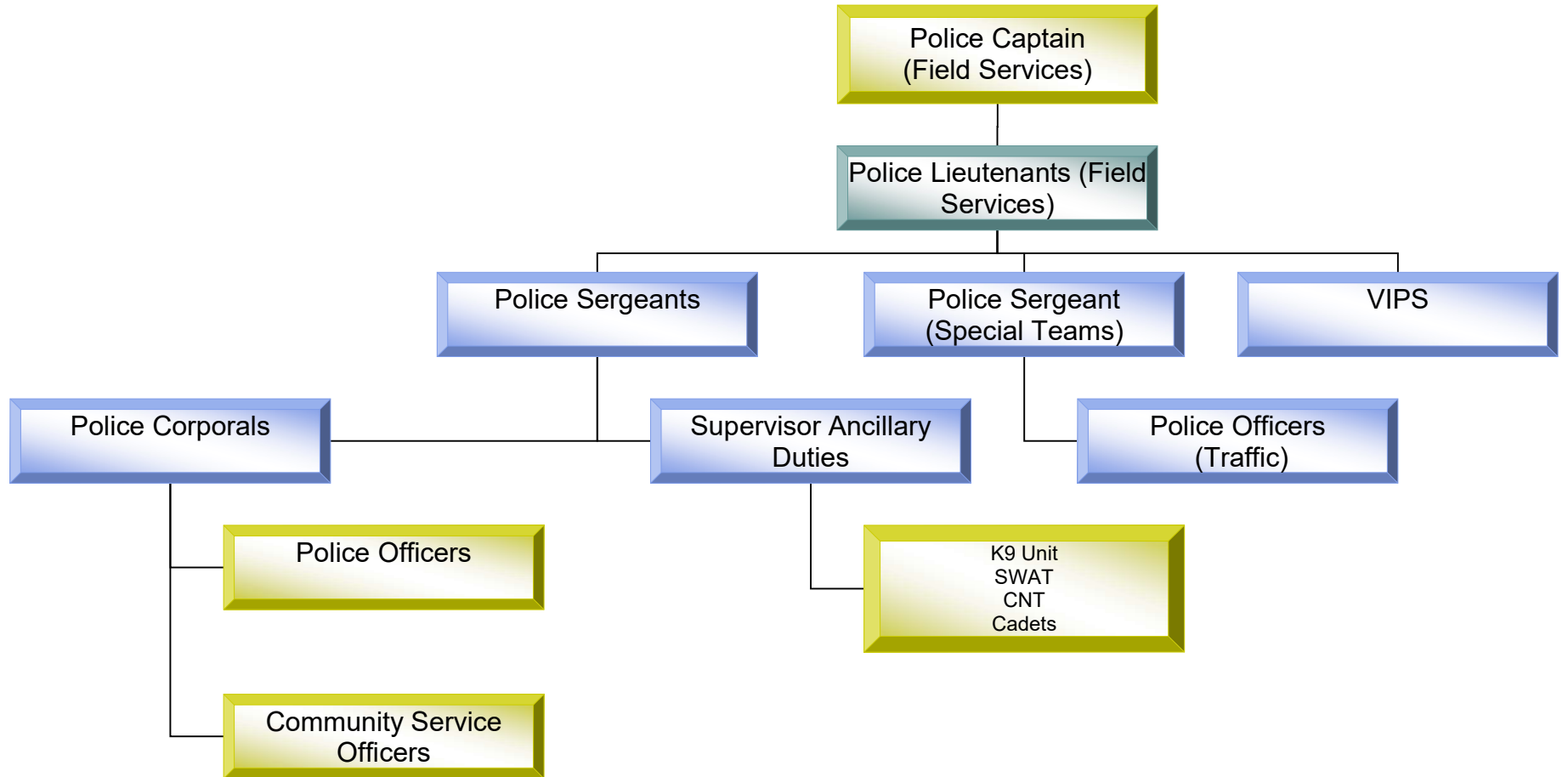
POLICE DEPARTMENT Support Services



ANTIOCH
2025-26 OPERATING BUDGET

GENERAL FUND – DEPARTMENTAL BUDGETS

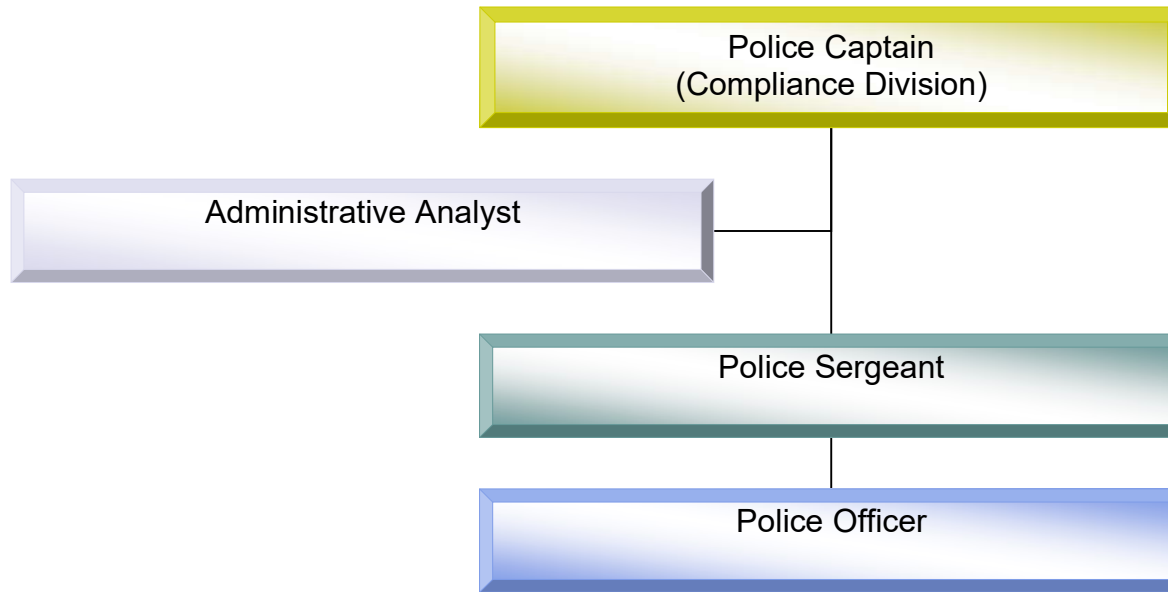
POLICE DEPARTMENT
Field Services



ANTIOCH
2025-26 OPERATING BUDGET

GENERAL FUND – DEPARTMENTAL BUDGETS

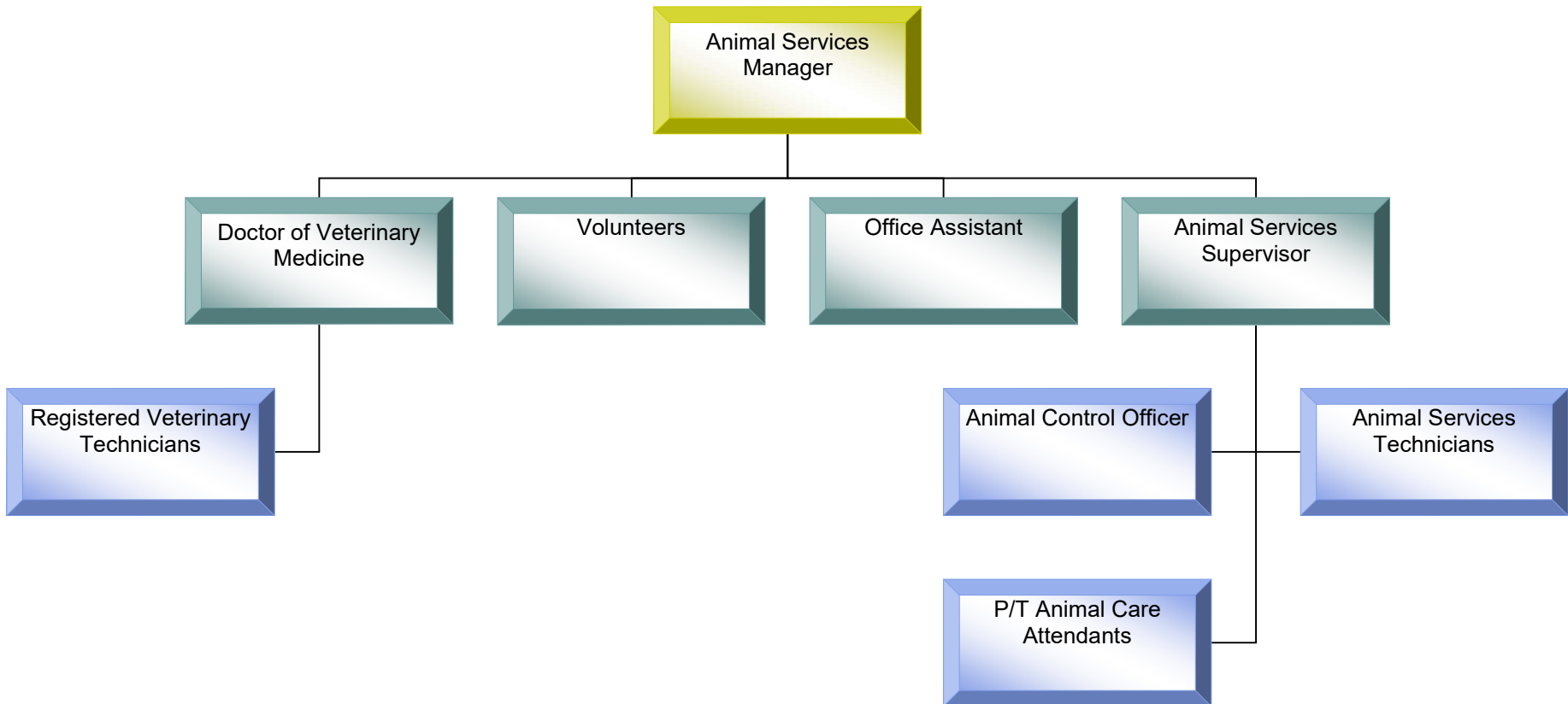
POLICE DEPARTMENT
Compliance Division



ANTIOCH
2025-26 OPERATING BUDGET

GENERAL FUND – DEPARTMENTAL BUDGETS

**POLICE DEPARTMENT
Animal Services**



ANTIOCH

2025-26 OPERATING BUDGET

GENERAL FUND – DEPARTMENTAL BUDGETS

The next pages of this section provide a department summary of revenues and expenditures with tables for sources and uses of funds. A summary of each program or bureau follows with a table showing the sources and uses of funds for each.

POLICE DEPARTMENT SUMMARY						
	2022-23	2023-24	2024-25	2024-25	2025-26	%
	Actual	Actual	Budget	Revised	Proposed	Change
SOURCE OF FUNDS:						
1% Sales Tax	14,032,345	12,744,328	12,356,896	11,952,735	13,998,243	17%
P.O.S.T. Funds	43,094	27,565	20,000	62,807	60,000	-4%
Federal Grant	13,525	35,017	0	807,982	0	-100%
Grant Reimbursement – State/Local	0	38,614	38,615	38,615	0	-100%
Other Service Charges	44,610	55,058	40,000	33,205	35,000	5%
Police Services General	1,439,142	121,737	150,000	100,038	100,000	0%
False Alarm Permit Fees	66,214	63,690	70,000	50,000	51,350	3%
False Alarm Response	6,875	15,075	25,000	10,000	6,000	-40%
Other	4,711	3,511	7,500	7,254	4,000	-45%
Donations	0	1,170	0	100	0	0%
Sales Tax Public Safety	848,850	822,601	985,000	846,700	879,800	4%
Non-Traffic Fines	2,220	76	100	3,124	100	-97%
Vehicle Code Fines	29,269	28,428	75,000	17,000	25,000	47%
Other Financing Proceeds - SBITA	1,533,243	623,990	0	0	0	0%
Transfers in	1,026,655	1,312,064	1,175,336	1,468,991	1,741,733	19%
TOTAL SOURCE OF FUNDS	19,090,753	15,892,924	14,943,447	15,398,551	16,901,226	10%
USE OF FUNDS:						
Personnel	39,393,275	37,667,633	45,273,729	41,602,957	46,517,145	12%
Services & Supplies	8,714,779	9,736,634	12,451,709	14,034,634	12,041,345	-14%
Debt Service	407,000	375,249	0	0	0	0%
Transfers Out	1,733,670	1,702,199	2,372,047	2,262,605	2,680,030	18%
TOTAL USE OF FUNDS	50,248,724	49,481,715	60,097,485	57,900,196	61,238,520	6%
Funded FTE's				2024-25	2025-26	
				Revised	Proposed	
Sworn Personnel				114.90	104.90	
Non-Sworn Personnel				47.00	48.00	
Total Police General Fund Funded FTE's				161.90	152.90	

ANTIOCH

2025-26 OPERATING BUDGET

GENERAL FUND – DEPARTMENTAL BUDGETS

POLICE ADMINISTRATION (100-3110)

Police Administration is responsible for the administrative and management functions of the department. Effective organizational planning, community relations, training, emergency preparedness, crime prevention, computer services, recruitment, internal affairs, investigation, public education, police commission, evidence, crime analysis and department budget are included in this activity, as well as the Chief of Police.

2024-2025 Accomplishments:

- Selected a permanent Chief of Police following a nationwide search, providing stable leadership and advancing long-term departmental priorities.
- Successfully negotiated a multi-year settlement agreement with the U.S. Department of Justice, outlining reforms in policy, training, oversight, and community engagement — underscoring our commitment to constitutional and non-discriminatory policing.
- Continued our accelerated hiring strategy to fill all sworn and professional staff positions.
- Reinstated employee performance evaluations to ensure regular, documented feedback for all staff. This process promotes accountability, supports professional growth, and strengthens the connection between individual performance and departmental goals — reinforcing a culture of continuous improvement and high standards.
- Strengthened engagement with the Antioch Police Oversight Commission (APOC), including data sharing, policy consultation, and complaint process transparency.
- Conducted promotional processes to address current and projected vacancies within supervisory and command staff ranks.
- Implemented an Early Warning System (EWS) to identify potential performance concerns early and support officer wellness through timely intervention.
- Maintained participation in the National Public Safety Partnership (PSP), reinforcing our commitment to data-driven strategies and public safety innovation.
- Continued efforts in succession planning, reorganization, and mentorship to prepare emerging leaders.
- Expanded our social media presence to increase transparency and community engagement.
- Continued to invest in internal instructor development, enhancing the frequency and quality of training.
- Deployed a new CAD/RMS platform better aligned with department needs and workflows.
- Completed an RFP for external investigative services to ensure independent, transparent misconduct investigations.
- Implemented SPIDR Tech to gather community feedback following police interactions, enabling case updates and follow-up from supervisors.
- Launched the IAPro public portal to allow community submission of complaints and commendations, integrated with internal case tracking.
- Integrated the California DOJ into IAPro for enhanced audit access and internal accountability.
- Upgraded patrol vehicle data systems with new SIM cards, enabling use of mobile computers in the field and improving efficiency at crime scenes and hospitals.
- Negotiated and received Council approval for a substation lease in Sycamore Square, bringing a consistent police presence to a high-need area.
- Partnered with Human Resources to implement the National Testing Network (NTN) as an additional testing platform for prospective applicants. This widely used system increases accessibility for candidates and streamlines the testing process, allowing applicants to complete written exams at authorized testing sites nationwide. By adopting NTN, we enhance our competitiveness with surrounding agencies and expand our reach to attract a broader, more qualified applicant pool.

2026 & 2027 Objectives:

- Host the Citizens' Academy annually to educate residents on police operations and foster community partnerships.
- Launch a Real-Time Crime Center (RTCC) to centralize live data streams (e.g., ALPRs, ShotSpotter, CAD), supporting proactive policing and improved response coordination.
- Expand wellness programs with proactive measures like health check-ins, resilience screenings, and stress reduction resources.

ANTIOCH

2025-26 OPERATING BUDGET

GENERAL FUND – DEPARTMENTAL BUDGETS

POLICE ADMINISTRATION (100-3110) (Continued)

2026 & 2027 Objectives (Cont.):

- Increase staffing in the Investigations Bureau to manage caseloads more effectively and improve service to victims.
- Activate the SPIDR Tech Investigations Module to keep victims informed on case progress and resources.
- Replace our current ALPR system with Flock Safety to leverage enhanced vehicle recognition and AI-powered analytics.
- Replace the outdated backup generator to ensure uninterrupted operations during power outages.
- Upgrade all in-car computers with modern systems to support new software and mobile field reporting.
- Improve IT infrastructure with enhanced data redundancy and operational reliability.
- Reinstate the Department Awards Program to recognize exceptional service and promote a positive organizational culture.
- Complete facility capital improvements — including new flooring, paint, furniture, and roof replacement — to modernize workspaces and improve morale.
- Launch a Leadership Development Program focused on mentorship, ethics, and critical incident decision-making.
- Explore the development of a regional Public Safety Training Facility to host advanced and scenario-based training.
- Expand use of data-driven policing with real-time analytics, crime heat mapping, and predictive strategies.
- Evaluate livestreaming capabilities for body-worn cameras to enhance oversight during critical incidents.
- Launch a transparency dashboard to share crime stats, complaint data, and reform progress with the community.
- Introduce a Youth Engagement Program alongside the Citizens' Academy to build relationships with young residents.
- Grow school and youth partnerships by assigning officers as mentors and public safety educators.
- Implement a Strategic Recruitment and Retention Initiative with targeted outreach, incentives, and support programs.
- Develop a 10-year Facility Master Plan to guide future expansion and ensure infrastructure meets operational needs.
- Pilot AI-generated report writing from bodycam footage to streamline documentation and reduce administrative load.
- Explore expanding the UAV program into a UAV First Responder model, enhancing response speed and situational awareness during critical incidents.
- Launch a Family Support Program with quarterly outreach and onboarding resources for officers' families.
- Create Career Pathways for officers interested in investigative, technical, instructional, or leadership development tracks.
- Develop a Resiliency Certification Program focused on trauma management, self-care, and long-term mental health support.
- Adopt AI transcription and redaction software for faster, compliant processing of bodycam footage and interviews.
- Expand VR Training to cover new areas including procedural justice, crisis de-escalation, and public engagement scenarios — with role-specific modules for dispatchers and supervisors.
- Launch an Annual Innovation Challenge to encourage staff to propose ideas that improve service, technology, or internal culture.
- Host Community Simulation Days where residents experience police scenarios through VR, building mutual understanding.
- Develop a 24/7 Digital Communications Team for real-time public messaging, crisis updates, and media management.

ANTIOCH
2025-26 OPERATING BUDGET

GENERAL FUND – DEPARTMENTAL BUDGETS

POLICE ADMINISTRATION (100-3110) (Continued)

POLICE ADMINISTRATION (100-3110)						
	2022-23	2023-24	2024-25	2024-25	2025-26	%
	Actual	Actual	Budget	Revised	Proposed	Change
Source of Funds:						
Revenue from Other Agencies	43,094	73,253	58,615	101,422	60,000	-41%
Charges for Services	275,496	255,560	285,000	193,205	192,350	0%
Other	224,295	627,477	7,500	6,401	4,000	-38%
Transfer In – Byrne Grant	0	25,000	0	25,000	17,777	-29%
Total Source of Funds	542,885	981,290	351,115	326,028	274,127	-16%
Use of Funds:						
Personnel	4,475,753	4,889,060	5,166,605	4,830,241	4,957,966	3%
Services & Supplies	2,890,159	3,573,592	3,828,569	4,732,177	5,101,880	8%
Debt Service - SBITAs	127,000	95,250	0	0	0	0%
Total Use of Funds	7,492,912	8,557,902	8,995,174	9,562,418	10,059,846	5%

ANTIOCH
2025-26 OPERATING BUDGET

GENERAL FUND – DEPARTMENTAL BUDGETS

POLICE COMPLIANCE & PROFESSIONAL STANDARDS (100-3115)

The Compliance & Professional Standards division was established pursuant to a settlement agreement (Agreement) entered into between the United States Department of Justice (DOJ), the City of Antioch and the Antioch Police Department in January 2025. This division is responsible for collecting and maintaining all data and records necessary to document compliance with the Agreement and performing ongoing quality assurance and reporting for each area of the Agreement.

2026 & 2027 Objectives:

- Implement all DOJ agreement action items, including revised policies, mandatory training, transparency initiatives, and complaint handling standards
- Work in full partnership with the DOJ's federally appointed monitor to meet all terms of the settlement agreement.
- Stand up the Compliance and Professional Standards Division, including a Captain, Community Liaison Officer, data analyst, and support staff.
- Overhaul departmental policies to reflect best practices, legal standards, and the principles of constitutional and procedural justice.
- Continue collaborating with the Antioch Police Oversight Commission (APOC) by supporting member training, fostering productive communication, and working together on transparency, policy alignment, and implementation of reform efforts.
- Enhance language access services through multilingual hiring, technology tools, and cultural competency training.
- Expand multilingual outreach through digital content and personal stories to build trust with underrepresented communities.
- Incorporate constitutional policing scenarios into promotional exams to ensure ethical, legally sound leadership decision-making.
- Expand department-wide Procedural Justice Training focused on respectful, transparent, and fair treatment of all community members.
- Create a formal auditing system for body-worn camera footage and dispatch recordings to ensure policy compliance and identify training needs.
- Expand the EWS system to include wellness-focused indicators such as trauma exposure, fatigue, and behavioral flags for early support.
- Establish a Use-of-Force Sentinel Review Panel to analyze critical incidents with a focus on systemic improvements.

POLICE COMPLIANCE & PROFESSIONAL STANDARDS (100-3115)						
	2022-23	2023-24	2024-25	2024-25	2025-26	%
	Actual	Actual	Budget	Revised	Proposed	Change
Use of Funds:						
Personnel	0	0	0	0	1,305,470	100%
Services & Supplies	0	0	0	20,000	610,000	2950%
Total Use of Funds	0	0	0	20,000	1,915,470	9477%

ANTIOCH
2025-26 OPERATING BUDGET

GENERAL FUND – DEPARTMENTAL BUDGETS

POLICE CADETS (100-3120)

The Cadet program has been in hiatus since 2021, with a goal to reinstate in this upcoming budget cycle.

2026 & 2027 Objectives:

- Reimplement the Cadet program after a hiatus since 2021
- Train our youth in the career of law enforcement
- Train and participate in the cadet program competitions

POLICE CADETS (100-3120)						
	2022-23	2023-24	2024-25	2024-25	2025-26	%
	Actual	Actual	Budget	Revised	Proposed	Change
Source of Funds:						
Other	0	0	0	38	0	-100%
Total Source of Funds	0	0	0	38	0	0%
Use of Funds:						
Personnel	0	0	2,156	2,156	2,156	0%
Services & Supplies	10,980	611	10,000	10,000	10,000	0%
Total Use of Funds	10,980	611	12,156	12,156	12,156	0%

ANTIOCH

2025-26 OPERATING BUDGET

GENERAL FUND – DEPARTMENTAL BUDGETS

PRISONER CUSTODY (100-3130)

Prisoner Custody provides for all prisoner custody services, booking, custody transportation and property security. This program is also in charge of maintenance of supplies for the jail.

2024-2025 Accomplishments:

- Replaced blankets, mattresses and handcuffs.
- Proper maintenance of jail facility, transport vehicles, and jail records.

2026 & 2027 Objectives:

- Get all jailers and officers Title 15 certified.
- Repaint all cells and replace plexiglass due to vandalism.
- Upgrade HVAC system and controller module.
- Replace transport van

POLICE PRISONER CUSTODY (100-3130)						
	2022-23 Actual	2023-24 Actual	2024-25 Budget	2024-25 Revised	2025-26 Proposed	% Change
Use of Funds:						
Personnel	517,716	495,738	659,336	379,964	521,579	37%
Services & Supplies	41,454	13,947	14,256	17,070	17,070	0%
Total Use of Funds	559,170	509,685	673,592	397,034	538,649	36%

ANTIOCH

2025-26 OPERATING BUDGET

GENERAL FUND – DEPARTMENTAL BUDGETS

COMMUNITY POLICING BUREAU (100-3150)

The Community Policing Bureau provides general police services and responds to emergency calls to crimes in progress. Community Policing investigates crimes and investigates traffic accidents and enforces traffic laws and provides preventive patrol.

The Community Policing Bureau has been designed to promote a partnership with the community City-wide, and together identify community needs and resolve problems through practice and problem-solving approaches.

2024-2025 Accomplishments:

- Increased patrol staffing as hiring improved. Added a 5th patrol shift and reduced mandatory overtime.
- Established stronger community relationships through increased community engagements efforts.
- Utilized new technology that assisted in predictive and intelligence-led policing.
- Re-instituted proactive enforcement details monthly.
- Through succession planning and mentoring, additional promotions and appointments took place to enhance leadership within the patrol teams.
- Replaced aging patrol vehicles to improve reliability, officer safety, and operational readiness.
- Expanded ShotSpotter coverage to improve firearm incident detection and response across more of the city.
- Secured City Council approval for two modern armored rescue vehicles, replacing the outdated MRAP to support tactical operations safely.
- Installed StarChase GPS tracking systems on patrol vehicles, offering a safer alternative to high-speed pursuits and improving tactical coordination.
- Replaced outdated Patrol, CNT, and SWAT equipment.

2026 & 2027 Objectives:

- Increase patrol staffing as hiring continues to improve. Implement a 6th patrol team in our effort to reduce patrol response times and increase proactive policing.
- Continue to establish stronger community relationships.
- Utilize new technology that assists in predictive and intelligence-led policing.
- Increase proactive enforcement details.
- Continue engaging with the youth in our community by visiting school campuses to interact and provide information to the students.
- Build stronger relationships with our business community.
- Continue to develop emerging leaders through succession planning and mentoring.
- Allocate funds to replace outdated taser equipment.
- Continue partnerships with the Angelo Quinto Community Response Team to support crisis response and engagement with unhoused residents.
- Expand special enforcement units focused on quality-of-life concerns such as sideshows, illegal dumping, and chronic nuisance properties.

ANTIOCH
2025-26 OPERATING BUDGET

GENERAL FUND – DEPARTMENTAL BUDGETS

COMMUNITY POLICING BUREAU (100-3150) (Continued)

Community Policing (Canine)

2024-2025 Accomplishments:

- Due to separations, retirements and transfers, the Canine Unit experienced a turnover in staff. The unit is currently being rebuilt and is staffed with four handler teams who are all patrol certified.
- One additional canine team was added in the last year and a half. A replacement canine was purchased for an existing handler due to the retirement age of the existing canine.
- A handler attended a firearms detection course, giving the unit a certified firearms detection canine.
- New handlers have attended or are currently enrolled in canine liability schools.
- Increased training from 16 hours per month to 20 hours per month.
- Canine teams attended several canine conferences, which provided additional training opportunities, case law updates, and the ability to remain proficient with canine training and deployment.
- Obtained two kennels for the back lot of the police department.
- Conducted community engagement events at various schools in Antioch. During these events, youth interact with our officers and K9's while learning about police work and proper use of the 911 system.

2026 & 2027 Objectives:

- Continue K9 and dispatch demonstrations in the schools to educate, develop, and maintain relationships with the youth.
- Enroll the two newest handler teams in narcotics and/or firearms detection class and have them certify.
- Increase the number of canine teams to six.
- Have additional handlers attend the K9 liability course to remain current with case law and best practices with respect to K9 utilizations.
- Seek dual purpose certification with POST and California Narcotic Canine Association (CNCA).
- Enroll all handlers in CNCA to receive training opportunities, case law updates, and remain proficient with canine training and deployment.
- Upgrade existing canine equipment that is becoming old and dated.
- Work with fleet managers in obtaining and outfitting new canine vehicles and equipment.

ANTIOCH

2025-26 OPERATING BUDGET

GENERAL FUND – DEPARTMENTAL BUDGETS

COMMUNITY POLICING BUREAU (100-3150) (Continued)

POLICE COMMUNITY POLICING (100-3150)						
	2022-23	2023-24	2024-25	2024-25	2025-26	%
	Actual	Actual	Budget	Revised	Proposed	Change
Source of Funds:						
1% Sales Tax	14,032,345	12,744,328	12,356,896	11,952,735	13,998,243	17%
Taxes - PSAF	848,850	822,601	985,000	846,700	879,800	4%
Fines & Penalties	2,220	76	100	3,124	100	-97%
Revenue from Other Agencies	13,525	0	0	740,000	0	-100%
Current Service Charges	1,281,345	0	0	0	0	0%
Other Financing Proceeds-SBITAs	1,313,241	0	0	0	0	0%
Transfers In	1,026,655	1,267,359	1,175,336	1,420,841	1,700,806	20%
Total Source of Funds	18,518,181	14,834,364	14,517,332	14,963,400	16,578,949	11%
Use of Funds:						
Personnel	24,505,521	20,871,793	26,799,513	27,192,059	26,955,530	-1%
Services & Supplies	3,636,009	2,078,389	2,886,156	3,415,216	1,939,115	-43%
Debt Service - SBITAs	280,000	279,999	0	0	0	0%
Total Use of Funds	28,421,530	23,230,181	29,685,669	30,607,275	28,894,645	-6%

TRAFFIC BUREAU (100-3160)

The Traffic Bureau provides for enforcement of moving traffic violations and parking violations. The Bureau directs traffic to ensure proper traffic flow, investigates major and fatal accidents, enforces driving under the influence violations and investigates traffic complaints. The Bureau works closely with the Community Policing Bureau to suppress traffic problems in target areas.

2024-2025 Accomplishments:

- The Unit was disbanded in 2023, but with the OTS Grants the Sergeant and officer worked overtime enforcing traffic, DUIs, and checkpoints while working patrol.
- Handled fatal and major crash investigations while working a patrol schedule.

ANTIOCH

2025-26 OPERATING BUDGET

GENERAL FUND – DEPARTMENTAL BUDGETS

TRAFFIC BUREAU (100-3160) (Continued)

2024-2025 Accomplishments (Cont.):

- The Unit was reinstated with a Sergeant and an officer in June of 2024, working CET and Traffic.
- Obtained a grant of \$100,000 from OTS that paid for overtime operations such as DUI Check points, side show enforcements, and other traffic enforcement details.
- Obtained an OTS grant for 6 officers to attend SFST and ARIDE courses.
- Assisted with CHP RATT on several stolen vehicle cases, 69 stolen vehicles recovered with 9 arrests.
- Replaced outdated equipment with grant funds. We now have 6 new PAS devices, 4 new LiDAR devices, and have our own equipment for DUI checkpoints.

2026 & 2027 Objectives:

- Additional staffing to both CET and Traffic Unit.
- Acquiring additional grant funding for future enforcement operations.
- Switching to a digital cite system, grant was written and pending.
- Acquire a grant to purchase (2) patrol trucks for the Traffic and CET team.
- Continue to work with CHP RATT on the stolen vehicle issues in the City.
- Implement a training schedule for traffic Officers.

POLICE TRAFFIC (100-3160)						
	2022-23	2023-24	2024-25	2024-25	2025-26	%
	Actual	Actual	Budget	Revised	Proposed	Change
Source of Funds:						
Vehicle Code Fines	29,269	28,428	75,000	17,000	25,000	47%
Revenue from Other Agencies	0	22,443	0	67,982	0	0%
Total Source of Funds	29,269	50,871	75,000	84,982	25,000	-71%
Use of Funds:						
Personnel	1,728,574	1,753,834	2,104,225	1,068,812	1,919,384	80%
Services & Supplies	101,004	61,789	74,962	77,279	49,586	-36%
Total Use of Funds	1,829,578	1,815,623	2,179,187	1,146,091	1,968,970	72%

ANTIOCH

2025-26 OPERATING BUDGET

GENERAL FUND – DEPARTMENTAL BUDGETS

INVESTIGATION BUREAU (100-3170)

The Investigation Bureau provides investigative follow-up to those crimes which cannot be resolved at patrol level. Detectives are assigned to robbery, homicide, sex offenses (human trafficking), fraud, burglary, domestic violence, and juvenile crimes. Additionally, they investigate Law Enforcement Involved Fatal Incidents and prepare cases for referral to the District Attorney's office for prosecution.

2024-2025 Accomplishments:

- Promoted two detectives to Sergeant positions.
- Successfully filed 138 felony cases to the Contra Costa County District Attorney's Office.
- Staffed one additional crime analyst within the investigation bureau to aid in the collection and interpretation of data related to criminal activity, identify crime patterns, trends and series to assist in the deployment of resources, strategic planning and investigative support.
- Increased the Investigation Bureau fleet by adding five new vehicles, one of which is designed specifically for CSI and which is climate friendly by reducing/eliminating tailpipe emissions.
- Purchased user rights to the AI-powered platform Veritone, designed to enhance investigative efficiency, transparency and operational effectiveness within the Investigation Bureau. Veritone saves time and resources by quickly redacting sensitive content for public release, allowing for AI-Driven investigative tools by identifying people and objects across large volumes of digital evidence, accelerating case resolution.
- Acquired an Alternate Light Source Camera (Crime-lite auto) making APD the only agency in Contra Costa County to possess/utilize a full spectral imaging device for the search, detection and capture of evidence.
- Acquired a specialized mapping drone designed to map crime scenes efficiently and accurately providing detailed diagrams to aid in the successful prosecution of violent offenders.
- A total of 1,380 hours of additional specialized training(s) attended by current detectives/crime analysts assigned to the Investigation Bureau.

2026 & 2027 Objectives:

- Return the Investigation Bureau staffing levels to fully staffed by adding five additional detectives and at minimum, one CSO.
- Create a structured and efficient Investigator Onboarding Program designed to equip new investigators with the essential knowledge, skills and resources needed to succeed in their roles. The goal is to accelerate the learning curve, promote consistency in investigative practices, and ensure operational readiness from day one.
- Create an extensive resource guide, much like a Field Training Guide, for newly assigned investigators, designed to equip new investigators with tools to aid in their success while in their new role.
- Create a specialized Homicide (only) Investigator position within the Investigations Bureau to focus exclusively on homicide cases. This role is designed to enhance case solvability and increase the clearance rate by allowing for dedicated time, attention and expertise on complex investigations. By improving the efficiency and effectiveness of homicide case resolution, this position also aims to help prevent future acts of violence, particularly those that may be perpetrated by repeat offenders.
- Update the Investigations Bureau's interview room with new audio/video recording equipment.
- Update/modernize the Investigations Bureau's office space, designed to improve efficiency, enhance moral and professionalism, address ergonomic concerns, provide better space utilization and enhance first impressions, reinforcing confidence in the organization's culture and mission.

ANTIOCH
2025-26 OPERATING BUDGET

GENERAL FUND – DEPARTMENTAL BUDGETS

INVESTIGATION BUREAU (100-3170) (Continued)

POLICE INVESTIGATIONS (100-3170)						
	2022-23	2023-24	2024-25	2024-25	2025-26	%
	Actual	Actual	Budget	Revised	Proposed	Change
Source of Funds:						
Revenue from Other Agencies	0	0	0	0	0	0%
Other	418	1,119	0	853	0	-100%
Total Source of Funds	418	1,119	0	853	0	-100%
Use of Funds:						
Personnel	3,672,667	4,758,172	4,635,634	4,071,779	5,229,533	28%
Services & Supplies	795,262	866,885	1,035,721	1,089,962	1,237,109	14%
Total Use of Funds	4,467,929	5,625,057	5,671,355	5,161,741	6,466,642	25%

ANTIOCH

2025-26 OPERATING BUDGET

GENERAL FUND – DEPARTMENTAL BUDGETS

SPECIAL INVESTIGATIONS UNIT (SIU) (100-3175)

The Special Investigations Unit provides intelligence gathering and investigative follow-up to those narcotics, weapons violations, human-trafficking and gang cases which cannot be resolved at the patrol level. This unit prioritizes fugitive apprehension and high-risk searches in addition to their current responsibilities.

2024-2025 Accomplishments:

- SIU has collaborated mutually with the Contra Costa County Major Crimes Task Force and has utilized their investigative assets and resources to solve gang related crime in the City of Antioch and the majority of Contra Costa County.
- Established a new collaborative relationship with the ATF-E, participating in their Western Crime Gun Intelligence Working Group, and the Cross-Jurisdictional Firearms Trafficking Strike Force. The ATF program focuses on a collaborative approach highlighting best-practices involving the development of crime-gun intelligence while allowing access to NIBIN/NESS databases for shooting investigative analysis and linking.
- Established a collaborative relationship with the USMS, participating in their Task Force Officer program. The USMS program strengthens the unit's ability to engage in high-risk fugitive apprehension operations and offers access to staffing, training opportunities and technological resources related to public safety.
- Reduce expenditure by using a state contract for undercover vehicles with Enterprise Rental company.

2026 & 2027 Objectives:

- Return SIU staffing levels to fully staffed by adding four detectives and a supervisor.
- Enhance the intelligence-gathering, crime-gun collection and case-building capability of the unit by adding two detectives for field-operations.
- Continue strengthening multi-faceted relationships with outside agencies to leverage resources and assistance with large-scale narcotics, gang and weapons related investigations and prosecutions.
- Continue to identify and procure technology that supports engaging in data-driven solutions used to mitigate violent crime and gun crime, including gun trafficking.
- Increase fugitive apprehension and vice operations with a focus on impacting human trafficking and illegal gang activity.
- Continue to reduce expenditure by using a state contract for undercover vehicles with Enterprise Rental company.

POLICE SPECIAL INVESTIGATIONS UNIT (SIU) (100-3175)						
	2022-23	2023-24	2024-25	2024-25	2025-26	%
	Actual	Actual	Budget	Revised	Proposed	Change
Use of Funds:						
Personnel	1,393,663	1,707,124	1,625,509	418,200	1,163,358	178%
Services & Supplies	82,431	87,598	130,091	129,845	103,462	-20%
Total Use of Funds	1,476,094	1,794,722	1,755,600	548,045	1,266,820	131%

ANTIOCH

2025-26 OPERATING BUDGET

GENERAL FUND – DEPARTMENTAL BUDGETS

COMMUNICATIONS BUREAU (100-3180)

Communications (police dispatch) provides emergency and non-emergency dispatch services and directs citizens to the proper service providers.

2024-2025 Accomplishments:

- Implemented and learned new RIMS cad system
- Implemented Northern 911 for transferring callers more quickly to other agencies
- Started updating radios to have new encryption and better service in the beat 4 area
- Sent dispatchers to WLLE (Women in Law Enforcement) conference
- Answered approximately 225,800 phone calls
- Replaced outdated portable radios with Motorola Next Gen units, improving communication in challenging areas like hospitals, city buildings, and Southwest Antioch.

2026 & 2027 Objectives:

- Continue to answer 911 calls quickly and within 10 seconds
- Deploy an AI-powered phone system to reduce wait times and route calls in multiple languages to the appropriate resources.
- Have dispatchers attend training and be able to send more dispatchers to trainings like WLLE (Women in Law Enforcement) conference
- Hire new dispatchers and have them trained
- Start looking into new Communications Center
- Purchase new recording system that is updated and will offer access to Investigations
- Have dispatchers involved in more community events

POLICE COMMUNICATIONS (100-3180)						
	2022-23	2023-24	2024-25	2024-25	2025-26	%
	Actual	Actual	Budget	Revised	Proposed	Change
Use of Funds:						
Personnel	3,052,302	3,108,119	4,220,716	3,579,711	4,402,134	23%
Services & Supplies	532,881	2,303,505	1,541,495	1,608,798	1,925,740	20%
Total Use of Funds	3,585,183	5,411,624	5,762,211	5,188,509	6,327,874	22%

ANTIOCH

2025-26 OPERATING BUDGET

GENERAL FUND – DEPARTMENTAL BUDGETS

OFFICE OF EMERGENCY MANAGEMENT (100-3185)

The Office of Emergency Management has the overarching service responsibility for "disaster preparedness" in our community. This section will develop, maintain and coordinate current emergency preparedness plans that will help mitigate the effects of man-made, technical, and natural disasters. A useful plan is one that complies with state and federal mandates (SEMS/NIMS and ICS), protects life and property, and efficiently takes an all-hazards approach by applying management, organization, and communication skills. The disaster preparedness program supports ongoing education, preparation and training, and oversees the Emergency Operations Center.

2024-2025 Accomplishments:

- Entered a professional services agreement with a new emergency management consulting firm, CrisisMC911, to update the City's emergency operations plan and to provide required training to all City staff.
- Represented the city at the CCC Emergency Operations Center monthly MAC Group meetings.
- Identified the need to update the City's local hazard mitigation plan and entered a professional services agreement with an emergency management consulting firm, Navigating Preparedness, to assist in updating the plan.

2026 & 2027 Objectives:

- Update the city's Emergency Operations Plan and deploy tailored training modules with the city's new emergency management consultant, CrisisMC911.
- Partner with the city's consultant to administer robust and detailed state and federally certified section specific training and exercises for city staff.
- Finalize the City's local hazard mitigation plan and have it approved by the California Office of Emergency Services and the Federal Emergency Management Agency.
- Maintain and update the City's Cooling and Warming Centers.
- Pursue grant opportunities to fund training, education, materials, and updates.
- Activate the city's EOC during low-level events for experience and training.
- Continue to update the City/department's website to include a comprehensive section for emergency preparedness.
- Upgrade the Community Room at the Police Department with new and up-to-date audio/video equipment, real-time information delivery (communication) hardware and software, and industry standard technology used for emergency preparedness intelligence gathering, response, and management.

ANTIOCH
2025-26 OPERATING BUDGET

GENERAL FUND – DEPARTMENTAL BUDGETS

OFFICE OF EMERGENCY MANAGEMENT (100-3185) (Continued)

POLICE OFFICE OF EMERGENCY MANAGEMENT (100-3185)						
	2022-23	2023-24	2024-25	2024-25	2025-26	%
	Actual	Actual	Budget	Revised	Proposed	Change
Source of Funds:						
Revenue from Other Agencies	0	5,500	0	0	0	0%
Total Source of Funds	0	5,500	0	0	0	0%
Use of Funds:						
Services & Supplies	24,022	17,169	209,496	212,435	149,185	-30%
Total Use of Funds	24,022	17,169	209,496	212,435	149,185	-30%

COMMUNITY VOLUNTEER PROGRAM/CRIME PREVENTION COMMISSION/CHAPLAINCY/EXPLORERS (100-3195)

The Volunteer Program supports police services, while providing the citizens an opportunity to actively support their community. These opportunities will involve clerical support, vacation patrols, crime prevention and community awareness presentations.

The Antioch Police Crime Prevention Commission is composed of seven members who are appointed by the Mayor. Their purpose is to organize and facilitate Antioch’s Crime Prevention Program through the Neighborhood Watch Program.

The Chaplaincy Program is a ministry of ordained volunteer clergy to support the employees of Antioch Police Department and the citizens of Antioch during crisis/non-crisis situations.

2024-2025 Accomplishments:

VIPS

- Volunteered 2,752.75 hours in 2024 in police service.
- VIPS continued to deploy decoy vehicles as a crime deterrent, and the radar trailer as a traffic calming measure. The VIPS have accommodated special and short notice requests for these services.

ANTIOCH

2025-26 OPERATING BUDGET

GENERAL FUND – DEPARTMENTAL BUDGETS

COMMUNITY VOLUNTEER PROGRAM/CRIME PREVENTION COMMISSION/CHAPLAINCY/EXPLORERS (100-3195) (Continued)

2024-2025 Accomplishments (Cont.):

- VIPS have expanded volunteer hours in the records division.
- Provided service, direction, and equipment at all neighborhood Cleanups.
- Recruited four new volunteers.
- VIPS have continued to work at city and department events to enhance staffing needs.
- Increased the number of VIPS willing to participate in “callouts” for major incidents.

2026 & 2027 Objectives:

VIPS

- Continue recruitment and increase VIPS staffing.
- Add enough new VIPS to complete another field services VIPS academy.
- Assess and explore other areas VIPS could be helpful and expand their duties.
- Increase recurring VIPS training to help with critical incidents as they arise and support departmental vehicle maintenance.

POLICE COMMUNITY VOLUNTEERS (100-3195)						
	2022-23	2023-24	2024-25	2024-25	2025-26	%
	Actual	Actual	Budget	Revised	Proposed	Change
Source of Funds:						
Donations	0	75	0	100	0	-100%
Transfer In – Byrne Grant	0	19,705	0	23,150	23,150	0%
Total Source of Funds	0	19,780	0	23,250	23,150	0%
Use of Funds:						
Personnel	47,079	83,793	60,035	60,035	60,035	0%
Services & Supplies	13,747	15,508	17,076	17,076	13,219	-23%
Total Use of Funds	60,826	99,301	77,111	77,111	73,254	-5%

ANTIOCH

2025-26 OPERATING BUDGET

GENERAL FUND – DEPARTMENTAL BUDGETS

FACILITIES MAINTENANCE (100-3200)

The primary objective of the Facilities Maintenance activity is to provide for an acceptable level of maintenance to the Police and Animal Services facilities. There are no personnel assigned to this work. Facilities maintenance work such as roof repairs, general building repairs, and necessary alterations to office, installation of building hardware, electrical wiring and janitorial maintenance are accomplished through this program. Additionally, utilities for the department are paid from this account.

2024-2025 Accomplishments:

- Replaced the aging work area in the report writing room making a more ergonomical work environment for Officers.
- Improved the storage and workspace in the outer evidence room and the outer armory.
- Identified repairs and continued to maintain the overall safety/security of the building.
- Replaced an outdated HVAC chiller improving the cooling of the facility.

2026 & 2027 Objectives:

- Continue to make improvements throughout the interior of the Police Department to include carpeting, paint, and workspace upgrades.
- Begin paving a portion of the dirt area in the back lot and include covered parking to help with the evidence vehicle storage and the longevity of Police Department vehicles and equipment.
- Update the records work area to provide a more ergonomical work environment for records employees.

POLICE FACILITIES MAINTENANCE (100-3200)						
	2022-23	2023-24	2024-25	2024-25	2025-26	%
	Actual	Actual	Budget	Revised	Proposed	Change
Use of Funds:						
Services & Supplies	586,830	717,641	2,663,887	2,664,776	884,979	-67%
Total Use of Funds	586,830	717,641	2,663,887	2,664,776	884,979	-67%

ANTIOCH

2025-26 OPERATING BUDGET

GENERAL FUND – DEPARTMENTAL BUDGETS

ANIMAL SERVICES SUPPORT (100-3320)

The City operates an animal shelter for which the Police Department has oversight. The operations of the animal shelter are accounted for in a Special Revenue Fund. A subsidy is provided by the General Fund to the Animal Services Special Revenue Fund to support operations.

2024-2025 Accomplishments:

- Animal Services appointed a volunteer Foster Coordinator position to assist with the movement of medically needy and/or underage animals that enter the shelter. It focuses on animals that are in need of additional support beyond our capacity for care. A foster option alleviates the shelter staff of extra duties and lowers the euthanasia rates.
- The addition of two City of Antioch Interns from the Youth Services department in January 2025 added extra hands to assist with the care of the animals in the shelter along with providing them with new and adaptable skills that can aid in the future hiring of these individuals with no impact on the Animal Services' budget.
- Two part time Animal Care Attendants were hired in February 2025. Since their hire, AAS has been able to provide greater continuity of care for animals in the shelter and our full time staff have been able to carve out time to attend training to update and improve on their skills.
- One full time Animal Control Officer was hired in March 2025.
- Several successful promotional events including a Halloween Event with over 500 attendees, a Pizza Party after hours with over 30 attendees and off-site adoptions at car shows, other rescue organization hosted events have increased the shelter's exposure and encouraged additional volunteers, donors and adopters to come to the shelter.
- Offering hands on training and continued educational opportunities for approximately 20 intern Doctor's of Veterinary Medicine and Veterinary Technicians employed through Veterinary Emergency Group who have returned to volunteer and assist with Veterinary needs within the shelter throughout the year.
- Grants received during FY2024 & FY2025:
 - \$59,500 California for All Animals to assist with pet guardians' redemption fees and offer spay/neuter for pets that are impounded.

2026 & 2027 Objectives:

- Ensure completion of grant funded agreements.
- Prioritize and ensure completion of repairs and renovations required to address operational needs within the animal services facility.
- Initiate the planning process to determine whether expansion and/or replacement of the current animal shelter is the best course of action to ensure adequate space is available for staff and shelter pets.
- Set priorities on the hiring of additional personnel to adequately care for the pets in the shelter and respond to calls for service in the field.
- Conduct a thorough review of animal control ordinances to ensure consistency between state, county and local laws and incorporate current best practice within the animal services field into Antioch City Ordinance.
- Expand on promotional opportunities to gain greater exposure for the shelter and encourage adopters, donors and volunteers.
- Increase existing staff's skills, knowledge and bring them up to date with current California shelter practices and standards of care.

ANTIOCH
2025-26 OPERATING BUDGET

GENERAL FUND – DEPARTMENTAL BUDGETS

ANIMAL SERVICES SUPPORT (100-3320) (Continued)

ANIMAL SERVICES SUPPORT (100-3320)						
	2022-23	2023-24	2024-25	2024-25	2025-26	%
	Actual	Actual	Budget	Revised	Proposed	Change
Use of Funds:						
Services & Supplies	0	0	40,000	40,000	0	-100%
Transfer Out to Animal Services	1,733,670	1,702,199	2,372,047	2,262,605	2,680,030	18%
Total Use of Funds	1,733,670	1,702,199	2,412,047	2,302,605	2,680,030	16%

ANTIOCH

2025-26 OPERATING BUDGET

GENERAL FUND – DEPARTMENTAL BUDGETS

RECREATION/COMMUNITY SERVICES SUPPORT

Parks and Recreation provides the City's residents recreational, preschool, social and meeting space within the community. Recreation Programs are accounted for in the Recreation Special Revenue Fund. The Recreation/Community Services Support division within the General Fund provides a subsidy to this fund to support operations.

RECREATION/COMMUNITY SERVICES SUPPORT (100-4110)						
	2022-23 Actual	2023-24 Actual	2024-25 Budget	2024-25 Revised	2025-26 Proposed	% Change
Source of Funds:						
1% Sales Tax	2,820,962	3,128,491	3,098,439	2,863,668	1,925,897	-33%
Total Source of Funds	2,820,962	3,128,491	3,098,439	2,863,668	1,925,897	-33%
Use of Funds:						
Services & Supplies	15,516	36,347	373,653	60,000	10,000	-83%
Transfer Out to Prewett CIP	0	0	200,000	200,000	200,000	0%
Transfer Out to Recreation Fund	4,110,254	4,440,590	4,551,780	4,674,811	4,849,240	4%
Total Use of Funds	4,125,770	4,476,937	5,125,433	4,934,811	5,059,240	3%

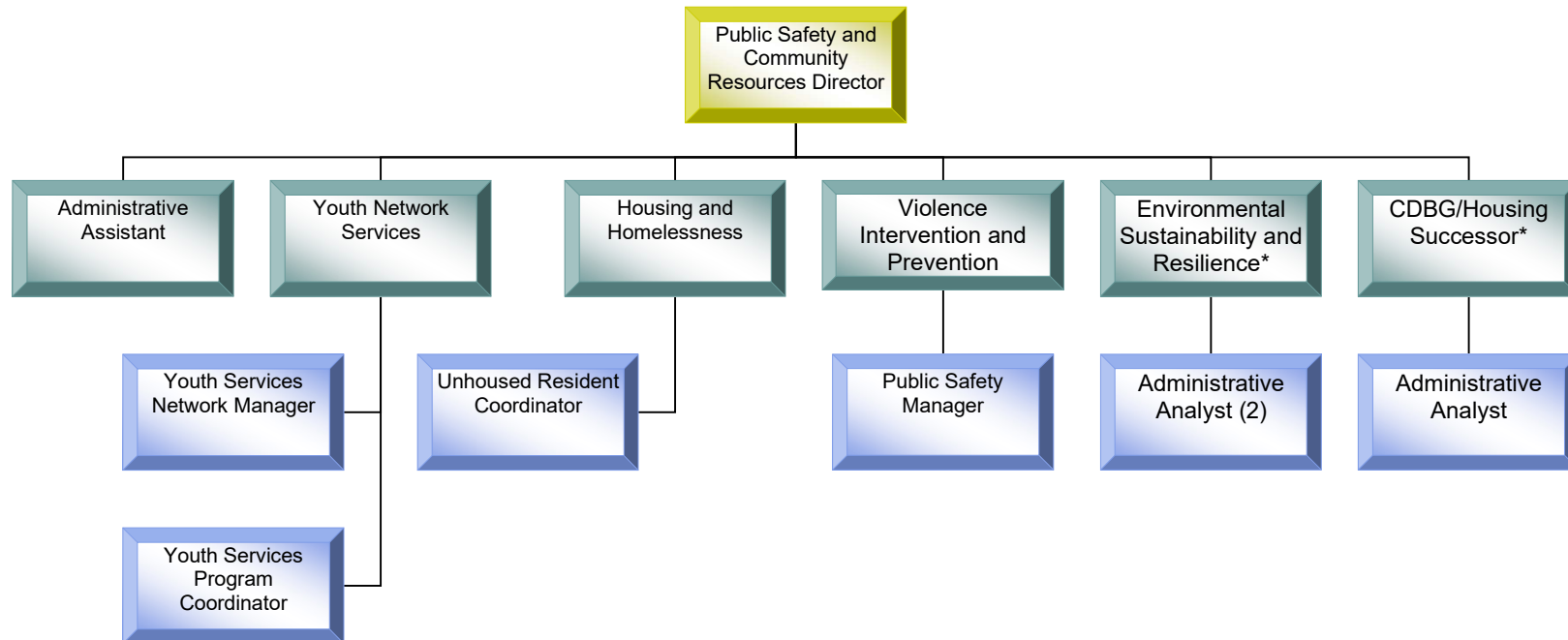
This page left intentionally blank

ANTIOCH 2025-26 OPERATING BUDGET

GENERAL FUND – DEPARTMENTAL BUDGETS

PUBLIC SAFETY AND COMMUNITY RESOURCES DEPARTMENT

The Public Safety and Community Resources was created in fiscal year 2022 to provide a central department to encompass youth services, unhoused resident services, violence intervention, community engagement, environmental services and CDBG/Housing Successor activities. The department is responsible for building partnerships and developing strategies that enhance the productivity and sustainability of public and community-based resources as well as for the administration of programs and initiatives that foster public trust and transparency within, the City of Antioch. Public safety in Antioch is the most important role of local government and this department is responsible for implementing initiatives that foster greater community well-being and public safety that provides Antioch residents and other stakeholders with credible, customized, and responsive opportunities.



ANTIOCH
2025-26 OPERATING BUDGET

GENERAL FUND – DEPARTMENTAL BUDGETS

PUBLIC SAFETY AND COMMUNITY RESOURCES SUMMARY						
	2022-23	2023-24	2024-25	2024-25	2025-26	%
	Actual	Actual	Budget	Revised	Proposed	Change
SOURCE OF FUNDS:						
1% Sales Tax	734,088	1,693,019	3,013,473	2,243,481	2,573,538	15%
Total Source of Funds	734,088	1,693,019	3,013,473	2,243,481	2,573,538	15%
USE OF FUNDS:						
Personnel	808,870	1,104,244	1,739,842	1,359,536	1,332,322	-2%
Services & Supplies	809,395	590,175	1,160,183	883,945	1,543,766	75%
Total Use of Funds	1,618,265	1,694,419	2,900,025	2,243,481	2,876,088	28%
				Funded	Funded	
				2024-25	2025-26	
Funded FTE'S						
Youth Network Services				2.00	2.00	
Housing and Homelessness				1.00	1.00	
Violence Intervention and Prevention				2.00	1.00	
Administration				1.75	1.75	
Total Public Safety and Community Resources Funded FTE's				6.75	5.75¹	

¹Community Engagement Coordinator position frozen in FY26.

ANTIOCH

2025-26 OPERATING BUDGET

GENERAL FUND – DEPARTMENTAL BUDGETS

YOUTH NETWORK SERVICES DIVISION (100-4700)

Youth Network Services is grounded in the belief that every young person holds unique strengths and limitless potential, even as they face systemic and societal barriers during a critical stage of development. The division is committed to advancing equity by amplifying youth voice, cultivating leadership, and engaging youth as active agents of change in their communities. We recognize that for young people to thrive, they need access to comprehensive support—including health and wellness services, quality education and academic support, meaningful employment, and safe, stable housing. Youth Network Services provides holistic, youth-centered programs, events, and initiatives that foster self-confidence, build positive relationships, and help young people achieve their personal, academic, vocational, and life goals. Our offerings are designed to provide transformative experiences that address the complex emotional, educational, and social challenges youth encounter. Every opportunity is rooted in equity and connection—ensuring all young people have access to trusted adults, family engagement, and a network of support. We remain responsive and informed through continuous collaboration with school districts, nonprofit organizations, law enforcement, faith-based partners, and families—ensuring our services reflect current trends and the evolving needs of our youth.

2024-2025 Accomplishments:

Secured Funding for Sustainability and Growth

- Awarded \$540,000 from *California Volunteers Youth Service Corps* to expand youth engagement, workforce development, and community service initiatives.

Advanced Personal Growth and Development

Provided inclusive, youth-centered services that supported life skills, confidence-building, and identity development:

- Served over 450 youth (ages 12–26) through programming focused on social-emotional wellness, academics, physical enrichment, and civic engagement.
- Launched the YOCH Program, where 30 youth (ages 12–15) tutored younger students, logging over 900 volunteer hours.
- Sponsored and supported 4 youth delegates to participate in the California Youth & Government Program in Sacramento, where they gained hands-on experience in civic leadership, legislative advocacy, and public speaking alongside hundreds of peers statewide.

Elevated Workforce Readiness and Career Pathways

Connected youth to paid training, skill-building, and mentorship opportunities:

- Graduated the 2nd Mayor's Apprenticeship Program (MAP) cohort and launched the 3rd, placing 16 young adults in roles with Public Works and Youth Services—88% gained employment post-program.
- Completed the 3rd Springboard Internship Program with 28 high school juniors/seniors placed in paid internships across City departments.
- Trained 20 young adults in BUILD Antioch on design and construction career pathways.
- Hosted the 2025 Youth Job Fair at Deer Valley High, engaging 150+ students and 20+ employers.
 - Antioch Council of Teens sponsored and hosted 9 community events for other youth in the community to participate in community service projects, civic engagement and social events.
- Strengthened job pipelines by expanding partnerships with Rubicon Programs and Future Build.

ANTIOCH

2025-26 OPERATING BUDGET

GENERAL FUND – DEPARTMENTAL BUDGETS

YOUTH NETWORK SERVICES DIVISION (100-4700) (Continued)

2024-2025 Accomplishments (Cont.):

Strengthened Social Bonds and Supportive Relationships

Created networks of mentorship and peer connection for healthy development:

- Attended quarterly AUSD meetings for youth recruitment, feedback, and initiative alignment.
- Hired 3 part-time young adults as peer program assistants.
- Issued an RFP, distributing \$352,000 to 12+ local nonprofits delivering tutoring, arts, sports, and enrichment camps during school breaks.
- Operated Midnight Basketball, retaining 97% of 120+ participants across 3 seasons, building community safety and trust.

Empowered Civic Engagement and Youth Leadership

Promoted youth voice and responsibility in public life:

- Held bi-monthly Antioch Council of Teens (ACT) meetings with 30 consistent youth participants building leadership, public speaking, and advocacy skills.
- ACT hosted 12 community events, including city clean-ups, voter education, and youth town halls.
- Installed 3 benches and waste stations along the Mokelumne Trail as part of an ACT-led community beautification project.
- Facilitated youth representation at City Council and civic forums, amplifying youth perspectives in policy and programming.

2026 & 2027 Objectives:

- Develop and offer an internship focusing on science, technology, engineering, math, and arts for young girls in Antioch.
- Expand year-round programming to serve over 750 youth ages 12–26 through a continuum of services that support academic success, social-emotional development, and career readiness.
- Launch a Youth Civic Fellowship to train 25 young leaders in public policy, advocacy, and local government through hands-on projects and mentorship.
- Secure \$1M in external funding to sustain and grow youth programs, including workforce development, mental health services, and community engagement initiatives.
- Establish a Youth Wellness Hub that offers wraparound services including mental health counseling, conflict resolution, tutoring, and creative expression opportunities.
- Develop a citywide Youth Employment Pipeline in partnerships with local businesses and unions to place at least 60-75 youth in paid internships, apprenticeships, or transitional jobs. Expand restorative justice and mentorship programs to serve at least 200 opportunity youth, with measurable improvements in school engagement and reduced justice involvement.
- Increase bilingual and culturally responsive programming to ensure equitable access and participation across Antioch's diverse youth population.
- Attain and secure a strong data-management system.

ANTIOCH
2025-26 OPERATING BUDGET

GENERAL FUND – DEPARTMENTAL BUDGETS

YOUTH NETWORK SERVICES DIVISION (100-4700) (Continued)

YOUTH NETWORK SERVICES (100-4700)						
	2022-23 Actual	2023-24 Actual	2024-25 Budget	2024-25 Revised	2025-26 Proposed	% Change
Source of Funds:						
1% Sales Tax	734,088	903,646	1,020,526	1,080,137	1,073,726	-1%
Total Source of Funds	734,088	903,646	1,020,526	1,080,137	1,073,726	-1%
Use of Funds:						
Personnel	442,470	518,630	546,270	613,294	539,816	-12%
Services & Supplies	291,618	385,016	510,546	466,843	533,910	14%
Total Use of Funds	734,088	903,646	1,056,816	1,080,137	1,073,726	-1%
Funded FTE's	2.20	2.00	2.00	2.00	2.00	

ANTIOCH

2025-26 OPERATING BUDGET

GENERAL FUND – DEPARTMENTAL BUDGETS

HOUSING AND HOMELESSNESS DIVISION (100-4705)

Housing and Homelessness integrates, provides, distributes, and promotes innovative, efficient, and cost-saving housing and unhoused services to the City of Antioch's low income and unhoused residents. As an administrative entity for the unhoused continuum of care, the Housing and Homeless division actively works with key partners at county, state and federal levels, local school districts, housing providers, law enforcement and non-profit community-based-organizations to develop innovative and community specific policies and strategies to address the needs of persons experiencing homelessness and/or housing insecurity as a key determinant of public safety and individual health. The Housing and Homeless division works closely with the City Community Development Block Grant unit, Environmental Sustainability and Resilience division, and housing consultants in soliciting and identifying additional funding.

2024-2025 Accomplishments:

- Prioritized immediate services that meet the needs of the most underserved populations focusing on those living outside in visible encampments.
- Provided 40 nights of stay through motel voucher program to those in immediate emergency need.
- 1,059 showers with SHARE Community shower program including operational support.
- 231 attendees during shower program receiving hygiene kits, food, and various resources.
- Served approximately 356 participants and 708 vouchers through the Laundry Voucher Program.
- Contracted with Contra Costa County's H3 program to secure 50% of a CORE team dedicated solely to Antioch.
- 62 attendees and 21 vendors for unhoused resource fair.
- Continued to collaborate with local stakeholders from public and private agencies by attending coalition meetings, engaging in critical dialogue and shared best practices.
- Opportunity Village program served 155 participants and 114 positive exits to stable/permanent housing.

2026 & 2027 Objectives:

- Provide access to hygiene services by delivering a minimum of 3,120 showers to individuals experiencing homelessness or housing insecurity.
- Support basic needs through the distribution of at least 1,400 laundry vouchers.
- Offer temporary shelter through the motel voucher program, serving 10 participants with short-term accommodations.
- Expand safe parking options to provide designated overnight parking for 50 households living in vehicles.
- Deliver emergency housing assistance to support 25 households at risk of or currently experiencing homelessness.
- Maintain media presence and keep up to date information on city's website.
- Increase transparency of City initiatives serving the unhoused population.
- Participate in regional efforts through meetings, events and activities.
- Reduce homelessness and the prevalence of visible encampments through Encampment Resolution Fund.
- Coordinate and collaborate with local public and non-profit stakeholders.

ANTIOCH

2025-26 OPERATING BUDGET

GENERAL FUND – DEPARTMENTAL BUDGETS

HOUSING AND HOMELESSNESS DIVISION (100-4705) (Continued)

HOUSING AND HOMELESSNESS (100-4705)						
	2022-23 Actual	2023-24 Actual	2024-25 Budget	2024-25 Revised	2025-26 Proposed	% Change
Source of Funds:						
1% Sales Tax	0	248,513	317,237	351,575	1,029,799	193%
Total Source of Funds	0	248,513	317,237	351,575	1,029,799	193%
Use of Funds:						
Personnel	149,330	147,778	188,808	98,878	191,989	94%
Services & Supplies	461,993	100,735	317,759	252,697	837,810	232%
Total Use of Funds	611,323	248,513	506,567	351,575	1,029,799	193%
Funded FTE's	1.15	1.00	1.00	1.00	1.00	

VIOLENCE INTERVENTION AND PREVENTION DIVISION (100-4706)

The Violence Intervention and Prevention division's primary function and responsibility is to develop programs that improve the public health and safety in the City of Antioch by supporting transformative citywide approach in communities that are disproportionately impacted by violence. The Violence Intervention and Prevention division understands the need to offer systemic interruption to violence. The Violence Intervention and Prevention division develops impactful opportunities through state/county grant and contract funding to design and implement initiatives that provide community-focused, and trauma-informed responses. Additionally, providing support and partnership to community leaders, currently embedded in the various diverse neighborhoods throughout the City to make positive, proactive, and reactive change.

2024-2025 Accomplishments:

- Expanded the Angelo Quinto Community Response Team (AQCRT) by increasing the number of trained responders from 5 to 11 and integrating mental health specialists resulting in a projected 96% reduction in non-violent crisis-related 911 calls in targeted neighborhoods.
- Successfully completing implementation of the \$1.79M CalVIP grant, delivering measurable outcomes including engagement of 18 high-risk youth and young adults in the Peacemaker Fellowship®, 100+ conflict mediations, and a 95% reduction in retaliatory violence in the Sycamore corridor and surrounding areas.
- Active with partners in the Community Violence Prevention Network (CVPN) composed of local leaders, service providers, faith-based partners, and neighborhood residents, meeting monthly and collaboratively.

ANTIOCH

2025-26 OPERATING BUDGET

GENERAL FUND – DEPARTMENTAL BUDGETS

VIOLENCE INTERVENTION AND PREVENTION DIVISION (100-4706) (Continued)

2024-2025 Accomplishments (Cont.):

- Conducting a comprehensive Community Needs & Assets Assessment for violence prevention, with at least 500 residents surveyed, 6 focus groups conducted, and findings used to co-design policy and program recommendations for 2027–2030
- Hosted a Holiday Season Feast in partnership with community-based organizations, where we distributed over 300 thoughtfully selected gifts to children and provided a warm, festive gathering that fostered joy, connection, and community spirit for families across Antioch.
- Created education and awareness in public health by organizing and executing three impactful opioid awareness events to educate and engage the community.

2026 & 2027 Objectives:

- Establish a permanent Community Safety & Healing Hub in Antioch to serve as a central location for AQCRT operations, community-based healing events, and case management, serving 500+ residents annually with wraparound support.
- Launch a Crisis Prevention and De-escalation Training Academy in partnership with Felton Institute, training 200+ frontline staff, residents, and community leaders in trauma-informed care, de-escalation, and culturally responsive crisis response practices.
- Enhance data collection and evaluation systems by launching a public-facing dashboard tracking non-police interventions, youth engagement outcomes, neighborhood violence trends, and program impact metrics, updated quarterly via data-management system.
- Develop and submit a compelling, data-driven application for the next round of CalVIP funding, emphasizing measurable impact, cross-sector collaboration, and innovative violence intervention strategies to strengthen public safety and expand trauma-informed support for high-risk individuals in Antioch.
- Expand the AQCRT through 2027 by reducing hours of operation and the number of Community Resource Specialists, while leveraging funds from the Antioch Police Department.

VIOLENCE INTERVENTION AND PREVENTION (100-4706)						
	2022-23	2023-24	2024-25	2024-25	2025-26	%
	Actual	Actual	Budget	Revised	Proposed	Change
Source of Funds:						
1% Sales Tax	0	102,452	290,353	281,094	179,918	-36%
Total Source of Funds	0	102,452	290,353	281,094	179,918	-36%
Use of Funds:						
Personnel	54,581	99,531	237,578	223,397	126,108	-44%
Services & Supplies	69	2,921	57,400	57,697	53,810	-7%
Total Use of Funds	54,650	102,452	294,978	281,094	179,918	-36%
Funded FTE's	2.15	2.00	2.00	2.00	1.00	

ANTIOCH
2025-26 OPERATING BUDGET

GENERAL FUND – DEPARTMENTAL BUDGETS

COMMUNITY ENGAGEMENT DIVISION (100-4707)

This division is being eliminated and functions consolidated into Violence Intervention and Prevention Division.

COMMUNITY ENGAGEMENT (100-4707)						
	2022-23 Actual	2023-24 Actual	2024-25 Budget	2024-25 Revised	2025-26 Proposed	% Change
Source of Funds:						
1% Sales Tax	0	0	761,149	27,697	0	-100%
Total Source of Funds	0	0	761,149	27,697	0	-100%
Use of Funds:						
Personnel	48,714	0	294,923	0	0	0%
Services & Supplies	0	1,400	107,400	27,697	0	-100%
Total Use of Funds	48,714	1,400	402,323	27,697	0	-100%
Funded FTE's	4.15	4.00	4.00	0.00	0.00	

ANTIOCH
2025-26 OPERATING BUDGET

GENERAL FUND – DEPARTMENTAL BUDGETS

ADMINISTRATION DIVISION (100-4708)

This division serves to support the overall operations of all department activities and provides staff support for all goals of the various divisions. It is also responsible for the long-range planning of community engagement, building departmental capacity and program sustainability.

PUBLIC SAFETY AND COMMUNITY RESOURCES ADMINISTRATION (100-4708)						
	2022-23	2023-24	2024-25	2024-25	2025-26	%
	Actual	Actual	Budget	Revised	Proposed	Change
Source of Funds:						
1% Sales Tax	0	438,408	624,208	502,978	290,095	-42%
Total Source of Funds	0	438,408	624,208	502,978	290,095	-42%
Use of Funds:						
Personnel	113,775	338,305	472,263	423,967	474,409	12%
Services & Supplies	55,715	100,103	167,078	79,011	118,236	50%
Total Use of Funds	169,490	438,408	639,341	502,978	592,645	18%
Funded FTE's	1.10	1.75	1.75	1.75	1.75	

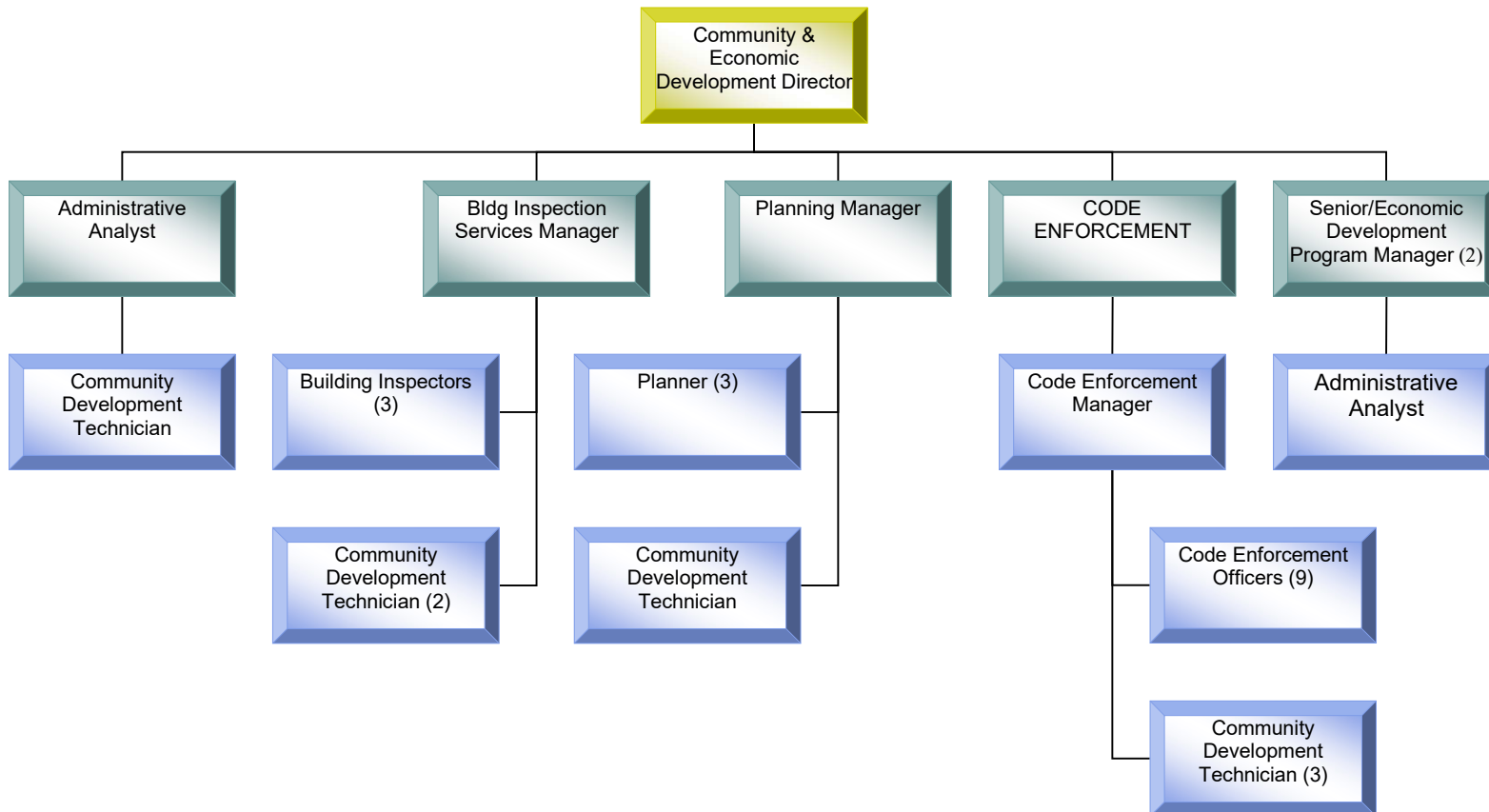
ANTIOCH

2025-26 OPERATING BUDGET

GENERAL FUND – DEPARTMENTAL BUDGETS

COMMUNITY DEVELOPMENT DEPARTMENT

The goal of the Community Development Department is to manage the City's built and natural environments through the development review and permitting process and the enforcement of existing regulations. This goal is addressed through advanced (long-range) and current City planning programs, through an efficient and informed building inspection program, and through a responsive and professional Code Enforcement program. These programs provide exceptional customer service, create a safer and more attractive environment, expand economic development opportunities, and contribute to a better quality of life for the City of Antioch and its residents.



ANTIOCH

2025-26 OPERATING BUDGET

GENERAL FUND – DEPARTMENTAL BUDGETS

COMMUNITY DEVELOPMENT SUMMARY						
	2022-23	2023-24	2024-25	2024-25	2025-26	%
	Actual	Actual	Budget	Revised	Proposed	Change
SOURCE OF FUNDS:						
1% Sales Tax	1,905,256	2,287,847	1,801,018	2,536,341	1,499,811	-41%
Building Permits	3,034,026	2,876,131	2,508,800	2,508,800	2,577,500	3%
Plan Checking Fees	414,184	609,945	419,840	460,000	367,200	-20%
Planning Fees	(30,177)	58,288	76,800	70,000	79,310	100%
Other Service Charges	0	0	0	0	0	0%
Pool Safety Fee	1,529	2,298	1,100	750	1,100	47%
Cert Access Spec Consultation	30	0	0	0	0	0%
Technology Fee	152,605	131,756	105,000	105,000	105,000	0%
Energy Inspection Fee	50,600	44,430	45,750	35,000	40,000	14%
Accessibility Fee	3,420	2,871	2,550	3,410	2,550	-25%
Green Bldg Verif & Compliance	195,264	209,836	199,000	130,000	150,000	15%
General Plan Maintenance Fee	127,904	120,461	117,760	90,000	100,000	11%
Reimbursement Developers	6,484	4,633	0	1,902	0	0%
Assessment Fees	58,572	231,503	200,000	350,000	100,000	-71%
Abatement Fees	1,917	14,064	0	346	7,000	100%
Revenue from Other Agencies	77,014	616,892	0	0	0	100%
Other Financing Source -SBITA Proceeds	374,946	0	0	0	0	0%
Miscellaneous Revenue	174,675	(33,538)	172,584	99,000	110,000	11%
Total Source of Funds	6,548,249	7,177,417	5,650,202	6,390,549	5,139,471	-20%
USE OF FUNDS:						
Personnel	3,718,381	4,075,961	5,433,568	4,950,521	6,655,685	34%
Services & Supplies	2,130,906	1,040,275	2,504,437	1,504,285	2,466,930	64%
Debt Service - SBITAs	189,351	189,350	0	0	0	0%
Total Use of Funds	6,038,638	5,305,586	7,938,005	6,454,806	9,122,615	41%

ANTIOCH
2025-26 OPERATING BUDGET

GENERAL FUND – DEPARTMENTAL BUDGETS

COMMUNITY DEVELOPMENT SUMMARY (Continued)		
	Funded 2024-25	Funded 2025-26
Funded FTE'S		
Administration	4.00	4.00
Economic Development (Legislative & Admin. In FY25)	0.00	3.00
Land Planning Services	5.00	5.00
Code Enforcement	13.00	12.00
Building Inspection	7.00	7.00
Total Community Development Funded FTE's	29.00	31.00

ANTIOCH

2025-26 OPERATING BUDGET

GENERAL FUND – DEPARTMENTAL BUDGETS

ADMINISTRATION DIVISION (100-5110)

This Division is responsible for the ongoing and structured operations and administration of the Department's divisions as a cohesive unit, bringing consistent functionality through the implementation and maintenance of technology, the management of finances and budget, and the improvement and streamlining of services to increase public and community engagement with the Department's overall objectives. This Division consists of one (1) Administrative Analyst, and two (2) Community Development Technicians. Activities of this division were previously split among the different Community Development cost centers and were segregated out beginning in the 2024 budget.

2024-2025 Accomplishments:

- Sustained management of department-wide functions and contracts (Permitting and Land Management Software, and printer/copier/scanner services).
- Structured Division functionality between additional staff (Technicians) for enhanced and streamlined work assignments.
- Established an effective Front Counter coverage rotation among technicians from Planning, Building, and Code Enforcement that maximizes staff efficacy and customer service, while offering staff equitable access to utilize the City's Remote Work Policy.
- Successful phased configuration of additional processes within EP&L (Enterprise Permitting & Licensing, Permitting & Land Management Software.), including:
 - Acquired SSRS (SQL Server Reporting Services) licenses, allowing for custom reports and EP&L generated (cost savings)
 - Integrating SolarApp+ (Residential Rooftop Solar Permitting) with EP&L for the State's AB 379 requirements.
- Established a streamlined Permit Refund process that minimizes staff time, ensures accurate records within our internal system.

2026 & 2027 Objectives:

- Complete integration of Citation process within Enterprise Permitting & Licensing (EP&L) and coordinate successfully with Finance for improved GL coding and processing to increase citation and re-inspection fee recovery.
- Coordinate and collaborate with the Development Engineering Division to establish and capture standards and conditions digitally within EP&L for consistent plan review on larger-scale development projects
- Guide and coordinate a successful 2nd floor remodel to increase Operations and meet staff and facility needs
- Identify other Divisions and Departments (i.e. Economic Development, Business Licensing, Development Engineering) and increase collaboration to improve shared processes.
- Continued improvement and standardization of internal policies, procedures, and best practices.
- Support both internal and external opportunities and resources for staff development.
- Identify and pursue opportunities for grants, fellowships, and other local, state, and federal resources to assist in the Department's objective.

ANTIOCH

2025-26 OPERATING BUDGET

GENERAL FUND – DEPARTMENTAL BUDGETS

ADMINISTRATION DIVISION (100-5110) (Continued)

COMMUNITY DEVELOPMENT ADMINISTRATION (100-5110)						
	2022-23 Actual	2023-24 Actual	2024-25 Budget	2024-25 Revised	2025-26 Proposed	% Change
Use of Funds:						
Personnel	0	396,505	930,145	517,946	987,551	91%
Services & Supplies	0	33,124	289,132	302,143	282,153	-7%
Debt Service	0	189,350	0	0	0	0%
Total Use of Funds	0	618,979	1,219,277	820,089	1,269,704	55%
Funded FTE's	0.00	3.00	3.00	4.00	4.00	

ECONOMIC DEVELOPMENT DIVISION (100-1180/100-5120) [Prior to FY26, division under Legislative & Administrative. Under Community Development beginning in FY26]

The Economic Development Department is responsible for the City’s efforts to attract, retain, expand, and assist businesses in Antioch. The Economic Department focuses on growing Antioch’s economy through economic development activities and programming that includes promoting a positive business environment, expansion of the local tax base, creating opportunities for new jobs, retail attractions, employment centers and quality dining experiences. The overall goal for the City of Antioch remains to significantly improve its financial strength through economic development. The City must continue to take advantage of any economic upswings and other positive factors. The City must leverage and create opportunities of economic recovery that are expected to occur as a result of the post-pandemic economy. Staff continues to participate in collaborative economic development efforts that focus on establishing Antioch within the region and mega-region.

2024-25 Accomplishments:

- **Scaled implementation of Strategic Plan:** The “Reinvest Antioch” Action Plan and Tool Kit was adopted by Council in 2022. Significant progress was made across all initiatives, particularly Job Creation Pipeline, Startup Assistance, Public-Private Partnerships, and Funding/Resource Expansion.
- **Pursued, received, and implemented federal funding:**
 - Economic Recovery Corps (ERC)
 - Received a full-time, fully-funded Economic Recovery Corps Fellow from the EDA for 2.5 years.
 - Completed one year of program and was used as case study by program evaluation partners such as the National League Of Cities (NLC)
 - Second year of Antioch program was funded conditional on federal authorization
 - Applied for funding to clean up brownfields from the EPA, to establish community microgrids from the DOE, and to establish a medical innovation accelerator from EDA - these are awaiting announcement.
 - Completed implementation of American Rescue Plan-funded Small Business Grants program.

ANTIOCH

2025-26 OPERATING BUDGET

GENERAL FUND – DEPARTMENTAL BUDGETS

ECONOMIC DEVELOPMENT DIVISION (100-1180/100-5120) (Continued)

2024-25 Accomplishments (Cont.):

- **Improved communication systems:** Continued using CRM software to improve communication with businesses, increased social media presence, launched blog on antiochca.gov
 - Successfully maintained database of over 3000 businesses
 - Identified additional data sources to begin tracking businesses outside of business license data stream
 - Switched business license application from outdated SIC industry codes to the current NAICS industry codes
- **Implemented small business support programs:**
 - Implemented small business grants to local businesses that suffered a financial loss during the pandemic. Grants were \$10,400 on average, for a total of \$717,500 spent across 66 businesses.
 - Launched and grew the Antioch Business Collaborative program, a network of 8 organizations providing specialized free support to local businesses. Served 141 businesses, helped start 19 businesses, and supported 289 jobs. This program received a Merit Award from the CA Association of Local Economic Developers and was a featured program by the National League of Cities.
- **Provided targeted industry support:** Developed industry-specific resource menus, created and recommended cannabis development agreements to Council
- **Progressed downtown revitalization project:** Began assisting downtown businesses in forming a merchant's association
- **Marketed Antioch in print and online:** Publications in Site Selection, Business Facilities, SF Business Times, and National League of Cities. Maintained attraction website.
- **Reviewed and responded to GO-Biz RFIs**
- **Promoted vacant industrial sites:** Created master list and marketing materials around industrially-zoned sites, began outreach to developers and brokers
- **Deepened community partnerships:** Hosted several community engagement events, presented to 100+ stakeholders including elected officials
- **Broadened regional collaboration:** Began quarterly East County meetings, participated in regional initiatives such as Northern Waterfront Economic Development Initiative, Priority Production Areas Technical Assistance Project, Green Empowerment Zone, East Bay Economic Development Alliance
- **Spearheaded internal collaboration:** Began monthly meetings with Planning, Business Licensing, and Environmental Resources teams

2025-26 Objectives:

Goal 1: Create a sound economy that attracts investment, increases the local tax-base, and generates sufficient public revenues to support desired municipal services and facilities.

Goal 2: Promote a diverse range of jobs businesses, and industries, providing high paying employment and entrepreneurial opportunities, balanced with and well-suited to Antioch's population.

Goal 3: Maintain a balance of new development with revitalization of existing retail locations:

Objectives:

1. Foster a climate in which Antioch businesses can prosper

ANTIOCH
2025-26 OPERATING BUDGET

GENERAL FUND – DEPARTMENTAL BUDGETS

ECONOMIC DEVELOPMENT DIVISION (100-1180/100-5120) (Continued)

2025-26 Objectives (Cont.):

Positive Business Climate Policies

- a. Maintain an Economic Development Department to represent the City to current and potential employers, and to provide those employers with a point-of-contact for resolving business-related issues.
- b. Maintain an Economic Development Commission to advise the City Council regarding economic development, redevelopment, and employment generation issues and activities.
- c. Periodically meet with and conduct surveys of the local business community to evaluate the effectiveness of City services and economic development activities.
- d. Provide expedited permit review processing for time-sensitive employment- and sales tax-generating development proposals meeting City objectives.
- e. Work with private sector entities to identify and implement technologically advanced infrastructure improvements to enable the City to compete with other communities.
- f. Promote Antioch as a good location in which to do business through a coordinated City effort. Promote Antioch as a business location including an educated workforce, competitive development sites, and an active business-friendly government.
- g. Work with the private sector to maintain an adequate supply of skilled workers and the capital needed to attract and maintain business in Antioch.
 - i. Encourage local and regional educational institutions to establish education and continuing education programs to meet the existing and foreseeable needs of local employers.
 - ii. Network with local businesses and real estate professionals to identify the types of industries and occupations most in demand and/or least available in the local workforce. Work with the Antioch Unified School District, Los Medanos College, and California State University Hayward to identify local educational resources applicable to the labor force needs of emerging industries (e.g., telecommunications, fiber optics, and biotechnology) in relevant occupational specialties.
 - iii. Encourage the entry of lower income Antioch residents into job training programs, enabling them to hold meaningful, well paying jobs.
- h. Support location of permanent satellite facilities for the California State University system or another public or private university within the local area.
- i. Streamline the development review process so that it works effectively and efficiently for the applicant and the public through: explicit statements of City expectations, early identification of issues, consistent application of community policy, an emphasis on expedited problem-solving, and ensuring that detailed regulations facilitate and do not hinder the achievement of community objectives.
- j. Continue to enhance Antioch's image in order to improve the local business climate.
 - i. Publicize positive images of Antioch through placement of articles in the local and regional media and business journals.
 - ii. Promote Antioch as an excellent place to do business by building on Antioch's competitive advantages.
 - iii. Provide excellent customer service to businesses and developers of employment-generating projects by demonstrating that local government is focused on solving problems and providing certainty in the development review process.
 - iv. Recognize the economic development benefits of, and place emphasis on beautification of major arterials and community entries, street cleaning and consistent enforcement of City regulations.
 - v. Undertake provision of urban design improvements at key community entries within employment-generating lands

ANTIOCH
2025-26 OPERATING BUDGET

GENERAL FUND – DEPARTMENTAL BUDGETS

ECONOMIC DEVELOPMENT DIVISION (100-1180/100-5120) (Continued)

2025-26 Objectives (Cont.):

- k. Continue to facilitate the availability of needed infrastructure for employment- generating uses while keeping development impact fees to the minimum. Establish assessment districts where feasible to fund up-front installation of needed public facilities.

Business Attraction and Expansion Policies

- a. Focus business attraction and expansion efforts on employment and sales tax generating uses; high performance, fast growing firms, and community and regional serving retail; and high technology and other industries that will enhance the local economy.
 - b. Attract and assist the relocation and local expansion of medium sized firms (15 to 250 employees) in recognized growth sectors, including high-tech, biotech, research and development, and retail trade and services.
 - c. Provide similar incentives for existing local businesses wishing to expand as for new businesses wishing to locate in Antioch.
 - d. Conduct outreach to City vendors to attract new businesses to Antioch.
 - e. Maintain an up-to-date inventory of available lands, including lands for sale or lease) and supporting infrastructure (in cooperation with the commercial and real estate sector) for new business development and business expansion for sales tax and employment generators.
 - f. Continue and expand research activities providing a better understanding of local economic, labor market, and employment characteristics to better anticipate economic development opportunities and provide information helpful for targeting marketing efforts, and addressing major economic development issues.
 - g. Continue to participate in economic development partnerships with neighboring communities, recognizing that job creation, both within Antioch and in Eastern Contra Costa County, will assist in reducing peak hour traffic congestion along the SR-4 freeway.
 - h. Work with local groups demonstrating community support to acquire property and attract important public and quasi- public institutions including college campuses, hospitals and other medical facilities, offices and yards for public utilities and service agencies, post office, and State and federal offices and facilities.
2. Provide adequate land to accommodate planned development, with office, business park, industrial, and commercial areas complementing residential and public development in location, access, mix of uses, attractiveness and design quality.

Commercial and Industrial Land Availability Policies

- a. Maintain a mix of uses on the General Plan land use map, providing a balance of housing types, commercial development, and employment-generating uses.
- b. Work toward redevelopment of existing heavy industrial areas along Wilbur Road and Fourth Street to increase their overall employment density.
- c. Promote the establishment of workplace alternatives, including home occupations and telecommuting.
- d. Maintain an inventory of turnkey sites for commercial and employment-generating development, complete with appropriate zoning, in-place infrastructure, and environmental clearances.
- e. Promote the preparation of Specific Plans with associated environmental documentation to facilitate the development of specific local areas
- f. Implement assessment districts or other financing mechanisms to facilitate the development of infrastructure for specific local areas
- g. Require the provision of fiber optic networks and other advanced telecommunications in new employment- generating developments.

ANTIOCH
2025-26 OPERATING BUDGET

GENERAL FUND – DEPARTMENTAL BUDGETS

ECONOMIC DEVELOPMENT DIVISION (100-1180/100-5120) (Continued)

2025-26 Objectives (Cont.):

- h. Maintain space in business parks for distribution and research uses. Attract a wide range of industries, which serve local and regional needs and contribute to the community's economic vitality, and at the same time protect the local environment and quality of life.
- i. Seek innovative ways to reduce the cost of infrastructure provision for employment- generating and commercial development (e.g., providing incentives for the provision of infrastructure serving employment-generating and commercial development areas as part of the residential development allocation system).

ECONOMIC DEVELOPMENT (100-1180) [Legislative & Administrative]						
	2022-23	2023-24	2024-25	2024-25	2025-26	%
	Actual	Actual	Budget	Revised	Proposed	Change
Use of Funds:						
Personnel	400,886	519,227	593,174	319,425	0	-100%
Services & Supplies	403,539	271,392	757,515	435,454	0	-100%
Total Use of Funds	804,425	790,619	1,350,689	754,879	0	-100%
Funded FTE's	2.00	2.00	2.00	2.00	0.00	

ECONOMIC DEVELOPMENT (100-5120) [Community Development]						
	2022-23	2023-24	2024-25	2024-25	2025-26	%
	Actual	Actual	Budget	Revised	Proposed	Change
Use of Funds:						
Personnel	0	0	0	0	694,094	100%
Services & Supplies	0	0	0	0	415,293	100%
Total Use of Funds	0	0	0	0	1,109,387	100%
Funded FTE's	0.00	0.00	0.00	0.00	3.00	

ANTIOCH

2025-26 OPERATING BUDGET

GENERAL FUND – DEPARTMENTAL BUDGETS

LAND PLANNING SERVICES DIVISION (100-5130)

This Division is the central point for the review and processing of all development applications, including rezoning, use permits, variances, design review, planned developments, tentative maps, etc. Staff is responsible for assuring compliance with California Environmental Quality Act (CEQA) and applicable General Plan requirements and provides staff support for the Planning Commission. The planning staff is also responsible for the long-range planning of the community, including updating the General Plan and the preparation of specific plans for future growth areas and coordinating with the planning activities of surrounding jurisdictions and the County. The division is proposed to be staffed by three (3) planners (Principal / Associate / Assistant), and one (1) Community Development Technician.

2024 - 2025 Accomplishments:

- Entitlements: Planning continued to process land use entitlements ranging from minor to complex projects.
 - Projects approved in FY 24-25 include: Albers Ranch, Starbucks on Mahogany, Creekside Vineyards at Sand Creek home architecture, and Lone Tree Retail.
- Inclusionary Housing Ordinance project was initiated.
- Specific Plan Updates:
 - East Lone Tree Specific Plan modified to streamline the development process for undeveloped commercial parcels.
 - Downtown Specific Plan modified to make clarifications and ease the development of missing middle housing.
- Zoning Ordinance Updates were completed to comply with Housing Element and State law, including an employee housing program.
- Metropolitan Transportation Committee Transit Oriented Communities (TOC) Grant: Applied for and was awarded \$850,000 in grant funding to comply with the TOC Policy.

2026 & 2027 Objectives:

- Initiate the comprehensive General Plan update.
- Manage entitlement applications through project approval, plan check, construction, and completion.
- Work to comply with Metropolitan Transportation Committee Transit Oriented Communities Policy, including working on a Hillcrest Station Area Specific Plan update.
- Continue to complete Housing Element Implementation.
- Bring the Inclusionary Housing Ordinance to City Council for adoption in late Summer 2025.

ANTIOCH
2025-26 OPERATING BUDGET

GENERAL FUND – DEPARTMENTAL BUDGETS

LAND PLANNING SERVICES DIVISION (100-5130) (Continued)

COMMUNITY DEVELOPMENT LAND PLANNING SERVICES (100-5130)						
	2022-23 Actual	2023-24 Actual	2024-25 Budget	2024-25 Revised	2025-26 Proposed	% Change
Source of Funds:						
1% Sales Tax	153,446	0	0	0	0	0%
Charges for Services	204,941	279,590	378,880	280,000	291,510	4%
Revenue from Other Agencies	77,014	616,892	0	0	0	0%
Other	79,387	51,163	55,000	36,902	45,000	22%
Total Source of Funds	514,788	947,645	433,880	316,902	336,510	6%
Use of Funds:						
Personnel	1,219,375	741,599	1,194,818	1,067,892	1,111,698	4%
Services & Supplies	505,952	253,784	1,450,566	409,223	1,229,723	201%
Total Use of Funds	1,725,327	995,383	2,645,384	1,477,115	2,341,421	59%
Funded FTE's	6.68	5.00	5.00	5.00	5.00	

ANTIOCH

2025-26 OPERATING BUDGET

GENERAL FUND – DEPARTMENTAL BUDGETS

CODE ENFORCEMENT (100-5140)

The Code Enforcement Division’s mission is to protect and enhance the quality of life, health, safety, and welfare of our community. The Division is responsible for investigating complaints of violations of the Antioch Municipal Code (AMC) on commercial and residential property including: Zoning/Land Use, Health & Safety, Housing, Building, Electrical, and Plumbing Codes. Enforcement activity is prioritized, with highest priority given to those violations having an immediate effect on health, safety, and welfare of the public such as homeless encampments, substandard housing, and unsecured properties. The Division is staffed by nine (9) Code Enforcement Officers, and two (2) Community Development Technicians. The Code Enforcement Division operations are overseen by the Code Enforcement Manager.

2024 - 2025 Accomplishments:

- Created electronic version of Notice of Violations (NOV), Notice and Ordering, and Citations into EP&L, eliminating three-part carbon paper citations saving staff time and supply costs.
- Continued partnership with Republic Services for Neighborhood Cleanup Events throughout the City.
- Onboarded two (2) Code Officers with potential for additional hires to have Division staffed to the budgeted allocated FTE level

2026 & 2027 Objectives:

- Code Enforcement Officers to attend continuing education courses.
- Continue to improve and streamline the use of the case tracking software.
- Eliminate data ticket contract and bring collections in-house using existing procedures from the Finance Department. This will better allow the City to recapture the re-inspection fees at least, which are cost-recovery fees, through the lien process.
- Implement iPad use for Officers. This will allow case management directly in the field with real-time updates to cases.
- Incorporate Bluetooth thermal printers in the vehicles capable of issuing a notice “on the spot” for proactive and reactive enforcement activity.

ANTIOCH
2025-26 OPERATING BUDGET

GENERAL FUND – DEPARTMENTAL BUDGETS

CODE ENFORCEMENT (100-5140) (Continued)

COMMUNITY DEVELOPMENT CODE ENFORCEMENT (100-5140)						
	2022-23 Actual	2023-24 Actual	2024-25 Budget	2024-25 Revised	2025-26 Proposed	% Change
Source of Funds:						
1% Sales Tax	1,751,810	2,287,847	1,801,018	2,536,341	1,499,811	-41%
Charges for Services	60,489	245,567	200,000	350,346	107,000	-69%
Other	31,554	-174,516	50,000	24,000	25,000	4%
Total Source of Funds	1,843,853	2,358,898	2,051,018	2,910,687	1,631,811	-44%
Use of Funds:						
Personnel	1,751,302	1,920,143	1,944,112	1,960,344	2,475,271	26%
Services & Supplies	473,893	438,755	550,074	575,997	354,116	-39%
Total Use of Funds	2,225,195	2,358,898	2,494,186	2,536,341	2,829,387	12%
Funded FTE's	18.66	18.00	13.00	13.00	12.00	

ANTIOCH
2025-26 OPERATING BUDGET

GENERAL FUND – DEPARTMENTAL BUDGETS

BUILDING INSPECTION SERVICES DIVISION (100-5160)

The Building Inspection Division inspects all permitted construction projects within the City which are not in the public right-of-way, enforcing standards set in the Building, Plumbing, Electrical, and Mechanical and Municipal codes. This division administers and collects development/permit fees charged by the City and other agencies; maintains the City's street address system; inspects existing structures/dwelling units for health and safety hazards when called upon; enforces State Accessibility and Energy Efficiency standards; and works diligently to enforce minimum standards to safeguard life, health, property and public welfare by regulating and controlling the design, construction, quality of materials, use and occupancy of all buildings and structures within the City. This Division is staffed with four (4) Building Inspectors, two (2) Community Development Technicians, and one (1) Building Inspection Services Manager who provide technical support, plan check for all residential and commercial projects, issue over the counter permits, and manage day-to-day operations of the Division.

2024 - 2025 Accomplishments:

- Implemented pre-approved ADU process for ease of application.
- Implemented no-plan-check permits for water heaters, re-roofs and HVAC.
- Integrated solar app for ease of solar permit submittal.
- Hired four full-time building inspectors filling all vacant staff positions.

2026 & 2027 Objectives:

- Continuous training and certification for all staff.
- Complete CASp certification to comply with state mandate.
- Ongoing EP&L improvements and integration into building department process.
- Constant improvement of application and inspection process for ease of permit issuance and inspection times.
- Prepare and revise internal policies and procedure for continued compliance with ever-advancing State policy requirements / compliance for permitting and building codes

ANTIOCH
2025-26 OPERATING BUDGET

GENERAL FUND – DEPARTMENTAL BUDGETS

BUILDING INSPECTION SERVICES DIVISION (100-5160) (Continued)

COMMUNITY DEVELOPMENT BUILDING INSPECTION (100-5160)						
	2022-23	2023-24	2024-25	2024-25	2025-26	%
	Actual	Actual	Budget	Revised	Proposed	Change
Source of Funds:						
Permits	3,034,026	2,876,131	2,508,800	2,508,800	2,577,500	3%
Charges for Services	710,418	900,295	588,920	614,160	553,650	-10%
Other	445,164	94,448	67,584	40,000	40,000	0%
Total Source of Funds	4,189,608	3,870,874	3,165,304	3,162,960	3,171,150	0%
Use of Funds:						
Personnel	747,704	1,017,714	1,364,493	1,404,339	1,387,071	-1%
Services & Supplies	1,151,061	314,612	214,665	216,922	185,645	-14%
Debt Service	189,351	0	0	0	0	0%
Total Use of Funds	2,088,116	1,332,326	1,579,158	1,621,261	1,572,716	-3%
Funded FTE's	6.66	6.00	7.00	7.00	7.00	

ANTIOCH
2025-26 OPERATING BUDGET

GENERAL FUND – BUDGET STABILIZATION FUND

BUDGET STABILIZATION FUND (105)

In fiscal year 2018, the City established a Budget Stabilization Fund to set aside monies for future budget variances, unexpected occurrences, emergencies and the like. General Fund reserves over 20% of unassigned fund balance were used to establish the fund and future General Fund unassigned reserves over 20% can be moved into this fund. Per City Council direction, beginning in fiscal year 2020, these funds will be used to pay the difference in the full Actuarial Determined Contribution for OPEB payments from the pay as you go costs currently made by the City to address the unfunded liability for OPEB.

BUDGET STABILIZATION (FUND 105)						
Statement of Revenues, Expenditures and Change in Fund Balance						
	2022-23	2023-24	2024-25	2024-25	2025-26	%
	Actual	Actual	Budget	Revised	Proposed	Change
Beginning Balance, July 1	\$35,299,488	\$38,325,278	\$41,131,470	\$41,131,470	\$39,931,470	
Revenue Source:						
Transfer In – General Fund	3,676,917	3,504,092	0	0	0	0%
Total Revenue	3,676,917	3,504,092	0	0	0	0%
Expenditures:						
OPEB Contribution	651,127	697,900	1,300,000	1,200,000	1,300,000	8%
Transfer Out – General Fund	0	0	4,617,143	0	5,000,000	100%
Total Expenditures	651,127	697,900	5,917,143	1,200,000	6,300,000	425%
Ending Balance, June 30	\$38,325,278	\$41,131,470	\$35,214,327	\$39,931,470	\$33,631,470	

**SPECIAL REVENUE
FUNDS**

ANTIOCH

2025-26 OPERATING BUDGET

SPECIAL REVENUE FUNDS

The City maintains fifty-three Special Revenue Funds. Special Revenue Funds are used to account for the proceeds of specific revenue sources that are restricted to expenditures for specific purposes. Each fund is listed below in the Special Revenue Funds Summary table.

SUMMARY OF SPECIAL REVENUE FUNDS								
Special Revenue Fund Title	Fund #	Estimated Balance 7/1/24	Revised Revenues	Revised Expend.	Estimated Balance 6/30/25	Proposed Revenues	Proposed Expend.	Estimated Balance 6/30/26
ERF Grant Fund	203	\$0	\$3,244,136	\$3,244,136	\$0	\$1,872,068	\$1,872,068	\$0
California Volunteers Grant Fund	204	0	241,095	241,095	0	1,481,634	1,481,634	0
American Rescue Plan Fund	206	668,316	14,869,210	0	0	0	0	0
CalVIP Grant Fund	207	(234,274)	1,137,173	902,899	0	209,789	209,789	0
PLHA Fund	208	0	645,614	645,614	0	509,164	509,164	0
RMRA Fund	209	6,880,527	3,123,512	7,825,450	2,178,589	3,331,708	1,011,416	4,498,881
Police Federal Asset Forfeiture Fund	210	442,237	30,000	405,214	67,023	30,000	6,378	90,645
Delta Fair Property Fund	211	(551,631)	2,835,609	2,077,620	206,358	43,288	445	249,201
Community Develop. Block Grant (CDBG)	212	230,516	1,652,679	1,652,679	230,516	1,268,900	1,268,900	230,516
Gas Tax Fund	213	3,311,712	3,396,206	5,785,103	922,815	3,427,191	2,989,036	1,360,970
Animal Services Fund	214	59,500	2,498,400	2,557,900	0	2,915,030	2,915,030	0
Civic Arts Fund	215	351,432	75,325	69,476	357,281	77,556	52,414	382,423
Park-In Lieu Fund	216	3,481,704	686,566	3,051,644	1,116,626	449,000	169,384	1,396,242
Community Benefit Program Fund	217	0	4,932	50	4,882	2,125	50	6,957
Recreation Programs Fund	219	1,426,566	7,207,392	7,349,505	1,284,453	7,533,476	7,683,305	1,134,624
Traffic Signal Fund	220	816,399	110,000	475,752	450,647	3,480,540	3,641,740	289,447
Police Asset Forfeiture Fund	221	152,350	31,182	133,736	49,796	37,000	2,407	84,389
Measure J Growth Management Fund	222	2,595,025	3,201,304	4,582,504	1,213,825	1,828,201	2,228,814	813,212
Child Care Fund	223	222,756	112,955	82,901	252,810	115,074	178,207	189,677
Tidelands Fund	225	146,871	13,238	319	159,790	10,801	75,274	95,317
Solid Waste Reduction Fund	226	379,421	587,134	631,653	334,902	584,000	559,260	359,642
Abandoned Vehicle Fund	228	882,907	125,599	29,284	979,222	120,000	355,403	743,819
National Pollutant Discharge Elim. (NPDES)	229	3,639,999	1,015,000	2,020,446	2,634,553	955,000	1,968,242	1,621,311
Supplemental Law Enforcement Fund	232	0	351,679	351,679	0	332,500	332,500	0
Byrne Grant Fund	233	0	50,685	50,685	0	43,462	43,462	0
CDBG Revolving Loan Fund	236	5,896,673	8,627	3,470	5,901,830	100	5,000	5,896,930

ANTIOCH

2025-26 OPERATING BUDGET

SPECIAL REVENUE FUNDS

SUMMARY OF SPECIAL REVENUE FUNDS (Continued)								
Special Revenue Fund Title	Fund #	Estimated Balance 7/1/24	Revised Revenues	Revised Expend.	Estimated Balance 6/30/25	Proposed Revenues	Proposed Expend.	Estimated Balance 6/30/26
Traffic Safety Fund	237	12,782	48,850	48,058	13,574	75,850	75,060	14,364
PEG Fund	238	552,540	202,000	108,431	646,109	207,640	100,735	753,014
Street Impact Fund	241	449,959	1,780,000	1,926,391	303,568	1,817,000	1,651,615	468,953
SB1186 Disability Access Fund	242	205,324	45,000	10,308	240,016	45,000	10,310	274,706
ADU Accelerator Program Fund	243	0	269,729	266,529	3,200	0	3,200	0
Maintenance District Funds:								
Lone Tree Way District	251	764,958	1,055,729	1,642,011	178,676	1,030,229	1,066,970	141,935
Downtown District	252	269,723	243,458	372,865	140,316	177,500	247,526	70,290
Almondridge District	253	79,050	112,182	131,523	59,709	112,182	125,085	46,806
Hillcrest Landscape Maintenance Dist.	254	1,050,641	1,490,887	2,404,779	136,749	1,244,887	1,292,731	88,905
Park District 1A	255	288,900	114,255	160,946	242,209	133,926	70,141	305,994
Park District 2A	256	725,012	1,097,209	1,581,257	240,964	779,209	852,507	167,666
Park Administration Fund	257	0	950,107	950,107	0	740,158	740,158	0
East Lone Tree District	259	174,717	240,167	341,935	72,949	237,167	217,021	93,095
Opioid Settlement Distributor Fund	260	69,294	22,603	22,603	69,294	22,808	22,808	69,294
Storm Damage Fund	261	(664,000)	223,308	223,308	(664,000)	2,258,276	2,115,416	(521,141)
Opioid Settlement Janssen Fund	262	12,609	19,757	32,077	289	21,860	21,860	289
Opioid Settlement Abatement II Fund	263	7,203	0	3,000	4,203	0	4,203	0
Opioid Settlement Abatements Fund	264	0	137,949	0	137,949	36,683	43,497	131,135
Opioid Settlement McKinsey Fund	265	0	5,446	1,000	4,446	5,446	9,892	0
East Lone Tree Benefit District Fund	270	10,144,760	915,000	15,273	11,044,487	1,335,000	15,853	12,363,634
Kaiser Public Facility Benefit District Fund	271	33,857	1,200	50	35,007	1,200	50	36,157
CFD 2016-01 Police Protection Fund	280	0	314,803	314,803	0	314,803	314,803	0
CFD 2018-01 Public Services Fund	281	1,737,795	850,502	63,487	2,524,810	870,502	78,010	3,317,302
CFD 2018-02 Police Protection Fund	282	0	756,056	756,056	0	755,556	755,556	0
CFD 2022-01 Public Services Fund	283	181,043	243,177	19,350	404,870	244,177	21,220	627,827
Post Retirement Medical – Miscellaneous	578	263,403	700,369	559,856	403,916	347,000	457,945	292,971
Post Retirement Medical - Management	579	1,161,860	540,000	953,657	748,203	375,000	716,666	406,537
TOTAL SPECIAL REVENUE FUNDS		\$48,320,436	\$56,149,764	\$53,595,243	\$35,337,431	\$40,492,964	\$37,236,458	\$38,593,936

ANTIOCH
2025-26 OPERATING BUDGET

SPECIAL REVENUE FUNDS

ERF GRANT (203)

The City of Antioch was awarded \$6,812,686 in State Encampment Resolution Funds (ERF), which helps communities address dangerous encampments and support people experiencing unsheltered homelessness. The funds are intended to infuse critical resources in communities throughout California so that unhoused Californians can access the essential housing and supportive services they need to achieve long-term stability.

ERF GRANT (FUND 203)						
Statement of Revenues, Expenditures and Change in Fund Balance						
	2022-23	2023-24	2024-25	2024-25	2025-26	%
	Actual	Actual	Budget	Revised	Proposed	Change
Beginning Balance, July 1	\$0	\$0	\$0	\$0	\$0	
Revenue Source:						
Revenue from Other Agencies	0	0	0	3,244,136	1,872,068	-42%
Total Revenue	0	0	0	3,244,136	1,872,068	-42%
Expenditures:						
Services and Supplies	0	0	0	3,244,136	1,872,068	-42%
Total Expenditures	0	0	0	3,244,136	1,872,068	-42%
Ending Balance, June 30	\$0	\$0	\$0	\$0	\$0	

ANTIOCH
2025-26 OPERATING BUDGET

SPECIAL REVENUE FUNDS

CALIFORNIA VOLUNTEERS GRANT (204)

The City received two grants totaling \$2,280,718.27 grant from the State of California OPR/California Volunteers to expand on the existing youth apprenticeship program, "S.O.A.R.". Through this grant the City will be partnering with Rubicon Programs, and young adults will work on public service in the Public Works Department and climate change areas in the Public Safety and Community Resources Department. Focus areas include, beautification projects, sustainable landscaping, waterfront stewardship and green infrastructure projects. The grants run May 9, 2024 through December 31, 2026.

CALIFORNIA VOLUNTEERS GRANT (FUND 204)						
Statement of Revenues, Expenditures and Change in Fund Balance						
	2022-23 Actual	2023-24 Actual	2024-25 Budget	2024-25 Revised	2025-26 Proposed	% Change
Beginning Balance, July 1	\$0	\$0	\$0	\$0	\$0	
Revenue Source:						
Revenue from Other Agencies	0	0	810,203	241,095	1,481,634	515%
Total Revenue	0	0	810,203	241,095	1,481,634	515%
Expenditures:						
Personnel	0	0	0	144,861	983,767	579%
Services and Supplies	0	0	810,203	96,234	497,867	417%
Total Expenditures	0	0	810,203	241,095	1,481,634	515%
Ending Balance, June 30	\$0	\$0	\$0	\$0	\$0	

ANTIOCH
2025-26 OPERATING BUDGET

SPECIAL REVENUE FUNDS

AMERICAN RESCUE PLAN (206)

The American Rescue Plan Act of 2021 was signed into law on March 11, 2021, and will deliver \$350 billion for eligible state, local, territorial, and tribal governments to respond to the COVID-19 emergency. Funding for eligible expenditures must be spent or obligated by December 31, 2024. Antioch is an entitlement City and received a total of \$21,550,900 directly from the Department of the Treasury split into two payments. The first payment was received in May 2021 with the second payment received in May 2022.

AMERICAN RESCUE PLAN (FUND 206)						
Statement of Revenues, Expenditures and Change in Fund Balance						
	2022-23	2023-24	2024-25	2024-25	2025-26	%
	Actual	Actual	Budget	Revised	Proposed	Change
Beginning Balance, July 1	\$48,181	\$239,956	\$668,316	\$668,316	\$0	
Revenue Source:						
Investment Income	224,041	450,581	175,000	286,115	0	-100%
Revenue from Other Agencies	1,747,475	5,220,329	14,573,095	14,583,095	0	-100%
Other Financing Source - Lease	2,292,309	0	0	0	0	0%
Total Revenue	4,263,825	5,670,910	14,748,095	14,869,210	0	-100%
Expenditures:						
Personnel	72,911	152,566	0	0	0	0%
Services and Supplies	3,999,139	5,089,930	10,280,500	10,290,036	0	-100%
Transfer Out to General Fund	0	0	5,136,576	5,247,416	0	-100%
Internal Services	0	54	54	74	0	-100%
Total Expenditures	4,072,050	5,242,550	15,417,130	15,537,526	0	-100%
Ending Balance, June 30	\$239,956	\$668,316	(\$719)	\$0	\$0	

NOTE: It is anticipated there will be unspent obligations remaining at 6/30/25 that will be requested to be re-appropriated to FY2026. Obligated funds must be spent by 12/31/26.

ANTIOCH
2025-26 OPERATING BUDGET

SPECIAL REVENUE FUNDS

CALVIP GRANT (207)

The City of Antioch received \$1,794,116 in grant funding from the Board of State and Community Corrections under the California Violence Intervention and Prevention (CalVIP) grant program. The purpose of the grant is to improve public health and safety by supporting effective violence reduction initiatives in communities that are disproportionately impacted by violence. The grant runs from July 1, 2022 through December 31, 2025 and is being administered by the Public Safety and Community Resources Department.

CalVIP GRANT (FUND 207)						
Statement of Revenues, Expenditures and Change in Fund Balance						
	2022-23	2023-24	2024-25	2024-25	2025-26	%
	Actual	Actual	Budget	Revised	Proposed	Change
Beginning Balance, July 1	\$0	(\$28,325)	(\$234,274)	(\$234,274)	\$0	
Revenue Source:						
Revenue from Other Agencies	0	262,409	686,044	1,137,173	209,789	-82%
Total Revenue	0	262,409	686,044	1,137,173	209,789	-82%
Expenditures:						
Personnel	5,768	97,004	246,299	246,299	209,789	-15%
Services & Supplies	22,557	371,354	656,600	656,600	0	-100%
Total Expenditures	28,325	468,358	902,899	902,899	209,789	-77%
Ending Balance, June 30	(\$28,325)	(\$234,274)	(\$451,129)	\$0	\$0	

NOTE: Grant pays for 50% of Public Safety Manager and 50% of Community Engagement Coordinator over the two-year period.

ANTIOCH

2025-26 OPERATING BUDGET

SPECIAL REVENUE FUNDS

PLHA GRANT (208)

The City's PLHA program, funded through State PLHA (Permanent Local Housing Allocation) funds, is administered through the Public Safety and Community Resources Department. This new program provides a permanent source of funding to help increase the supply of affordable housing units. The City's annual allocation is approximately \$350,000 during the five- year period of 2019-2023. The uses approved by the City Council include 1) Assisting persons who are experiencing homelessness (30% of grant or maximum \$700,000.) 2) The development of Accessory Dwelling Units (ADUs) as rental housing and rehabilitation of housing (40% of grant or maximum of \$950,000) and 3) Homeownership opportunities (25% of funds or maximum of \$600,000) to provide downpayment assistance through the Antioch Home Ownership Program (AHOP).

2024-2025 Accomplishments:

- Completed annual application and receive annual awards.
- Launch Antioch Safe Parking Program in FY 23-24 and continue in FY 24-25 to address homeless issue by providing safe parking for persons living in their vehicles. Served 106 Antioch residents to date with safe parking and case management to connect them to housing or shelter options.
- Worked with Community Development Planning staff to enhance Glazier ADU incentive program with investment of \$150k PLHA funds to increase ADU production that is deed restricted for lower income renters.
- Allocated \$510,000 for Housing Rehabilitation in FY 24-25 to provide loans and grants to lower income homeowners for needed repairs to maintain Antioch's housing stock.

2026 & 2027 Objectives:

- Complete last year of PLHA 5-year plan, submit reports and billing.
- Conduct community process and work with the CDBG Committee and Council to create and adopt new goals for next five-year funding cycle.
- Submit application for first year of new funding cycle and year-end report.

ANTIOCH
2025-26 OPERATING BUDGET

SPECIAL REVENUE FUNDS

PLHA GRANT (208) (Continued)

PLHA GRANT (FUND 208)						
Statement of Revenues, Expenditures and Change in Fund Balance						
	2022-23	2023-24	2024-25	2024-25	2025-26	%
	Actual	Actual	Budget	Revised	Proposed	Change
Beginning Balance, July 1	\$0	\$0	\$0	\$0	\$0	
Revenue Source:						
Revenue from Other Agencies	0	151,910	645,614	645,614	509,164	-21%
Total Revenue	0	151,910	645,614	645,614	509,164	-21%
Expenditures:						
Services & Supplies	0	151,910	645,614	645,614	509,164	-21%
Total Expenditures	0	151,910	645,614	645,614	509,164	-21%
Ending Balance, June 30	\$0	\$0	\$0	\$0	\$0	

ANTIOCH

2025-26 OPERATING BUDGET

SPECIAL REVENUE FUNDS

RMRA (209)

The Road Repair and Accountability Act of 2017 (SB 1) approved by the California legislature established a Road Maintenance and Repair Account (RMRA) in the state treasury that allocates monies to cities and counties for road maintenance and repair based upon a statutory formula. This fund was created by the City to account for monies received from the State under this act and spending of those funds.

RMRA (FUND 209)						
Statement of Revenues, Expenditures and Change in Fund Balance						
	2022-23	2023-24	2024-25	2024-25	2025-26	%
	Actual	Actual	Budget	Revised	Proposed	Change
Beginning Balance, July 1	\$3,275,512	\$5,508,879	\$6,880,527	\$6,880,527	\$2,178,589	
Revenue Source:						
Revenue from Other Agencies	2,696,692	2,920,235	4,458,896	3,023,512	3,131,708	4%
Investment Income	37,949	208,133	10,000	100,000	200,000	100%
Transfer In – Measure J Fund	0	0	1,200,000	0	0	0%
Total Revenue	2,734,641	3,128,368	5,668,896	3,123,512	3,331,708	7%
Expenditures:						
Services & Supplies	8,354	7,452	4,500	7,500	10,000	33%
Capital Projects	492,750	1,748,528	11,004,730	7,817,000	1,000,000	-87%
Internal Services	170	740	740	950	1,416	49%
Total Expenditures	501,274	1,756,720	11,009,970	7,825,450	1,011,416	-87%
Ending Balance, June 30	\$5,508,879	\$6,880,527	\$1,539,453	\$2,178,589	\$4,498,881	

The following is a list of budgeted capital projects:

	2024-25	2025-26
Capital Projects	Revised	Proposed
Pavement Preventative Maintenance	\$0	\$1,000,000
L Street Improvements	5,432,000	0
Pavement Plugs and Leveling Courses	2,385,000	0
Total Capital Projects	\$7,817,000	\$1,000,000

ANTIOCH
2025-26 OPERATING BUDGET

SPECIAL REVENUE FUNDS

FEDERAL ASSET FORFEITURE (210)

This fund accounts for monies and property seized during drug enforcement on Federal cases. The Federal government requires a separate fund to account for these activities.

FEDERAL ASSET FORFEITURE (FUND 210)						
Statement of Revenues, Expenditures and Change in Fund Balance						
	2022-23	2023-24	2024-25	2024-25	2025-26	%
	Actual	Actual	Budget	Revised	Proposed	Change
Beginning Balance, July 1	\$391,959	\$397,490	\$442,237	\$442,237	\$67,023	
Revenue Source:						
Investment Income	6,309	14,866	500	15,000	15,000	0%
Other	0	33,554	15,000	15,000	15,000	0%
Total Revenue	6,309	48,420	15,500	30,000	30,000	0%
Expenditures:						
Services & Supplies	759	510	500,800	400,800	800	-100%
Internal Services	19	3,163	3,301	4,414	5,578	26%
Total Expenditures	778	3,673	504,101	405,214	6,378	-98%
Ending Balance, June 30	\$397,490	\$442,237	(\$46,364)	\$67,023	\$90,645	

ANTIOCH
2025-26 OPERATING BUDGET

SPECIAL REVENUE FUNDS

DELTA FAIR PROPERTY FUND (211)

The Delta Fair Property Fund was created when the City sold property it owned on Delta Fair Boulevard at the City's western City limits. The property was originally purchased from the State on the condition that it would be used for park and recreation purposes. When it was decided that the property was more suitable for commercial purposes and should be sold or leased, the State gave its permission on the condition that proceeds be used for park purposes for those parks constructed prior to 1980.

DELTA FAIR PROPERTY (FUND 211)						
Statement of Revenues, Expenditures and Change in Fund Balance						
	2022-23	2023-24	2024-25	2024-25	2025-26	%
	Actual	Actual	Budget	Revised	Proposed	Change
Beginning Balance, July 1	\$112,214	(\$45,366)	(\$551,631)	(\$551,631)	\$206,358	
Revenue Source:						
Investment Income	17,278	19,431	500	0	1,000	100%
Current Service Charges	33,540	50,054	41,498	62,800	42,288	-33%
Revenue from Other Agencies	0	179,191	2,772,809	2,772,809	0	-100%
Total Revenue	50,818	248,676	2,814,807	2,835,609	43,288	-98%
Expenditures:						
Services & Supplies	50	91	300	50	300	500%
Contra Loma Estates Park/Fencing	208,327	754,773	2,021,472	2,077,472	0	-100%
Internal Services	21	77	77	98	145	48%
Total Expenditures	208,398	754,941	2,021,849	2,077,620	445	-100%
Ending Balance, June 30	(\$45,366)	(\$551,631)	\$241,327	\$206,358	\$249,201	

ANTIOCH

2025-26 OPERATING BUDGET

SPECIAL REVENUE FUNDS

COMMUNITY DEVELOPMENT BLOCK GRANT (CDBG) (212)

The Community Development Block Grant program, funded through the Department of Housing and Urban Development, is administered through the Public Safety and Community Resource Department. As an “entitlement community” the City receives annual grant funds for activities and services which benefit low- and moderate-income persons and provide infrastructure improvements in low/moderate areas.

2024-2025 Accomplishments:

- Awarded \$815,194 in FY 23-24 and \$879,893 in CDBG funding in FY 24-25 which was received after successful submission and approval of the Antioch Annual Action Plans and Annual Performance and Evaluation Reports (CAPERs).
- Managed the award of 21 CDBG and CDBG-CV grants totaling \$1,675,759 annually in FY 23-24 and FY 24-25 with goals to serve over 3,400 extremely low- and very low-income Antioch residents annually with a wide variety of social services and new affordable housing while maintaining compliance with Federal requirements
- Worked with the CDBG Consortium, made up of other entitlement communities and the County, in coordinating all CDBG activities to reduce administrative burden, sharing information, making improvements to the City Data Services on-line reporting system for grantees.
- In preparation for the FY 25-30 Consolidated Plan, conducting extensive needs analysis including community survey in English and Spanish, mailings, tabling, and outreach to lower income neighborhoods, limited English-speaking communities, and persons with special need, as well as interviews with key stakeholders and City department leadership staff.
- As part of the development of the new 2025-30 Consolidated Plan, review and update the Consortium/Antioch Citizen Participation Plan and Limited English Proficiency Plan and take to Council with the Relocation Plan for approval in June FY 2024-25.
- Conducted extensive review of 2020 Census and other data analysis of housing stock condition, characteristics, and developed the 2025-30 Consolidated Plan and FY 2025-26 Action Plan) in collaboration with the Contra Costa Consortium and Housing Authorities of Contra Costa and Pittsburg. Facilitate review by the CDBG Committee and take to Council for adoption in June 2025.
- Conducted extensive Grant Kickoff event for the first two-year cycle (FY 2025-26 and 2026-27) of the new Consolidated Plan, including providing technical assistance to agencies, facilitating agency interviews by the CDBG Committee, conducting a risk analysis on all applications, facilitating the scoring process by the CDBG Committee, and facilitating funding recommendations by the CDBG Committee.
- Provided staff support to the CDBG Committee of the City Council during a busy grant cycle year with reduced staffing to coordinate agency application review for FY 25-26 and facilitate the recommendation and approval process (ongoing until May).
- Partnered with the Environmental Sustainability and Resilience Division in the development of a new Climate Action and Resilience Plan.

2026 & 2027 Objectives:

- Develop final 2024-25 CAPER to discuss accomplishments for the year and all progress toward achieving the goals and objectives that were identified in the 2020-25 Consolidated Plan.
- Develop annual Action Plans and year-end CAPERS for FY 2025-26 and 2026-27 that will be approved by HUD for funding. Prepare staff reports, resolutions, and make presentations at Public Hearings.
- Fund activities and programs that best serve the needs of Antioch residents in the first two years of the 2025-30 Consolidated Plan.
- Monitor and maintain adequate records and provide technical support to ensure that the CDBG program is operating as efficiently as possible.
- Update and create 2025-30 Analysis of Impediments to Fair Housing Choice (AI) with new 2020 Census data.

ANTIOCH
2025-26 OPERATING BUDGET

SPECIAL REVENUE FUNDS

COMMUNITY DEVELOPMENT BLOCK GRANT (CDBG) (212) (Continued)

2026 & 2027 Objectives (Cont.):

- Partner with Environmental Sustainability and Resilience Division in implementation of \$156,140 in grant funding from the Department of Energy (DOE) Energy Efficiency Block Grant. Funding will provide HVAC, solar, and other energy savings measures to benefit lower income households through the Housing Rehabilitation Program if funding is released by the courts.
- Implement succession planning for staffing of Community Grant and Affordable Housing functions.

COMMUNITY DEVELOPMENT BLOCK GRANT (FUND 212)						
Statement of Revenues, Expenditures and Change in Fund Balance						
	2022-23	2023-24	2024-25	2024-25	2025-26	%
	Actual	Actual	Budget	Revised	Proposed	Change
Beginning Balance, July 1	\$212,530	\$230,516	\$230,516	\$230,516	\$230,516	
Revenue Source:						
Revenue from Other Agencies	1,606,752	482,066	1,675,759	1,652,679	1,268,900	-23%
Other	17,986	0	0	0	0	0%
Total Revenue	1,624,738	482,066	1,675,759	1,652,679	1,268,900	-23%
Expenditures:						
Personnel	15,084	131,242	233,808	210,728	194,538	-8%
Services & Supplies	1,591,668	350,824	1,441,951	1,441,951	1,074,362	-25%
Total Expenditures	1,606,752	482,066	1,675,759	1,652,679	1,268,900	-23%
Ending Balance June 30	\$230,516	\$230,516	\$230,516	\$230,516	\$230,516	

ANTIOCH
2025-26 OPERATING BUDGET

SPECIAL REVENUE FUNDS

GAS TAX (213)

The City receives gas tax funds from the State under the State Street and Highways Code. The gas tax funds are limited to research, planning, construction, improvement, maintenance and operation of public streets. The City also uses these funds to pay for maintenance and operation of streetlights.

GAS TAX (FUND 213)						
Statement of Revenues, Expenditures and Change in Fund Balance						
	2022-23	2023-24	2024-25	2024-25	2025-26	%
	Actual	Actual	Budget	Revised	Proposed	Change
Beginning Balance, July 1	\$1,125,343	\$1,960,041	\$3,311,712	\$3,311,712	\$922,815	
Revenue Source:						
Revenue from Other Agencies	2,911,350	3,228,454	4,355,027	3,296,206	3,302,191	0%
Investment Income	8,966	82,151	5,000	100,000	125,000	25%
Total Revenues	2,920,316	3,310,605	4,360,027	3,396,206	3,427,191	1%
Expenditures:						
Personnel	82,237	96,476	265,111	265,111	247,339	-7%
Services & Supplies	560,598	721,320	540,250	785,000	788,000	0%
Capital Projects	324,879	12,563	5,064,333	3,347,119	705,000	-79%
Transfers Out	1,055,489	1,080,503	1,449,870	1,323,427	1,160,000	-12%
Internal Services	62,415	48,072	54,053	64,446	88,697	38%
Total Expenditures	2,085,618	1,958,934	7,373,617	5,785,103	2,989,036	-48%
Ending Balance, June 30	\$1,960,041	\$3,311,712	\$298,122	\$922,815	\$1,360,970	

ANTIOCH
2025-26 OPERATING BUDGET

SPECIAL REVENUE FUNDS

GAS TAX (213) (Continued)

The following is a list of budgeted capital projects:

Capital Projects	2024-25 Revised	2025-26 Proposed
Pavement Management System	\$35,300	\$80,000
Trail Maintenance Program	253,000	175,000
Amtrak Station Improvements	375,000	0
Streetlight Improvements	389,644	0
Median Island Improvements	400,000	400,000
School Safety Improvements	50,000	50,000
Countywide Smart Signals	334,175	0
James Donlon Traffic Calming	865,000	0
Sycamore Traffic Calming	425,000	0
West Tenth Street Traffic Calming	220,000	0
Total Capital Projects	\$3,347,119	\$705,000

ANTIOCH
2025-26 OPERATING BUDGET

SPECIAL REVENUE FUNDS

ANIMAL SERVICES (214)

In 1978 the citizens of Antioch overwhelmingly voted for Measure A. This measure was for re-establishing, maintaining and operating a City animal shelter. Measure A authorized funds to be appropriated annually by the City Council. This fund accounts for revenues and expenditures of the City's animal services program. A portion of the revenues required to operate this function comes from animal licenses and shelter, adoption, handling, and impound fees. The remainder comes from a subsidy from the General Fund.

ANIMAL SERVICES (FUND 214)						
Statement of Revenues, Expenditures and Change in Fund Balance						
	2022-23	2023-24	2024-25	2024-25	2025-26	%
	Actual	Actual	Budget	Revised	Proposed	Change
Beginning Balance, July 1	\$0	\$59,500	\$59,500	\$59,500	\$0	
Revenue Source:						
Current Service Charges	252,718	200,502	248,500	199,000	199,000	0%
Revenue from Other Agencies	62,500	6,000	20,000	15,000	15,000	0%
Other Revenue	25,739	26,229	21,103	21,795	21,000	-4%
Transfer In – General Fund	1,733,670	1,702,199	2,356,944	2,262,605	2,680,030	18%
Total Revenue	2,074,627	1,934,930	2,646,547	2,498,400	2,915,030	17%
Expenditures:						
Personnel	1,578,233	1,488,619	2,119,552	1,813,986	2,111,094	16%
Services & Supplies	436,894	446,311	586,495	743,914	803,936	8%
Total Expenditures	2,015,127	1,934,930	2,706,047	2,557,900	2,915,030	14%
Ending Balance, June 30	\$59,500	\$59,500	\$0	\$0	\$0	
				Funded	Funded	
				2024-25	2025-26	
Funded FTE's				12.10	12.10	

ANTIOCH

2025-26 OPERATING BUDGET

SPECIAL REVENUE FUNDS

CIVIC ARTS FUND (215)

This fund accounts for the City's Civic Arts Administration program. Revenue for this fund comes from the City's 10% Transient Occupancy Tax (TOT). The General Fund, through various departments, also supports civic arts; providing support to annual parades and community events. A Civic Enhancement Grant Program was introduced in FY 2018-2019 to support events and beautification projects coordinated by nonprofit organizations. This program is funded by the General Fund. Arts and cultural programs connect residents to Antioch's rich history, cultural diversity, and the arts. The City partners with many community organizations to bring exhibits, music, and theater to life throughout the year. Young and old, and individuals and families, are more engaged in their community when they are involved in the arts which enriches the entire community.

2024-2025 Accomplishments:

- Civic Enhancement Community Grant Program continues to grow as 20 organizations received \$50k to enhance community efforts towards beautification and civic celebrations.
- Continued Martin Luther King, Jr. Day of Service - a civic volunteer and enhancement event for all ages.
- Supported city events and community organizations such as Celebrate Antioch Foundation, Delta Veterans Group, and others.
- Executed over 20 special events leveraging multiple community partners.
- Assisted with the annual Veteran's Day Parade and Memorial Day Ceremony.
- The Nick Rodriguez Community Theater opened following last years upgraded the sound and light system. This year the curtains were replaced.
- Took the lead role on July 4th and Holiday DeLites Parades and events.

2026 & 2027 Objectives:

- Continue to manage the Civic Enhancement Community Grant Program.
- Continue Antioch's Summer Concert Series in Waldie Plaza during July & August and expand program to other areas of the City.
- Provide support to community organizations and civic celebrations such as Celebrate Antioch Foundation, Delta Veterans Group, and others.
- Continue to assist with the traditional community parades: Memorial Day and Veteran's Day; continue leading the effort on July 4 and Holiday Delites
- Continue to add and enhance the special event offerings of the City with a focus on cultural celebrations.

ANTIOCH
2025-26 OPERATING BUDGET

SPECIAL REVENUE FUNDS

CIVIC ARTS FUND (215) (Continued)

CIVIC ARTS (FUND 215)						
Statement of Revenues, Expenditures and Change in Fund Balance						
	2022-23	2023-24	2024-25	2024-25	2025-26	%
	Actual	Actual	Budget	Revised	Proposed	Change
Beginning Balance, July 1	\$243,877	\$309,148	\$351,432	\$351,432	\$357,281	
Revenue Source:						
Investment Income	8,789	16,739	6,556	15,325	17,556	15%
Transient Occupancy Tax	94,791	60,641	83,000	60,000	60,000	0%
Other	4,157	0	0	0	0	0%
Total Revenue	107,737	77,380	89,556	75,325	77,556	3%
Expenditures:						
Services & Supplies	36,308	26,781	58,498	58,458	40,364	-31%
Internal Services	6,158	8,315	8,453	11,018	12,050	9%
Total Expenditures	42,466	35,096	66,951	69,476	52,414	-25%
Ending Balance, June 30	\$309,148	\$351,432	\$374,037	\$357,281	\$382,423	

ANTIOCH
2025-26 OPERATING BUDGET

SPECIAL REVENUE FUNDS

PARK IN-LIEU FUND (216)

Developers are required to donate land and/or improvements or pay an equivalent fee for neighborhood parks. Fees are placed in the Park-In-Lieu Fund, and used for acquisition of additional park land, and to pay for design and improvements to donated park acreage. Fees are based on the number of housing units built annually.

PARK IN LIEU (FUND 216)						
Statement of Revenues, Expenditures and Change in Fund Balance						
	2022-23	2023-24	2024-25	2024-25	2025-26	%
	Actual	Actual	Budget	Revised	Proposed	Change
Beginning Balance, July 1	\$2,774,237	\$2,930,652	\$3,481,704	\$3,481,704	\$1,116,626	
Revenue Source:						
Investment Income	43,706	114,676	15,000	115,000	125,000	9%
Revenue from Other Agencies	0	0	247,566	247,566	0	-100%
Licenses & Permits	236,698	551,205	324,000	324,000	324,000	0%
Total Revenues	280,404	665,881	586,566	686,566	449,000	-35%
Expenditures:						
Services & Supplies	5,601	4,020	16,000	16,200	17,000	5%
Park Facilities Upgrades	118,247	109,454	3,100,520	3,033,570	150,000	-95%
Internal Services	141	1,355	1,424	1,874	2,384	27%
Total Expenditures	123,989	114,829	3,117,944	3,051,644	169,384	-94%
Ending Balance, June 30	\$2,930,652	\$3,481,704	\$950,326	\$1,116,626	\$1,396,242	

ANTIOCH
2025-26 OPERATING BUDGET

SPECIAL REVENUE FUNDS

COMMUNITY BENEFIT PROGRAM FUND (217)

The City is a partner of an affordable housing tax credit bond transaction that requires the partner entity to provide the City with an annual payment to benefit the lower income community. This fund has been established to account for the annual payment and provide grants or programs to the City's lower and moderate-income community.

COMMUNITY BENEFIT PROGRAM (FUND 217)						
Statement of Revenues, Expenditures and Change in Fund Balance						
	2022-23	2023-24	2024-25	2024-25	2025-26	%
	Actual	Actual	Budget	Revised	Proposed	Change
Beginning Balance, July 1	\$0	\$0	\$0	\$0	\$4,882	
Revenue Source:						
Investment Income	0	0	200	200	225	13%
Revenue from Other Agencies	0	0	1,900	1,900	1,900	0%
Transfer In – Housing Successor Fund	0	0	2,832	2,832	0	-100%
Total Revenues	0	0	4,932	4,932	2,125	-57%
Expenditures:						
Services & Supplies	0	0	50	50	50	0%
Total Expenditures	0	0	50	50	50	0%
Ending Balance, June 30	\$0	\$0	\$4,882	\$4,882	\$6,957	

ANTIOCH
2025-26 OPERATING BUDGET

SPECIAL REVENUE FUNDS

SENIOR BUS FUND (218)

This fund was consolidated into the Recreation Services Fund Nick Rodriguez Community Center (NRCC) division in fiscal year 2025. The budget presented below represents the final consolidation in the 2024-25 budget.

SENIOR BUS (FUND 218)						
Statement of Revenues, Expenditures and Change in Fund Balance						
	2022-23	2023-24	2024-25	2024-25	2025-26	%
	Actual	Actual	Budget	Revised	Proposed	Change
Beginning Balance, July 1	\$82,157	\$60,854	\$45,215	\$45,215	\$0	
Revenue Source:						
Investment Income	1,578	2,147	538	538	0	-100%
Current Service Charges	15,789	11,282	0	0	0	0%
Total Revenues	17,367	13,429	538	538	0	-100%
Expenditures:						
Services & Supplies	16,652	20,068	14	14	0	-100%
Transfer Out – Recreation Fund	7,700	7,700	45,397	45,397	0	-100%
Internal Services	14,318	1,300	342	342	0	-100%
Total Expenditures	38,670	29,068	45,753	45,753	0	-100%
Ending Balance, June 30	\$60,854	\$45,215	\$0	\$0	\$0	

ANTIOCH 2025-26 OPERATING BUDGET

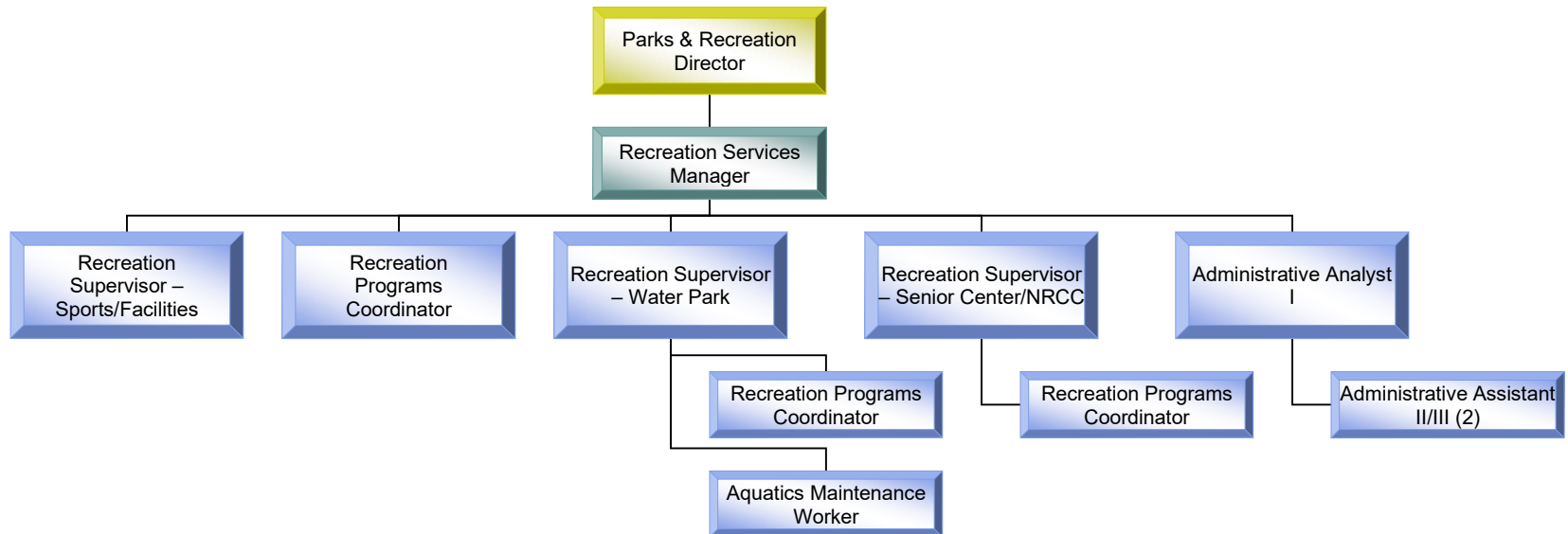
SPECIAL REVENUE FUNDS

RECREATION SERVICES FUND (219)

Recreation Services unifies and strengthens the community by creating experiences that inspire life-long learning. Programs focus on youth and family enrichment, early childhood learning, healthy lifestyles, sports and fitness, and services for older adults. The department maintains a variety of facilities and spaces that are safe, clean and green. These well-maintained facilities host city programs; they are also available for reservation by residents. Recreation Services collaborates with community organizations to create a sense of place and host civic events, and promotes environmental stewardship and fostering human development.

The Department is a leader in creating a community that is highly desirable within the region. A Parks and Recreation Director provides department management and leadership, while eleven full-time (11 FTE) staff are supported by seasonal and temporary employees to engage the community and carry out the goals, tasks and activities that result in high quality programs and services. A seven-member Parks and Recreation Commission is appointed by the City Council to represent the community, provide input to City staff on various projects, and advise the City Council on strategic initiatives.

Recreation Services ensures that all residents have access to the benefits of local parks and recreation: programs, facilities, places and spaces that make their lives and communities great.



ANTIOCH
2025-26 OPERATING BUDGET

SPECIAL REVENUE FUNDS

RECREATION SERVICES FUND (219) (Continued)

RECREATION SERVICES (FUND 219)						
Statement of Revenues, Expenditures and Change in Fund Balance						
	2022-23	2023-24	2024-25	2024-25	2025-26	%
	Actual	Actual	Budget	Revised	Proposed	Change
Beginning Balance, July 1	\$999,175	\$1,441,633	\$1,426,566	\$1,426,566	\$1,284,453	
Revenue Source:						
Investment Income	8,745	13,947	3,000	10,347	2,040	-80%
Revenue from Other Agencies	0	9,765	0	0	0	0%
Current Service Charges	2,022,742	2,021,601	2,410,891	2,389,637	2,472,196	3%
Other	7,216	4,310	7,000	7,200	35,000	386%
Transfer in from Prewett CIP	929	944	0	0	0	0%
Transfer in from General Fund	4,110,254	4,440,590	4,551,780	4,674,811	4,849,240	4%
Transfer in from Senior Bus Fund	7,700	7,700	45,397	45,397	0	-100%
Transfer in from Child Care Fund	70,000	80,000	80,000	80,000	175,000	119%
Total Revenue	6,227,586	6,578,857	7,098,068	7,207,392	7,533,476	5%
Expenditures:						
Personnel	3,334,221	3,942,608	4,178,306	4,257,150	4,498,780	6%
Services & Supplies	2,168,550	2,641,857	3,068,911	2,910,513	3,184,525	9%
Capital Expense	282,357	9,459	181,842	181,842	0	-100%
Total Expenditures	5,785,128	6,593,924	7,429,059	7,349,505	7,683,305	5%
Ending Balance, June 30*	\$1,441,633	\$1,426,566	\$1,095,575	\$1,284,453	\$1,134,624	

*The ending balance in the fund is committed to youth programs/services, sports field, turf field and memorial field maintenance.

ANTIOCH
2025-26 OPERATING BUDGET

SPECIAL REVENUE FUNDS

RECREATION SERVICES FUND (219) (Continued)

RECREATION SERVICES STAFFING SUMMARY		
	Funded 2024-25	Funded 2025-26
Funded FTE's:		
Nick Rodriguez Community Center (NRCC)/Senior Center	2.00	2.00
Sports	1.00	1.00
Community Recreation	6.00	6.00
Water Park Operations	3.00	3.00
Total Recreation Funded FTE's	12.00	12.00

ANTIOCH

2025-26 OPERATING BUDGET

SPECIAL REVENUE FUNDS

RECREATION SERVICES FUND (219) (Continued)

NICK RODRIGUEZ COMMUNITY CENTER/ANTIOCH SENIOR CENTER (219-4410)

The Nick Rodriguez Community Center is located in the Historic Downtown District of Antioch. It is a popular facility for casual events that are provided by local organizations and individuals. A signature feature within the Community Center is the community theater. This quaint theater is the primary home for youth and children theater companies; it seats two hundred people and is an excellent venue for youth productions that build self-esteem and confidence. Throughout the Center, the multi-use room, arts & crafts room, conference room and physical fitness room provide an excellent venue for classes and meetings. The Antioch Senior Center is a vibrant hub for the senior community, offering a variety of programs and resources to enhance the quality of life for older adults. The center provides a popular lunch program, engaging activities, informative workshops, and exciting events for seniors to enjoy and socialize.

2024-2025 Accomplishments:

- Contracted Intentions Acting Studio to offer acting classes and shows.
- Established partnership with Antioch Friends of Seniors No-Profit group to support Senior Center.
- Senior Center membership has grown to over 1,000 members.
- Established new programs/classes such as beginner Spanish, Pickleball, Ballet Folklorico, Men's & Women's friendship circles, Drop-in Bocce Ball,
- Established new events Senior Fashion show, Senior Gift A Senior, Echoes of Hawaii Hula Performance, New Years Eve Event.
- Open new drop-in computer lab for the Senior Center.
- Collaboration with Senior Food Bank and Loaves and Fishes.

2026 & 2027 Objectives:

- Apply for grants funding for operations of the Senior Center and Nick Rodriguez Community Center.
- Collaborate with the Antioch Friends of Seniors on future programs, events, and resources.
- Build the sponsorship program and attract new sponsorship opportunities.
- Continue to grow our social media & marketing program with our committee.
- Continue to revise and streamline the rental process for customers; benchmark the rental fees against similar community centers.
- Improve facility maintenance and upkeep, including standardizing and updating bathrooms.
- Revise Standard Operation Procedures of the facility.
- Partner with community theater production companies for productions.
- Improve staff in-service trainings to raise the level of standard for customer service.
- Complete upgrade for facility new roof and HVAC through state grant.
- Create and launch afternoon and evening senior programs and activities.

ANTIOCH
2025-26 OPERATING BUDGET

SPECIAL REVENUE FUNDS

RECREATION SERVICES FUND (219) (Continued)

NICK RODRIGUEZ COMMUNITY CENTER/ANTIOCH SENIOR CENTER (219-4410) (Continued)

NICK RODRIGUEZ COMMUNITY CENTER/ANTIOCH SENIOR CENTER (219-4410)						
	2022-23	2023-24	2024-25	2024-25	2025-26	%
	Actual	Actual	Budget	Revised	Proposed	Change
Source of Funds:						
Investment Income	2,254	7,950	3,000	9,832	2,000	-80%
Current Service Charges	107,315	142,872	165,750	123,750	131,750	6%
Revenue from Other Agencies	0	9,765	0	0	0	0%
Other	1,487	892	2,000	2,000	2,000	0%
Transfer in from Senior Bus Fund	7,700	7,700	45,397	45,397	0	-100%
Transfer in from General Fund	952,050	796,666	929,368	1,161,083	982,816	-15%
Total Source of Funds	1,070,806	965,845	1,145,515	1,342,062	1,118,566	-17%
Use of Funds:						
Personnel	356,182	459,663	625,944	668,701	698,625	4%
Services & Supplies	391,423	360,936	717,110	432,106	678,791	57%
Capital Expense	16,280	0	17,405	17,405	0	-100%
Total Expenditures	763,885	820,599	1,360,459	1,118,212	1,377,416	23%
Funded FTE'S	2.00	2.00	2.00	2.00	2.00	

ANTIOCH

2025-26 OPERATING BUDGET

SPECIAL REVENUE FUNDS

RECREATION SERVICES FUND (219) (Continued)

SPORTS PROGRAMS (219-4450)

Youth participation in sports and recreational programs plays a vital role in promoting physical health, social skills, and emotional development. With rising childhood obesity rates, encouraging physical activity and introducing healthy lifestyle habits are more important than ever. Engaging in sports and team-based activities also fosters a strong sense of community and civic connection among local families.

The Antioch Recreation Sports Division is committed to creating inclusive opportunities for children, emphasizing accessibility, skill development, sportsmanship, and—most importantly—fun in an active environment.

In addition to youth programming, the Sports Division oversees and maintains more than 35 facilities that are available for local user groups to rent for practices, games, and tournaments—offering even more ways for both youth and adults to stay active.

Adult sports and recreation programs provide valuable opportunities for residents to maintain a healthy lifestyle while benefiting from improved mental wellness, including reduced stress, depression, and social isolation. A well-rounded and accessible sports and recreation program enhances the overall quality of life in our community and adds lasting value to Antioch.

2024-2025 Accomplishments:

- Successfully completed the 2024 Junior Giants League which saw 521 participants.
- Successfully completed the 2025 winter season of Junior Warriors which saw 210 players ranging from kindergarten to 8th grade, and 18 volunteer coaches.
- New scoreboards were installed for all three baseball fields at Antioch Community Park and along with several other enhancements to the fields to create a more welcoming atmosphere for our user groups.
- Launched multiple new sports classes- Multi-sport Adventures for ages 4-6 years; Sluggers (baseball) classes for ages 5-13 years; Flag Football classes for ages 8-14 years.

2026 & 2027 Objectives:

- Maximize the usage at our local parks/fields for rental groups
- Launch MLS-GO in Spring 2026 (or another suitable time of year). This soccer league would help expand the variety of sports we can offer in the community.
- Offer a one-day clinic for each youth sports league that we offer. This would include basketball in the winter, baseball/softball in the spring and flag football in the summer/fall.
- Refurbish Memorial Field as a playable space and offer rentals for baseball and soccer at this location.
- Continue to grow summer sports camp; average 35 campers per week (45% increase from current weekly average).

ANTIOCH
2025-26 OPERATING BUDGET

SPECIAL REVENUE FUNDS

RECREATION SERVICES FUND (219) (Continued)

SPORTS PROGRAMS (219-4450) (Continued)

RECREATION SERVICES – SPORTS PROGRAMS (219-4450)						
	2022-23	2023-24	2024-25	2024-25	2025-26	%
	Actual	Actual	Budget	Revised	Proposed	Change
Source of Funds:						
Current Service Charges	443,290	480,943	458,100	467,596	501,566	7%
Other	-53	100	0	200	10,000	4900%
Transfer In – General Fund	75,676	85,159	165,854	177,863	174,110	-2%
Total Source of Funds	518,913	566,202	623,954	645,659	685,676	6%
Use of Funds:						
Personnel	350,788	374,659	426,910	427,868	463,565	8%
Services & Supplies	168,125	191,543	197,456	217,791	222,111	2%
Total Use of Funds	518,913	566,202	624,366	645,659	685,676	6%
Funded FTE'S	1.00	1.00	1.00	1.00	1.00	

ANTIOCH

2025-26 OPERATING BUDGET

SPECIAL REVENUE FUNDS

RECREATION SERVICES FUND (219) (Continued)

COMMUNITY RECREATION (219-4495)

Community Recreation is a broad-based component of the department that provides programs and services to support a safe, stimulating and diverse community. Introductory and intermediate level program experiences are planned and delivered for young children, school-age and teens, adults, and families. Residents are encouraged to explore special interests, gather with friends and family, and achieve a healthy lifestyle. Programs and services meet the needs of the community and provide a nurturing environment to address trends and ideas.

Managing and operating the Antioch Community Center is achieved through the community recreation unit. The Community Center hosts numerous programs and events and provides space for partners such as the Antioch Library. It is admired by residents and well-liked for reservable uses such as weddings, church services and family celebrations.

2024-2025 Accomplishments:

- **Expanded Community Events:** Hosted over 20 family-friendly events—twice as many as the previous year. All events were free or low-cost to foster a sense of community. Highlights included Movie Night, Coastal Cleanup, Big Truck Day, Eggstravaganza & Rec Expo, MLK Day of Service, Fall-O-Ween, Market Saturday, and the July 4th Celebration.
- **Culturally Inclusive Programming:** Continued to grow cultural events that celebrate the diversity of our community, including Multicultural Day, Juneteenth, and Día de los Muertos.
- **Summer Concert Series Growth:** Expanded the Summer Concert Series with more performances and increased community attendance at both Prewett Community Park and Waldie Plaza, exceeding engagement levels from FY 2022–2023.
- **Facility Use and Rentals:** Increased weekday and evening facility rentals, demonstrating higher demand and community usage.
- **Citywide Recreation Guide:** Produced and distributed the Recreation Guide three times per year, mailed to all households in zip codes 94509, and 94531.
- **Enhanced Marketing and Outreach:** Strengthened outreach to existing participants through social media, flyers, business partnerships, banners, and targeted email campaigns. Utilized Constant Contact and Facebook Boost ads to promote events and registration opportunities.
- **Summer Camp Success:** Achieved a 26% increase in summer camp participation year-over-year, with over 60% of campers returning from previous years.
- **Expanded Camp Services:** Partnered to provide free summer lunches to all youth under 18, including both campers and the broader community.
- **Camp Enrichment:** Introduced special guests—naturalists, musicians, magicians—and local field trips to deepen campers' exposure to science, arts, and theater.
- **Revamped Teen Volunteer Program:** Reimagined the Junior Recreation Leader volunteer program with a stronger focus on mentorship, leadership training, and purposeful engagement.
- **Recreation-Led Classes:** Launched new staff-led programs like Cooking, Slime Labs, and Paint Nights, all of which received strong community support and attendance.

ANTIOCH

2025-26 OPERATING BUDGET

SPECIAL REVENUE FUNDS

RECREATION SERVICES FUND (219) (Continued)

COMMUNITY RECREATION (219-4495) (Continued)

2026 & 2027 Objectives:

- **Youth Program Expansion:** Continue to grow the quality, variety, and number of staff-led youth programs, while expanding offerings to new locations, including the Nick Rodriguez Community Center (NRCC).
- **Inclusive Special Events:** Build upon existing events to ensure they are welcoming, diverse, and accessible for all community members.
- **Sponsorship Development:** Strengthen the sponsorship program to support and sustain the growing number of community events.
- **Access Through Scholarships:** Maintain and grow scholarship opportunities to provide equitable access to programs for youth and adults.
- **Staff Development:** Invest in ongoing professional development and training for staff at all levels to support program quality and service excellence.
- **Revenue Growth:** Increase departmental revenue through expanded programming, grants, and strategic partnerships.
- **Marketing & Storytelling:** Deepen engagement with current participants through enhanced marketing, surveys, and use of platforms like ActiveNet and Constant Contact. Continue to tell the community's story by incorporating resident photos and testimonials that reflect belonging and unity.

COMMUNITY RECREATION (219-4495)						
	2022-23	2023-24	2024-25	2024-25	2025-26	%
	Actual	Actual	Budget	Revised	Proposed	Change
Source of Funds:						
Investment Income	6,491	5,997	0	515	40	0%
Current Service Charges	564,123	716,845	661,691	672,941	690,637	3%
Other	1,341	908	2,000	2,000	18,000	800%
Transfer In – General Fund	1,545,122	1,756,528	2,107,395	1,799,514	2,179,098	21%
Transfer In – Child Care Fund	35,000	40,944	40,000	40,000	87,500	119%
Total Source of Funds	2,152,077	2,521,222	2,811,086	2,514,970	2,975,275	18%
Use of Funds:						
Personnel	1,342,733	1,449,568	1,681,805	1,706,669	1,693,942	-1%
Services & Supplies	796,496	1,086,721	1,076,441	1,174,264	1,172,312	0%
Total Use of Funds	2,139,229	2,536,289	2,758,246	2,880,933	2,866,254	-1%
Funded FTE'S	6.00	6.00	6.00	6.00	6.00	

ANTIOCH

2025-26 OPERATING BUDGET

SPECIAL REVENUE FUNDS

RECREATION SERVICES FUND (219) (Continued)

WATER PARK OPERATIONS (219-4630)

The Antioch Water Park serves as a hub for Antioch residents of all ages to relax, recreate, stay active, pursue personal fitness, learn new skills and make memories. The Community Aquatics Program offers *Learn To Swim* classes for youth and adults including group classes, private instruction and parent/me lessons. The park is open for general admission Memorial Day through Labor Day, providing local recreation opportunities to residents and families. Water attractions include five water slides, five pools, a splash & spray ground and are designed to serve an array of ages and swim abilities. The lap and sport pools along with the Rattler's Run and Canyon Cooler slides serve more experienced swimmers. The Tad Pool, Otter & Humphrey's Slides and Cattail Harbor accommodate younger guests and less experienced swimmers. Recreation staff also provide trainings for individuals to develop their aquatic knowledge and skill set to get certified in a variety of roles including lifeguard, swim instructor, junior lifeguard and lifeguard instructor. The Multi-Use room is utilized by community members for private events, meetings and serves as a venue for year-round classes.

2024-2025 Accomplishments:

- General admission remained steady with over 40,000 guests visiting the park each year.
- Season Pass Memberships continue to be popular with over 500 being purchased in 2024.
- Our swim lesson program has grown from 641 participants in 2023 to 1,068 participants in 2024.
- New theme nights were added to the Water Park After Dark special event series, which ended in 2024.
- Continued to improve our special events including Eggstravaganza and Fallween, both exceeding 600 guests in 2024.
- Completed roof replacement and fence line replacement and upgrade.
- Progress was made in the locker rooms with new counter tops. The back bathrooms were completely remodeled.
- Cattail Harbor Spray Park was completely overhauled and is fully functional for summer 2025.
- Replaced nine sets of stairs throughout the park to improve safety.
- Tad Pool was replastered and retiled.
- Resurfaced, repaired and repainted Boulder Cove slides.
- Break room (including managers office) remodel.
- Upgrades made to Gator Grill concession area include new ice machine, lighting upgrades and Coca Cola implementation.
- Installed dumpster enclosures and three sort trash bins throughout the park.

2026 & 2027 Objectives:

- Complete siding replacement project.
- Upgrade mechanical rooms and equipment to more efficient methods.
- Complete locker room update project (replace bathroom stall partitions, fully functioning shower stalls).
- Replace Prewett Peak and install new water slides.
- Resurface Boulder and Lap Pools.

ANTIOCH
2025-26 OPERATING BUDGET

SPECIAL REVENUE FUNDS

RECREATION SERVICES FUND (219) (Continued)

WATER PARK OPERATIONS (219-4630) (Continued)

2026 & 2027 Objectives (Cont.):

- Repair Sport Pool and replace surrounding deck areas.
- Continue resurfacing and maintenance on old deck texture areas to match new areas.
- Renovation to Spray Park surrounding areas.
- Develop and implement aquatic therapy programs for our community.
- Improve and expand on Multi Use room and rentals/programs that utilize it.
- Implement online ordering system for Gator Grill concessions.
- Form partnership with Antioch Unified School District to expand aquatics programs throughout Antioch.
- Work with Special Olympics Northern California to bring aquatic programs to their athletes.
- Invest in pool covers to increase efficiency and effectiveness of pool equipment.
- Continue meeting State of California and Contra Costa County requirements and regulations for operations.
- Provide programs, classes and activities based on industry trends and community needs.
- Evaluate current programs for quality experience, attendance, and fee structures.

WATER PARK OPERATIONS (219-4630)						
	2022-23	2023-24	2024-25	2024-25	2025-26	%
	Actual	Actual	Budget	Revised	Proposed	Change
Source of Funds:						
Current Service Charges	908,014	680,941	1,125,350	1,125,350	1,148,243	2%
Other	4,441	2,410	3,000	3,000	5,000	67%
Transfer In – Gen Fund/Child Care Fund	1,573,335	1,842,237	1,389,163	1,576,351	1,600,716	2%
Total Source of Funds	2,485,790	2,525,588	2,517,513	2,704,701	2,753,959	2%
Use of Funds:						
Personnel	1,241,717	1,513,472	1,443,647	1,453,912	1,642,648	13%
Services & Supplies	836,825	1,011,061	1,077,904	1,086,352	1,111,311	2%
Capital Expense	241,758	1,055	164,437	164,437	0	-100%
Total Use of Funds	2,320,300	2,525,588	2,685,988	2,704,701	2,753,959	2%
Funded FTE'S	3.00	3.00	3.00	3.00	3.00	

ANTIOCH
2025-26 OPERATING BUDGET

SPECIAL REVENUE FUNDS

TRAFFIC SIGNAL FUND (220)

This fund accounts for traffic signal fees collected from developers to fund off-site traffic signals.

TRAFFIC SIGNAL FUND (FUND 220)						
Statement of Revenues, Expenditures and Change in Fund Balance						
	2022-23	2023-24	2024-25	2024-25	2025-26	%
	Actual	Actual	Budget	Revised	Proposed	Change
Beginning Balance, July 1	\$668,986	\$659,985	\$816,399	\$816,399	\$450,647	
Revenue Source:						
Investment Income	12,809	26,115	5,500	30,000	13,000	-57%
Revenue from Other Agencies	0	0	2,520,540	0	3,348,540	100%
Current Service Charges	79,584	132,141	119,000	80,000	119,000	49%
Total Revenue	92,393	158,256	2,645,040	110,000	3,480,540	3064%
Expenditures:						
Services & Supplies	1,310	912	1,007	1,007	1,000	-1%
Signals/Various Locations	99,966	819	3,265,189	474,589	3,640,540	667%
Internal Services	118	111	111	156	200	28%
Total Expenditures	101,394	1,842	3,266,307	475,752	3,641,740	665%
Ending Balance, June 30	\$659,985	\$816,399	\$195,132	\$450,647	\$289,447	

ANTIOCH
2025-26 OPERATING BUDGET

SPECIAL REVENUE FUNDS

ASSET FORFEITURE (221)

This fund accounts for monies seized during drug enforcement activities. Monies are held by the City until cases are settled by the courts. Monies are then either reverted to the City or returned to the rightful owner. Monies reverted to the City must be used for legitimate law enforcement purposes.

ASSET FORFEITURE (FUND 221)						
Statement of Revenues, Expenditures and Change in Fund Balance						
	2022-23	2023-24	2024-25	2024-25	2025-26	%
	Actual	Actual	Budget	Revised	Proposed	Change
Beginning Balance, July 1	\$108,949	\$124,917	\$152,350	\$152,350	\$49,796	
Revenue Source:						
Investment Income	13,172	29,146	3,000	30,000	32,000	7%
Asset Forfeiture	4,903	0	5,000	1,182	5,000	323%
Total Revenue	18,075	29,146	8,000	31,182	37,000	19%
Expenditures:						
Services & Supplies	1,526	980	133,300	132,800	1,000	-99%
Internal Services	581	733	733	936	1,407	50%
Total Expenditures	2,107	1,713	134,033	133,736	2,407	-98%
Ending Balance, June 30	\$124,917	\$152,350	\$26,317	\$49,796	\$84,389	

ANTIOCH
2025-26 OPERATING BUDGET

SPECIAL REVENUE FUNDS

MEASURE J GROWTH MANAGEMENT FUND (222)

Measure J revenue is derived from a voter-approved, one-half cent sales tax in Contra Costa County. The City receives allocations from the Contra Costa Transportation Authority (CCTA) to be used for transportation improvement and maintenance projects provided that the City complies with the Growth Management Program. Formally Measure C which expired March 30, 2009; voters approved Measure J which began April 1, 2009, to continue this measure.

MEASURE J GROWTH MANAGEMENT (FUND 222)						
Statement of Revenues, Expenditures and Change in Fund Balance						
	2022-23	2023-24	2024-25	2024-25	2025-26	%
	Actual	Actual	Budget	Revised	Proposed	Change
Beginning Balance, July 1	\$2,798,479	\$2,313,094	\$2,595,025	\$2,595,025	\$1,213,825	
Revenue Source:						
Investment Income	51,995	86,856	50,000	100,000	85,000	-15%
Revenue from Other Agencies	0	1,741,217	1,565,650	3,101,304	1,743,201	-44%
Total Revenue	51,995	1,828,073	1,615,650	3,201,304	1,828,201	-43%
Expenditures:						
Personnel	16,731	26,274	6,865	6,865	6,865	0%
Services & Supplies	111,936	421,069	237,405	460,538	193,500	-58%
Capital Projects	405,502	1,091,429	2,584,847	4,105,000	2,015,363	-51%
Transfer Out	0	0	1,200,000	0	0	0%
Internal Services	3,211	7,370	7,714	10,101	13,086	30%
Total Expenditures	537,380	1,546,142	4,036,831	4,582,504	2,228,814	-51%
Ending Balance, June 30	\$2,313,094	\$2,595,025	\$173,844	\$1,213,825	\$813,212	

ANTIOCH
2025-26 OPERATING BUDGET

SPECIAL REVENUE FUNDS

MEASURE J GROWTH MANAGEMENT FUND (222) (Continued)

The following is a list of budgeted capital projects:

Capital Projects	2024-25 Revised	2025-26 Proposed
Pavement Surface Treatments	\$10,000	\$1,400,000
Countywide Smart Signals	0	65,363
Sidewalk/Handicap/Pedestrian Improvements	485,000	0
L Street Improvements	2,669,000	0
Median Island Improvements	941,000	550,000
Total Capital Projects	\$4,105,000	\$2,015,363

ANTIOCH
2025-26 OPERATING BUDGET

SPECIAL REVENUE FUNDS

CHILD CARE FUND (223)

The Child Care Fund accounts for lease revenue received from the YWCA and City expenditures relating to the Mary Rocha Child Care Center at 931 Cavallo Road. In 1990 the City purchased a modular building for \$240,000 and made improvements in the amount of \$75,000 for a low income child care facility. The land and modular building of the center belong to the City.

CHILD CARE (FUND 223)						
Statement of Revenues, Expenditures and Change in Fund Balance						
	2022-23	2023-24	2024-25	2024-25	2025-26	%
	Actual	Actual	Budget	Revised	Proposed	Change
Beginning Balance, July 1	\$167,134	\$196,027	\$222,756	\$222,756	\$252,810	
Revenue Source:						
Investment Income	3,104	8,577	3,000	9,000	8,000	-11%
Current Service Charges	97,893	100,731	98,613	103,955	107,074	3%
Total Revenue	100,997	109,308	101,613	112,955	115,074	2%
Expenditures:						
Services & Supplies	2,026	2,441	2,844	2,717	2,950	9%
Transfers Out – Recreation	70,000	80,000	80,000	80,000	175,000	119%
Internal Services	78	138	138	184	257	40%
Total Expenditures	72,104	82,579	82,982	82,901	178,207	115%
Ending Balance, June 30	\$196,027	\$222,756	\$241,387	\$252,810	\$189,677	

ANTIOCH
2025-26 OPERATING BUDGET

SPECIAL REVENUE FUNDS

TIDELANDS FUND (225)

In 1990, the California State Legislature passed Assembly Bill 1900 that created tidelands entitlement areas. Funds are generated by payments from the lessees of the City's tidelands areas. This revenue is limited to improving accessibility and/or protection of the City's waterfront areas.

TIDELANDS (FUND 225)						
Statement of Revenues, Expenditures and Change in Fund Balance						
	2022-23	2023-24	2024-25	2024-25	2025-26	%
	Actual	Actual	Budget	Revised	Proposed	Change
Beginning Balance, July 1	\$125,430	\$134,359	\$146,871	\$146,871	\$159,790	
Revenue Source:						
Investment Income	2,016	5,119	2,000	5,500	3,000	-45%
Current Service Charges	7,420	7,584	8,428	7,738	7,801	1%
Total Revenue	9,436	12,703	10,428	13,238	10,801	-18%
Expenditures:						
Services & Supplies	258	177	250	300	75,250	24983%
Internal Services	249	14	14	19	24	26%
Total Expenditures	507	191	264	319	75,274	23497%
Ending Balance, June 30	\$134,359	\$146,871	\$157,035	\$159,790	\$95,317	

ANTIOCH
2025-26 OPERATING BUDGET

SPECIAL REVENUE FUNDS

SOLID WASTE REDUCTION FUND (226)

This fund has two programs operated by the Environmental Sustainability and Resilience Division of the Public Safety and Community Resources Department. Used Oil funds are used for the collection of oils and filters as part of the curbside recycling program and at the East County Household Hazardous Waste Collection Facility. The Solid Waste Reduction Program was established to help the City meet State mandates to divert waste from landfills through waste reduction, reuse and recycling.

SOLID WASTE (FUND 226)						
Statement of Revenues, Expenditures and Change in Fund Balance						
	2022-23	2023-24	2024-25	2024-25	2025-26	%
	Actual	Actual	Budget	Revised	Proposed	Change
Beginning Balance, July 1	\$218,826	\$261,552	\$379,421	\$379,421	\$334,902	
Revenue Source:						
Investment Income	9,022	18,014	1,000	30,000	20,000	-33%
Revenue from Other Agencies	206,594	45,173	211,788	214,134	164,000	-23%
Franchise Fees	160,000	320,000	320,000	320,000	400,000	25%
Other	31,961	36,599	23,000	23,000	0	-100%
Total Revenue	407,577	419,786	555,788	587,134	584,000	-1%
Expenditures:						
Personnel	156,888	165,208	263,831	263,831	272,395	3%
Services & Supplies	166,803	102,491	319,898	322,406	248,716	-23%
Internal Services	41,160	34,218	39,163	45,416	38,149	-16%
Total Expenditures	364,851	301,917	622,892	631,653	559,260	-11%
Ending Balance, June 30	\$261,552	\$379,421	\$312,317	\$334,902	\$359,642	
Funded FTE's				Funded	Funded	
Solid Waste Reduction				2024-25	2025-26	
				0.78	0.78	

ANTIOCH
2025-26 OPERATING BUDGET

SPECIAL REVENUE FUNDS

SOLID WASTE REDUCTION FUND (226) (Continued)

SOLID WASTE REDUCTION – USED OIL (226-5220)

The California Oil Recycling Enhancement Act of 1991 has placed a \$0.16 per gallon fee on motor oil sales for the purpose of funding programs encouraging the proper collection and disposal of used oil. One of the means used to achieve this is the Oil Payment Program (OPP) which is a noncompetitive grant essentially awarded to any community that will pledge to use it solely for used oil recycling activities. The City must apply for these funds on an annual basis. The money is used to fund collection of oil and filters at the East County Household Hazardous Waste Collection Facility and public outreach on the topic.

SOLID WASTE USED OIL (226-5220)						
	2022-23	2023-24	2024-25	2024-25	2025-26	%
	Actual	Actual	Budget	Revised	Proposed	Change
Source of Funds:						
Revenue from Other Agencies	17,613	15,987	14,000	16,346	14,000	-14%
Total Source of Funds	17,613	15,987	14,000	16,346	14,000	-14%
Use of Funds:						
Personnel	0	0	1,050	1,050	1,050	0%
Services & Supplies	14,564	14,830	18,200	19,005	13,000	-32%
Internal Services	1,774	2,689	2,931	3,641	2,804	-23%
Total Use of Funds	16,338	17,519	22,181	23,696	16,854	-29%

ANTIOCH

2025-26 OPERATING BUDGET

SPECIAL REVENUE FUNDS

SOLID WASTE REDUCTION FUND (226) (Continued)

SOLID WASTE REDUCTION (226-5225)

The Solid Waste Reduction Fund was originally created to address AB 939 which mandated cities to achieve waste diversion goals. The Solid Waste Disposal Measurement Act (SB1016) maintained the 50% diversion requirement in AB939 but changed compliance measurement to a disposal based system expressed as the 50% Equivalent Per Capita Disposal Target. The 50% reduction goal must be maintained indefinitely once it is reached and is calculated for Antioch at pounds per person per day cap of 4.2. As we move forward, the fund is used to achieve compliance with new state laws such as SB1826 (Mandatory Commercial Organics) and upcoming regulations of SB1383 (Short Lived Climate Pollutants).

2024-2025 Accomplishments:

- Launched Residential Organics Diversion Program, including the required route auditing.
- Provide assistance to multi-family properties on Organics program implementation and outreach to residents.
- Launched Resource Recovery Ambassador training program to create subject matter experts on the 3-sort program throughout the community.
- Coordinated with Code Enforcement to begin enforcement for organics diversion and food recovery as required by SB1383.

2026 & 2027 Objectives:

- Assist Tier 2 food generators in their food recovery efforts as mandated by SB1383 (beginning in FY2025).
- Continue to assistance to multi-family properties on Organics program implementation and outreach to residents.
- Create a staffing pool of Resource Recovery Ambassadors to assist with 3-sort program at city organized special events.

ANTIOCH
2025-26 OPERATING BUDGET

SPECIAL REVENUE FUNDS

SOLID WASTE REDUCTION FUND (226) (Continued)

SOLID WASTE REDUCTION (226-5225)						
	2022-23	2023-24	2024-25	2024-25	2025-26	%
	Actual	Actual	Budget	Revised	Proposed	Change
Source of Funds:						
Franchise Fees	160,000	320,000	320,000	320,000	400,000	25%
Investment Income	9,022	18,014	1,000	30,000	20,000	-33%
Revenue from Other Agencies	188,981	29,186	197,788	197,788	150,000	-24%
Other	31,961	36,599	23,000	23,000	0	-100%
Total Source of Funds	389,964	403,799	541,788	570,788	570,000	0%
Use of Funds:						
Personnel	156,888	165,208	262,781	262,781	271,345	3%
Services & Supplies	152,239	87,661	301,698	303,401	235,716	-22%
Internal Services	39,386	31,529	36,232	41,775	35,345	-15%
Total Use of Funds	348,513	284,398	600,711	607,957	542,406	-11%
Funded FTE'S	0.78	0.78	0.78	0.78	0.78	

ANTIOCH
2025-26 OPERATING BUDGET

SPECIAL REVENUE FUNDS

ABANDONED VEHICLE FUND (228)

This fund accounts for revenue from AB 4114, which charges a \$1.00 fee on the registration of all vehicles located in the City. The funds are received from the County and are used to remove abandoned vehicles from City streets.

ABANDONED VEHICLE (FUND 228)						
Statement of Revenues, Expenditures and Change in Fund Balance						
	2022-23	2023-24	2024-25	2024-25	2025-26	%
	Actual	Actual	Budget	Revised	Proposed	Change
Beginning Balance, July 1	\$670,113	\$787,671	\$882,907	\$882,907	\$979,222	
Investment Income	10,476	28,995	5,000	32,000	20,000	-38%
Revenue from Other Agencies	112,620	71,458	100,000	93,599	100,000	7%
Total Revenues	123,096	100,453	105,000	125,599	120,000	-4%
Expenditures:						
Personnel	55	838	22,096	22,096	22,096	0%
Services & Supplies	1,595	1,308	27,900	2,900	27,900	862%
Transfer Out – General Fund	0	0	0	0	300,000	100%
Internal Services	3,888	3,071	3,209	4,288	5,407	26%
Total Expenditures	5,538	5,217	53,205	29,284	355,403	1114%
Ending Balance, June 30	\$787,671	\$882,907	\$934,702	\$979,222	\$743,819	

ANTIOCH
2025-26 OPERATING BUDGET

SPECIAL REVENUE FUNDS

NATIONAL POLLUTANT DISCHARGE ELIMINATION (NPDES) FUND (229)

This fund was established to account for activities related to the National Pollutant Discharge Elimination System (NPDES). NPDES was mandated by the Clean Water Act of 1987 and to monitor and reduce storm water pollution. The program is administered in the State of California by the Water Quality Control Board and is funded by a parcel tax of \$25.00 per equivalent residential parcel.

NATIONAL POLLUTANT DISCHARGE ELIMINATION SERVICES (NPDES) (FUND 229)						
Statement of Revenues, Expenditures and Change in Fund Balance						
	2022-23	2023-24	2024-25	2024-25	2025-26	%
	Actual	Actual	Budget	Revised	Proposed	Change
Beginning Balance, July 1	\$1,819,181	\$3,990,402	\$3,639,999	\$3,639,999	\$2,634,553	
Revenue Source:						
Investment Income	4,548	138,306	5,000	120,000	60,000	-50%
Settlement Funds	2,616,081	0	0	0	0	0%
Assessment Fees	878,674	742,607	825,000	825,000	825,000	0%
Other	190	260	0	0	0	0%
Transfers In - SLLMD	70,000	70,000	70,000	70,000	70,000	0%
Total Revenues	3,569,493	951,173	900,000	1,015,000	955,000	-6%
Expenditures:						
Personnel	541,392	475,624	715,069	627,535	678,065	8%
Services & Supplies	537,374	437,303	1,085,291	889,804	763,404	-14%
Capital Projects	93	0	500,000	50,000	100,000	100%
Transfers Out – General Fund	229,331	243,158	260,323	260,323	263,549	1%
Internal Services	90,082	145,491	167,277	192,784	163,224	-15%
Total Expenditures	1,398,272	1,301,576	2,727,960	2,020,446	1,968,242	-3%
Ending Balance, June 30	\$3,990,402	\$3,639,999	\$1,812,039	\$2,634,553	\$1,621,311	
Funded FTE's:				Funded	Funded	
				2024-25	2025-26	
Channel Maintenance				4.24	4.24	

ANTIOCH
2025-26 OPERATING BUDGET

SPECIAL REVENUE FUNDS

NATIONAL POLLUTANT DISCHARGE ELIMINATION (NPDES) FUND (229) (Continued)

STORM DRAIN ADMINISTRATION (229-5230)

Storm Drain Administration accounts for the revenues and expenditures of monitoring and maintaining the program.

STORM DRAIN ADMINISTRATION (229-5230)						
	2022-23	2023-24	2024-25	2024-25	2025-26	%
	Actual	Actual	Budget	Revised	Proposed	Change
Source of Funds:						
Investment Income	4,548	138,306	5,000	120,000	60,000	-50%
Assessment Fees	878,674	742,607	825,000	825,000	825,000	0%
Total Source of Funds	883,222	880,913	830,000	945,000	885,000	-6%
Use of Funds:						
Services & Supplies	108,417	53,132	360,416	173,000	323,500	87%
Transfers Out – General Fund	150,000	150,000	150,000	150,000	150,000	0%
Internal Services	11,661	17,517	18,413	24,416	17,590	-28%
Total Use of Funds	270,078	220,649	528,829	347,416	491,090	41%

ANTIOCH
2025-26 OPERATING BUDGET

SPECIAL REVENUE FUNDS

NATIONAL POLLUTANT DISCHARGE ELIMINATION (NPDES) FUND (229) (Continued)

CHANNEL MAINTENANCE OPERATIONS (229-2585)

This activity is responsible for maintaining, in a safe and serviceable condition, all catch basins, storm channels, creeks, culverts and concrete lined “V” ditches in open space, that handle storm water run-off in the City of Antioch’s jurisdiction. Personnel assigned to this activity remove debris, illegally dumped trash, perform weed abatement activities including chemical vegetation control, stencil storm drain inlets, perform work associated with flooding, erosion control, channel beautification, arrange for and monitor contract maintenance work, interact with regulatory agencies responsible for protecting water quality and wildlife when performing required maintenance activities and developing projects which require permits from the Department of Fish and Game, the Central Valley Regional Water Quality Control Board, and the Army Corps of Engineers.

CHANNEL MAINTENANCE (229-2585)						
	2022-23	2023-24	2024-25	2024-25	2025-26	%
	Actual	Actual	Budget	Revised	Proposed	Change
Source of Funds:						
Settlement Funds	2,616,081	0	0	0	0	0%
Transfers In - SLLMD	70,000	70,000	70,000	70,000	70,000	0%
Other	190	260	0	0	0	0%
Total Source of Funds	2,686,271	70,260	70,000	70,000	70,000	0%
Use of Funds:						
Personnel	541,392	475,624	715,069	627,535	678,065	8%
Services & Supplies	428,957	384,171	724,875	716,804	439,904	-39%
Trash Capture Devices	93	0	500,000	50,000	100,000	100%
Transfers Out – General Fund	79,331	93,158	110,323	110,323	113,549	3%
Internal Services	78,421	127,974	148,864	168,368	145,634	-14%
Total Use of Funds	1,128,194	1,080,927	2,199,131	1,673,030	1,477,152	-12%
Funded FTE'S	4.24	4.24	4.24	4.24	4.24	

ANTIOCH
2025-26 OPERATING BUDGET

SPECIAL REVENUE FUNDS

SUPPLEMENTAL LAW ENFORCEMENT SERVICES FUND GRANT (SLESF) (232)

This fund accounts for the revenue dispersed by the State to local jurisdictions for the staffing of “front line” officers. This money is passed through the County.

SUPPLEMENTAL LAW ENFORCEMENT GRANT (FUND 232)						
Statement of Revenues, Expenditures and Change in Fund Balance						
	2022-23	2023-24	2024-25	2024-25	2025-26	%
	Actual	Actual	Budget	Revised	Proposed	Change
Beginning Balance, July 1	\$25,344	\$0	\$0	\$0	\$0	
Revenue Source:						
Investment Income	3,852	2,915	1,000	3,200	2,500	-22%
Revenue From Other Agencies	290,570	332,622	275,000	348,479	330,000	-5%
Total Revenue	294,422	335,537	276,000	351,679	332,500	-5%
Expenditures:						
Services & Supplies	230	126	60	125	125	0%
Transfer Out – General Fund	319,536	335,411	275,940	351,554	332,375	-5%
Total Expenditures	319,766	335,537	276,000	351,679	332,500	-5%
Ending Balance, June 30	\$0	\$0	\$0	\$0	\$0	

ANTIOCH
2025-26 OPERATING BUDGET

SPECIAL REVENUE FUNDS

BYRNE GRANT (233)

This fund accounts for public safety funding allocated under the Fiscal Year 1996 Omnibus Appropriations Act. Funds may be used for a wide variety of activities from increasing personnel and equipment resources for law enforcement to developing and supporting programs to enhance effective criminal justice processes.

BYRNE GRANT (FUND 233)						
Statement of Revenues, Expenditures and Change in Fund Balance						
	2022-23	2023-24	2024-25	2024-25	2025-26	%
	Actual	Actual	Budget	Revised	Proposed	Change
Beginning Balance, July 1	\$0	\$0	\$0	\$0	\$0	
Revenue Source:						
Revenue From Other Agencies	0	47,058	0	50,685	43,462	-14%
Total Revenue	0	47,058	0	50,685	43,462	-14%
Expenditures:						
Services & Supplies	0	2,353	0	2,535	2,535	0%
Transfer Out – General Fund	0	44,705	0	48,150	40,927	-15%
Total Expenditures	0	47,058	0	50,685	43,462	-14%
Ending Balance, June 30	\$0	\$0	\$0	\$0	\$0	

ANTIOCH
2025-26 OPERATING BUDGET

SPECIAL REVENUE FUNDS

CDBG REVOLVING LOAN FUND (236)

This fund was set up at the request of the U.S. Department of Housing and Urban Development's request that the City develop a Revolving Loan Fund for the Owner Occupied Housing Rehabilitation Program (also known as the Neighborhood Preservation Program). A majority of the ending balance in the fund is the balance of housing loans that have been given out by the City but not yet repaid.

COMMUNITY DEVELOPMENT BLOCK GRANT REVOLVING LOAN (FUND 236)						
Statement of Revenues, Expenditures and Change in Fund Balance						
	2022-23	2023-24	2024-25	2024-25	2025-26	%
	Actual	Actual	Budget	Revised	Proposed	Change
Beginning Balance, July 1	\$6,344,847	\$5,892,093	\$5,896,673	\$5,896,673	\$5,901,830	
Revenue Source:						
Investment Income	6,564	3,470	100	5,000	100	-98%
Other	48,606	1,110	0	3,627	0	-100%
Total Revenue	55,170	4,580	100	8,627	100	-99%
Expenditures:						
Services & Supplies	11,833	0	0	3,470	5,000	44%
Capital Outlay	496,091	0	0	0	0	0%
Total Expenditures	507,924	0	0	3,470	5,000	44%
Ending Balance, June 30*	\$5,892,093	\$5,896,673	\$5,896,773	\$5,901,830	\$5,896,930	

*NOTE: \$5.7M of ending balance represents loan receivable balances. Remaining funds represent program income (loan repayments).

ANTIOCH
2025-26 OPERATING BUDGET

SPECIAL REVENUE FUNDS

TRAFFIC SAFETY (237)

This fund accounts for fines and forfeitures received under Section 1463 of the Penal Code. Funds shall be used exclusively for official traffic control devices, the maintenance thereof, equipment and supplies for traffic law enforcement and traffic accident prevention.

TRAFFIC SAFETY (FUND 237)						
Statement of Revenues, Expenditures and Change in Fund Balance						
	2022-23	2023-24	2024-25	2024-25	2025-26	%
	Actual	Actual	Budget	Revised	Proposed	Change
Beginning Balance, July 1	\$41,060	\$23,042	\$12,782	\$12,782	\$13,574	
Revenue Source:						
Investment Income	652	972	500	850	850	0%
Vehicle Code Fines	101,382	69,956	110,000	48,000	75,000	56%
Total Revenue	102,034	70,928	110,500	48,850	75,850	55%
Expenditures:						
Services & Supplies	48	47	110	50	50	0%
Transfer Out – General Fund	120,000	81,135	110,000	48,000	75,000	56%
Internal Services	4	6	6	8	10	25%
Total Expenditures	120,052	81,188	110,116	48,058	75,060	56%
Ending Balance, June 30	\$23,042	\$12,782	\$13,166	\$13,574	\$14,364	

ANTIOCH
2025-26 OPERATING BUDGET

SPECIAL REVENUE FUNDS

PEG FRANCHISE FEE (238)

This fund accounts for a 1% fee collected from video franchises to support local Public, Educational and Governmental Programming (PEG).

PEG FRANCHISE FEE (FUND 238)						
Statement of Revenues, Expenditures and Change in Fund Balance						
	2022-23	2023-24	2024-25	2024-25	2025-26	%
	Actual	Actual	Budget	Revised	Proposed	Change
Beginning Balance, July 1	\$149,649	\$374,361	\$552,540	\$552,540	\$646,109	
Revenue Source:						
Investment Income	(90)	13,985	5,000	20,000	22,000	10%
Franchise Fees	236,253	217,568	255,000	182,000	185,640	2%
Total Revenue	236,163	231,553	260,000	202,000	207,640	3%
Expenditures:						
Services & Supplies	6,787	47,837	130,300	100,800	90,850	-10%
Internal Services	4,664	5,537	5,744	7,631	9,885	30%
Total Expenditures	11,451	53,374	136,044	108,431	100,735	-7%
Ending Balance, June 30	\$374,361	\$552,540	\$676,496	\$646,109	\$753,014	

ANTIOCH
2025-26 OPERATING BUDGET

SPECIAL REVENUE FUNDS

STREET IMPACT FUND (241)

This fund accounts for the street impact fee portion of the garbage franchise agreement approved on August 9, 2005. These funds are earmarked for road repair work.

STREET IMPACT FUND (FUND 241)						
Statement of Revenues, Expenditures and Change in Fund Balance						
	2022-23	2023-24	2024-25	2024-25	2025-26	%
	Actual	Actual	Budget	Revised	Proposed	Change
Beginning Balance, July 1	\$560,601	\$582,653	\$449,959	\$449,959	\$303,568	
Revenue Source:						
Investment Income	10,200	27,757	10,000	30,000	32,000	7%
Franchise Fees	1,907,054	1,738,984	1,940,900	1,750,000	1,785,000	2%
Total Revenue	1,917,254	1,766,741	1,950,900	1,780,000	1,817,000	2%
Expenditures:						
Services & Supplies	1,274	1,235	1,200	1,300	1,500	15%
Transfer Out – General Fund	1,893,893	1,898,135	1,925,000	1,925,000	1,650,000	-14%
Internal Services	35	65	65	91	115	26%
Total Expenditures	1,895,202	1,899,435	1,926,265	1,926,391	1,651,615	-14%
Ending Balance, June 30	\$582,653	\$449,959	\$474,594	\$303,568	\$468,953	

ANTIOCH
2025-26 OPERATING BUDGET

SPECIAL REVENUE FUNDS

SB1186 DISABILITY ACCESS (242)

This fund accounts for a \$4 state fee collected with new or renewed business licenses for the purposes of increasing disability access and compliance with construction-related accessibility requirements.

SB1186 DISABILITY ACCESS (FUND 242)						
Statement of Revenues, Expenditures and Change in Fund Balance						
	2022-23	2023-24	2024-25	2024-25	2025-26	%
	Actual	Actual	Budget	Revised	Proposed	Change
Beginning Balance, July 1	\$125,219	\$162,535	\$205,324	\$205,324	\$240,016	
Revenue Source:						
Investment Income	1,743	6,363	500	8,000	8,000	0%
Charges for Services	35,852	36,659	32,600	37,000	37,000	0%
Total Revenue	37,595	43,022	33,100	45,000	45,000	0%
Expenditures:						
Services & Supplies	279	227	10,225	10,300	10,300	0%
Internal Services	0	6	6	8	10	25%
Total Expenditures	279	233	10,231	10,308	10,310	0%
Ending Balance, June 30	\$162,535	\$205,324	\$228,193	\$240,016	\$274,706	

ANTIOCH
2025-26 OPERATING BUDGET

SPECIAL REVENUE FUNDS

ADU ACCELERATOR PROGRAM (243)

This fund accounts monies the City received to establish a rebate/incentive program within the City for Accessory Dwelling Unit (ADU) building permits. Funds will be used (1) to provide rebates to applicants/homeowners that construct an ADU upon finalization of the building permit; and (2) for the City to hire designers to draw up ADU architecture/construction plans that applicants can use for their ADU projects.

ADU ACCELERATOR PROGRAM (FUND 243)						
Statement of Revenues, Expenditures and Change in Fund Balance						
	2022-23	2023-24	2024-25	2024-25	2025-26	%
	Actual	Actual	Budget	Revised	Proposed	Change
Beginning Balance, July 1	\$0	\$0	\$0	\$0	\$3,200	
Revenue Source:						
Investment Income	0	0	0	3,500	0	-100%
Revenue from other Agencies	0	0	0	266,229	0	-100%
Total Revenue	0	0	0	269,729	0	-100%
Expenditures:						
Services & Supplies	0	0	0	266,529	3,200	-99%
Total Expenditures	0	0	0	266,529	3,200	-99%
Ending Balance, June 30	\$0	\$0	\$0	\$3,200	\$0	

ANTIOCH
2025-26 OPERATING BUDGET

SPECIAL REVENUE FUNDS

STREET LIGHT AND LANDSCAPE MAINTENANCE DISTRICT FUNDS

These funds were established to account for revenue and related expenditures of lighting and landscape activities in areas throughout the City. Each district provides a variety of services to maintain landscaped and non landscaped areas, including minor medians, open space, cul-de-sacs, trails, right-of-ways, and neighborhood landscaping.

LONE TREE WAY MAINTENANCE DISTRICT FUND (251)

This fund consists of four maintenance zones, providing a variety of services to maintain landscaped and non-landscaped areas, including minor medians, open space, cul-de-sacs, trails, right-of-ways, and neighborhood landscaping.

LONE TREE MAINTENANCE DISTRICT (FUND 251)						
Statement of Revenues, Expenditures and Change in Fund Balance						
	2022-23	2023-24	2024-25	2024-25	2025-26	%
	Actual	Actual	Budget	Revised	Proposed	Change
Beginning Balance, July 1	\$429,864	\$542,624	\$764,958	\$764,958	\$178,676	
Revenue Source:						
Investment Income	7,537	18,644	500	19,000	3,500	-82%
Assessments	640,183	669,491	640,181	656,729	656,729	0%
Transfer In – General Fund	240,000	441,000	380,000	380,000	370,000	0%
Total Revenue	887,720	1,129,135	1,020,681	1,055,729	1,030,229	-2%
Expenditures:						
Personnel	124,429	129,022	163,824	163,811	181,118	11%
Services & Supplies	443,539	507,026	1,039,413	1,039,179	487,140	-53%
Transfers Out	161,802	204,537	341,880	350,084	277,385	-21%
Internal Services	45,190	66,216	73,371	88,937	121,327	36%
Total Expenditures	774,960	906,801	1,618,488	1,642,011	1,066,970	-35%
Ending Balance, June 30	\$542,624	\$764,958	\$167,151	\$178,676	\$141,935	

ANTIOCH
2025-26 OPERATING BUDGET

SPECIAL REVENUE FUNDS

LONE TREE WAY MAINTENANCE DISTRICT FUND (251) (Continued)

LONE TREE WAY MAINTENANCE DISTRICT STAFFING SUMMARY			
Funded FTE's:		Funded 2024-25	Funded 2025-26
Zone 1		0.1370	0.1370
Zone 2		0.5385	0.5385
Zone 3		0.4820	0.4820
Zone 4		0.0250	0.0250
Total Funded FTE's		1.1825	1.1825

LONE TREE MAINTENANCE DISTRICT - ZONE 1 (251-4511)						
	2022-23 Actual	2023-24 Actual	2024-25 Budget	2024-25 Revised	2025-26 Proposed	% Change
Source of Funds:						
Investment Income	7,537	18,644	500	19,000	3,500	-82%
Assessment Fees	148,750	155,559	148,749	149,032	149,032	0%
Total Source of Funds	156,287	174,203	149,249	168,032	152,532	-9%
Use of Funds:						
Personnel	19,716	16,877	20,615	24,603	26,152	6%
Services & Supplies	91,426	83,424	162,671	162,589	98,778	-39%
Transfers Out	16,302	21,254	37,165	38,116	29,694	-22%
Internal Services	10,114	13,484	14,520	18,233	24,386	34%
Total Use of Funds	137,558	135,039	234,971	243,541	179,010	-26%
Funded FTE'S	0.1370	0.1370	0.1370	0.1370	0.1370	

ANTIOCH
2025-26 OPERATING BUDGET

SPECIAL REVENUE FUNDS

LONE TREE WAY MAINTENANCE DISTRICT FUND (251) (Continued)

LONE TREE MAINTENANCE DISTRICT – ZONE 2 (251-4512)						
	2022-23	2023-24	2024-25	2024-25	2025-26	%
	Actual	Actual	Budget	Revised	Proposed	Change
Source of Funds:						
Assessment Fees	198,161	207,233	198,160	198,537	198,537	0%
Transfer In – General Fund	150,000	251,000	229,000	229,000	200,000	-13%
Total Source of Funds	348,161	458,233	427,160	427,537	398,537	-7%
Use of Funds:						
Personnel	55,823	57,790	70,733	69,531	78,109	12%
Services & Supplies	164,574	208,537	396,132	396,023	175,415	-56%
Transfers Out	64,078	83,539	146,084	149,820	116,713	-22%
Internal Services	16,908	26,479	29,798	35,373	48,912	38%
Total Use of Funds	301,383	376,345	642,747	650,747	419,149	-36%
Funded FTE'S	0.5385	0.5385	0.5385	0.5385	0.5385	

ANTIOCH
2025-26 OPERATING BUDGET

SPECIAL REVENUE FUNDS

LONE TREE WAY MAINTENANCE DISTRICT FUND (251) (Continued)

LONE TREE MAINTENANCE DISTRICT - ZONE 3 (251-4513)						
	2022-23	2023-24	2024-25	2024-25	2025-26	%
	Actual	Actual	Budget	Revised	Proposed	Change
Source of Funds:						
Assessment Fees	216,761	226,686	216,762	217,173	217,173	0%
Transfer In – General Fund	90,000	190,000	151,000	151,000	170,000	13%
Total Source of Funds	306,761	416,686	367,762	368,173	387,173	5%
Use of Funds:						
Personnel	45,375	49,260	66,417	63,818	70,614	11%
Services & Supplies	148,166	171,385	395,448	395,328	166,947	-58%
Transfers Out	57,355	74,774	130,756	134,100	104,467	-22%
Internal Services	14,273	20,307	22,727	27,231	37,398	37%
Total Use of Funds	265,169	315,726	615,348	620,477	379,426	-39%
Funded FTE'S	0.4820	0.4820	0.4820	0.4820	0.4820	

ANTIOCH
2025-26 OPERATING BUDGET

SPECIAL REVENUE FUNDS

LONE TREE WAY MAINTENANCE DISTRICT FUND (251) (Continued)

LONE TREE MAINTENANCE DISTRICT - ZONE 4 (251-4514)						
	2022-23	2023-24	2024-25	2024-25	2025-26	%
	Actual	Actual	Budget	Revised	Proposed	Change
Source of Funds:						
Assessment Fees	76,511	80,013	76,510	91,987	91,987	0%
Total Source of Funds	76,511	80,013	76,510	91,987	91,987	0%
Use of Funds:						
Personnel	3,515	5,095	6,059	5,859	6,243	7%
Services & Supplies	39,373	43,680	85,162	85,239	46,000	-46%
Transfers Out	24,067	24,970	27,875	28,048	26,511	-5%
Internal Services	3,895	5,946	6,326	8,100	10,631	31%
Total Use of Funds	70,850	79,691	125,422	127,246	89,385	-30%
Funded FTE'S	0.025	0.025	0.025	0.025	0.025	

ANTIOCH
2025-26 OPERATING BUDGET

SPECIAL REVENUE FUNDS

DOWNTOWN MAINTENANCE DISTRICT FUND (252)

The Downtown Maintenance District provides a variety of services to maintain landscaped and non-landscaped areas, including minor medians, fishing pier, trails, right-of-ways, flowerbeds and parking lots; assists in community events as needed including 4th of July, street fairs, and banner installations.

DOWNTOWN MAINTENANCE DISTRICT (FUND 252)						
Statement of Revenues, Expenditures and Change in Fund Balance						
	2022-23	2023-24	2024-25	2024-25	2025-26	%
	Actual	Actual	Budget	Revised	Proposed	Change
Beginning Balance, July 1	\$115,725	\$196,693	\$269,723	\$269,723	\$140,316	
Revenue Source:						
Investment Income	548	2,644	50	8,000	2,500	-69%
Transfers In	235,458	235,458	235,458	235,458	175,000	-26%
Total Revenue	236,006	238,102	235,508	243,458	177,500	-27%
Expenditures:						
Personnel	88,723	76,796	113,122	103,813	114,206	10%
Services & Supplies	44,077	43,685	210,202	210,352	48,308	-77%
Transfer Out	2,380	3,102	5,425	5,564	4,334	-22%
Internal Services	19,858	41,489	50,451	53,136	80,678	52%
Total Expenditures	155,038	165,072	379,200	372,865	247,526	-34%
Ending Balance, June 30	\$196,693	\$269,723	\$126,031	\$140,316	\$70,290	
				Funded	Funded	
				2024-25	2025-26	
Funded FTE's:				0.686	0.686	

ANTIOCH
2025-26 OPERATING BUDGET

SPECIAL REVENUE FUNDS

ALMONDRIDGE MAINTENANCE DISTRICT FUND (253)

Almondridge Maintenance District Provides a variety of services to maintain landscaped and non-landscaped areas, including minor medians, open space, cul-de-sacs, trails, right-of-ways, and neighborhood landscaping.

ALMONDRIDGE MAINTENANCE DISTRICT (FUND 253)						
Statement of Revenues, Expenditures and Change in Fund Balance						
	2022-23	2023-24	2024-25	2024-25	2025-26	%
	Actual	Actual	Budget	Revised	Proposed	Change
Beginning Balance, July 1	\$71,344	\$70,258	\$79,050	\$79,050	\$59,709	
Revenue Source:						
Investment Income	2,610	3,287	500	2,500	2,500	0%
Assessment Fees	102,436	107,126	102,436	109,682	109,682	0%
Total Revenue	105,046	110,413	102,936	112,182	112,182	0%
Expenditures:						
Personnel	3,514	5,095	6,062	6,022	6,360	6%
Services & Supplies	41,580	33,040	57,279	57,254	50,062	-13%
Transfer Out	57,975	58,878	61,783	61,956	60,419	-2%
Internal Services	3,063	4,608	4,919	6,291	8,244	31%
Total Expenditures	106,132	101,621	130,043	131,523	125,085	-5%
Ending Balance, June 30	\$70,258	\$79,050	\$51,943	\$59,709	\$46,806	
				Funded	Funded	
				2024-25	2025-26	
Funded FTE's:				0.025	0.025	

ANTIOCH
2025-26 OPERATING BUDGET

SPECIAL REVENUE FUNDS

HILLCREST MAINTENANCE DISTRICT FUND (254)

Hillcrest Maintenance District consists of four maintenance zones, providing services to maintain landscaped and non-landscaped areas, including minor medians, open space, cul-de-sacs, trails, right-of-ways, and neighborhood landscaping.

HILLCREST MAINTENANCE DISTRICT (FUND 254)						
Statement of Revenues, Expenditures and Change in Fund Balance						
	2022-23	2023-24	2024-25	2024-25	2025-26	%
	Actual	Actual	Budget	Revised	Proposed	Change
Beginning Balance, July 1	\$826,329	\$963,839	\$1,050,641	\$1,050,641	\$136,749	
Revenue Source:						
Investment Income	15,654	36,501	1,000	32,000	15,000	-53%
Assessment Fees	828,284	866,205	828,283	829,887	829,887	0%
Transfer In – General Fund	217,000	274,000	564,000	629,000	400,000	-36%
Total Revenue	1,060,938	1,176,706	1,393,283	1,490,887	1,244,887	-17%
Use of Funds:						
Personnel	151,171	175,179	216,869	272,297	232,488	-15%
Services & Supplies	531,272	560,540	1,547,632	1,547,176	518,226	-67%
Transfers Out	183,844	239,678	419,122	429,841	334,858	-22%
Internal Services	57,141	114,507	125,180	155,465	207,159	33%
Total Use of Funds	923,428	1,089,904	2,308,803	2,404,779	1,292,731	-46%
Ending Balance, June 30	\$963,839	\$1,050,641	\$135,121	\$136,749	\$88,905	
Funded FTE'S:				Funded	Funded	
				2024-25	2025-26	
Zone 1				0.6225	0.6225	
Zone 2				0.4225	0.4225	
Zone 4				0.5000	0.5000	
Total Funded FTE's:				1.5450	1.5450	

ANTIOCH
2025-26 OPERATING BUDGET

SPECIAL REVENUE FUNDS

HILLCREST MAINTENANCE DISTRICT FUND (254) (Continued)

HILLCREST MAINTENANCE DISTRICT, ZONE 1 (254-4541)						
	2022-23 Actual	2023-24 Actual	2024-25 Budget	2024-25 Revised	2025-26 Proposed	% Change
Source of Funds:						
Investment Income	15,654	36,501	1,000	32,000	15,000	-53%
Assessment Fees	276,456	289,113	276,456	276,981	276,981	0%
Transfer In – General Fund	82,000	117,000	202,000	202,000	140,000	-31%
Total Source of Funds	374,110	442,614	479,456	510,981	431,981	-15%
Use of Funds:						
Personnel	65,581	71,322	86,654	86,366	94,866	10%
Services & Supplies	180,412	170,353	381,539	381,386	175,463	-54%
Transfers Out	74,073	96,569	168,870	173,188	134,918	-22%
Internal Services	22,116	31,769	35,606	42,481	58,559	38%
Total Use of Funds	342,182	370,013	672,669	683,421	463,806	-32%
Funded FTE's	0.6225	0.6225	0.6225	0.6225	0.6225	

ANTIOCH
2025-26 OPERATING BUDGET

SPECIAL REVENUE FUNDS

HILLCREST MAINTENANCE DISTRICT FUND (254) (Continued)

HILLCREST MAINTENANCE DISTRICT ZONE 2 (254-4542)						
	2022-23	2023-24	2024-25	2024-25	2025-26	%
	Actual	Actual	Budget	Revised	Proposed	Change
Source of Funds:						
Assessment Fees	365,066	381,779	365,065	365,759	365,759	0%
Transfer In – General Fund	0	22,000	92,000	157,000	85,000	-46%
Total Source of Funds	365,066	403,779	457,065	522,759	450,759	-14%
Use of Funds:						
Personnel	41,187	53,264	58,711	117,258	63,043	-46%
Services & Supplies	186,998	205,375	870,931	870,730	186,955	-79%
Transfers Out	50,274	65,543	114,614	117,545	91,571	-22%
Internal Services	18,884	61,414	65,900	84,433	109,419	30%
Total Use of Funds	297,343	385,596	1,110,156	1,189,966	450,988	-62%
Funded FTE's	0.4225	0.4225	0.4225	0.4225	0.4225	

ANTIOCH
2025-26 OPERATING BUDGET

SPECIAL REVENUE FUNDS

HILLCREST MAINTENANCE DISTRICT FUND (254) (Continued)

HILLCREST MAINTENANCE DISTRICT, ZONE 4 (254-4544)						
	2022-23 Actual	2023-24 Actual	2024-25 Budget	2024-25 Revised	2025-26 Proposed	% Change
Revenue Source:						
Assessment Fees	186,762	195,313	186,762	187,147	187,147	0%
Transfer In – General Fund	135,000	135,000	270,000	270,000	175,000	-35%
Total Revenue	321,762	330,313	456,762	457,147	362,147	-21%
Use of Funds:						
Personnel	44,403	50,593	71,504	68,673	74,579	9%
Services & Supplies	163,862	184,812	295,162	295,060	155,808	-47%
Transfers Out	59,497	77,566	135,638	139,108	108,369	-22%
Internal Services	16,141	21,324	23,674	28,551	39,181	37%
Total Use of Funds	283,903	334,295	525,978	531,392	377,937	-29%
Funded FTE'S	0.50	0.50	0.50	0.50	0.50	

ANTIOCH
2025-26 OPERATING BUDGET

SPECIAL REVENUE FUNDS

PARK MAINTENANCE DISTRICT 1-A FUND (255)

Park Maintenance District 1-A provides services to maintain landscaped and non-landscaped areas, including minor medians, open space, cul-de-sacs, trails, right-of-ways, and neighborhood landscaping. Services are also provided for the District owned and operated RV storage facility.

Park 1A Maintenance District (FUND 255)						
Statement of Revenues, Expenditures and Change in Fund Balance						
	2022-23	2023-24	2024-25	2024-25	2025-26	%
	Actual	Actual	Budget	Revised	Proposed	Change
Beginning Balance, July 1	\$188,333	\$234,751	\$288,900	\$288,900	\$242,209	
Revenue Sources:						
Taxes	55,954	57,682	53,707	59,505	61,176	3%
Investment Income & Rentals	47,149	50,096	47,590	54,490	72,490	33%
Revenue from Other Agencies	261	253	260	260	260	0%
Total Revenues	103,364	108,031	101,557	114,255	133,926	17%
Expenditures:						
Personnel	2,812	4,076	4,848	4,848	5,086	5%
Services & Supplies	46,074	38,215	139,064	139,064	45,430	-67%
Transfers Out	2,380	3,102	5,424	5,564	4,334	-22%
Internal Services	5,680	8,489	8,902	11,470	15,291	33%
Total Expenditures	56,946	53,882	158,238	160,946	70,141	-56%
Ending Balance, June 30	\$234,751	\$288,900	\$232,219	\$242,209	\$305,994	
				Funded	Funded	
				2024-25	2025-26	
Funded FTE'S:				0.02	0.02	

ANTIOCH
2025-26 OPERATING BUDGET

SPECIAL REVENUE FUNDS

CITYWIDE DISTRICT 2A MAINTENANCE DISTRICT FUND (256)

Citywide District 2A Maintenance District consists of seven open and three un-funded maintenance zones, providing a variety of services to maintain landscaped and non-landscaped areas, including minor medians, 87 acres of open space, 148 cul-de-sacs, 28,000 linear feet of trails, 15 acres of right-of-way, and 6 subdivision entrance signs. One new zone was added in this district during fiscal 06/07 in the Markley Creek area.

CITYWIDE 2A MAINTENANCE DISTRICT (FUND 256)						
Statement of Revenues, Expenditures and Change in Fund Balance						
	2022-23	2023-24	2024-25	2024-25	2025-26	%
	Actual	Actual	Budget	Revised	Proposed	Change
Beginning Balance, July 1	\$480,033	\$578,508	\$725,012	\$725,012	\$240,964	
Revenue Source:						
Investment Income	7,615	17,163	1,000	18,000	15,000	-17%
Assessment Fees	411,981	430,842	411,981	406,209	406,209	0%
Transfers In	367,000	381,000	733,000	673,000	358,000	-47%
Total Revenue	786,596	829,005	1,145,981	1,097,209	779,209	-29%
Expenditures:						
Personnel	69,127	78,551	103,707	100,452	109,928	9%
Services & Supplies	477,379	400,400	1,177,178	1,176,903	446,365	-62%
Transfers Out	94,073	136,569	208,871	213,190	174,920	-18%
Internal Services	47,542	66,981	72,265	90,712	121,294	34%
Total Expenditures	688,121	682,501	1,562,021	1,581,257	852,507	-46%
Ending Balance, June 30	\$578,508	\$725,012	\$308,972	\$240,964	\$167,666	

ANTIOCH
2025-26 OPERATING BUDGET

SPECIAL REVENUE FUNDS

CITYWIDE DISTRICT 2A MAINTENANCE DISTRICT FUND (256) (Continued)

CITYWIDE DISTRICT 2A MAINTENANCE DISTRICT STAFFING SUMMARY		
Funded FTE's:	Funded 2024-25	Funded 2025-26
Zone 3	0.0800	0.0800
Zone 4	0.0250	0.0250
Zone 5	0.1175	0.1175
Zone 6	0.0375	0.0375
Zone 8	0.1875	0.1875
Zone 9	0.1750	0.1750
Zone 10	0.0900	0.0900
Total Funded FTE's:	0.7125	0.7125

ANTIOCH
2025-26 OPERATING BUDGET

SPECIAL REVENUE FUNDS

CITYWIDE DISTRICT 2A MAINTENANCE DISTRICT FUND (256) (Continued)

CITYWIDE MAINTENANCE ZONE 3 (256-4563)						
	2022-23 Actual	2023-24 Actual	2024-25 Budget	2024-25 Revised	2025-26 Proposed	% Change
Source of Funds:						
Investment Income	7,615	17,163	1,000	18,000	15,000	-17%
Assessment Fees	14,569	15,236	14,569	74,585	74,585	0%
Transfer In – General Fund	40,000	50,000	60,000	0	0	0%
Total Source of Funds	62,184	82,399	75,569	92,585	89,585	-3%
Use of Funds:						
Personnel	7,522	7,974	10,616	10,221	11,385	11%
Services & Supplies	28,995	19,548	61,683	62,140	40,204	-35%
Transfers Out	9,519	12,410	21,701	22,257	17,339	-22%
Internal Services	2,996	5,222	5,672	6,946	9,683	39%
Total Use of Funds	49,032	45,154	99,672	101,564	78,611	-23%
Funded FTE's	0.08	0.08	0.08	0.08	0.08	

ANTIOCH
2025-26 OPERATING BUDGET

SPECIAL REVENUE FUNDS

CITYWIDE DISTRICT 2A MAINTENANCE DISTRICT FUND (256) (Continued)

CITYWIDE MAINTENANCE ZONE 4 (256-4564)						
	2022-23	2023-24	2024-25	2024-25	2025-26	%
	Actual	Actual	Budget	Revised	Proposed	Change
Source of Funds:						
Assessment Fees	12,981	13,576	12,982	13,006	13,006	0%
Transfer In – General Fund	86,000	90,000	261,000	261,000	90,000	-66%
Total Source of Funds	98,981	103,576	273,982	274,006	103,006	-62%
Use of Funds:						
Personnel	937	1,048	2,929	2,521	2,899	15%
Services & Supplies	125,805	88,621	270,245	270,238	83,257	-69%
Transfer Out – SLLMD Admin	2,975	3,878	6,783	6,956	5,419	-22%
Internal Services	5,673	10,490	11,007	14,463	18,589	29%
Total Use of Funds	135,390	104,037	290,964	294,178	110,164	-63%
Funded FTE's	0.025	0.025	0.025	0.025	0.025	

ANTIOCH
2025-26 OPERATING BUDGET

SPECIAL REVENUE FUNDS

CITYWIDE DISTRICT 2A MAINTENANCE DISTRICT FUND (256) (Continued)

CITYWIDE MAINTENANCE ZONE 5 (256-4565)						
	2022-23 Actual	2023-24 Actual	2024-25 Budget	2024-25 Revised	2025-26 Proposed	% Change
Source of Funds:						
Assessment Fees	1,500	1,569	1,500	1,502	1,502	0%
Transfer In – General Fund	82,000	82,000	207,000	207,000	100,000	-52%
Total Source of Funds	83,500	83,569	208,500	208,502	101,502	-51%
Use of Funds:						
Personnel	12,471	13,648	15,813	15,547	17,315	11%
Services & Supplies	49,860	36,832	177,713	177,713	51,123	-71%
Transfer Out – SLLMD Admin	13,982	18,228	31,875	32,690	25,467	-22%
Internal Services	4,797	6,452	7,178	8,603	11,926	39%
Total Use of Funds	81,110	75,160	232,579	234,553	105,831	-55%
Funded FTE's	0.1175	0.1175	0.1175	0.1175	0.1175	

ANTIOCH
2025-26 OPERATING BUDGET

SPECIAL REVENUE FUNDS

CITYWIDE DISTRICT 2A MAINTENANCE DISTRICT FUND (256) (Continued)

CITYWIDE MAINTENANCE ZONE 6 (256-4566)						
	2022-23	2023-24	2024-25	2024-25	2025-26	%
	Actual	Actual	Budget	Revised	Proposed	Change
Source of Funds:						
Assessment Fees	28,727	30,042	28,727	28,781	28,781	0%
Transfer In – General Fund	48,000	48,000	69,000	69,000	48,000	-30%
Total Source of Funds	76,727	78,042	97,727	97,781	76,781	-21%
Use of Funds:						
Personnel	4,847	5,058	5,325	5,389	5,932	10%
Services & Supplies	55,113	42,254	138,163	138,147	51,696	-63%
Transfer Out – SLLMD Admin	4,462	5,818	10,174	10,433	8,128	-22%
Internal Services	5,519	8,457	8,974	11,491	15,217	32%
Total Use of Funds	69,941	61,587	162,636	165,460	80,973	-51%
Funded FTE's	0.0375	0.375	0.0375	0.0375	0.0375	

ANTIOCH
2025-26 OPERATING BUDGET

SPECIAL REVENUE FUNDS

CITYWIDE DISTRICT 2A MAINTENANCE DISTRICT FUND (256) (Continued)

CITYWIDE MAINTENANCE ZONE 8 (256-4568)						
	2022-23 Actual	2023-24 Actual	2024-25 Budget	2024-25 Revised	2025-26 Proposed	% Change
Source of Funds:						
Assessment Fees	75,145	78,585	75,145	75,287	75,287	0%
Transfer In – General Fund	58,000	58,000	58,000	58,000	65,000	12%
Total Source of Funds	133,145	136,585	133,145	133,287	140,287	5%
Use of Funds:						
Personnel	15,054	15,915	24,186	22,795	25,424	12%
Services & Supplies	66,033	67,813	118,512	118,470	68,412	-42%
Transfers Out	22,311	29,087	50,865	52,166	40,638	-22%
Internal Services	9,454	12,437	13,577	16,801	22,604	35%
Total Use of Funds	112,852	125,252	207,140	210,232	157,078	-25%
Funded FTE's	0.1875	0.1875	0.1875	0.1875	0.1875	

ANTIOCH
2025-26 OPERATING BUDGET

SPECIAL REVENUE FUNDS

CITYWIDE DISTRICT 2A MAINTENANCE DISTRICT FUND (256) (Continued)

CITYWIDE MAINTENANCE ZONE 9 (256-4569)						
	2022-23 Actual	2023-24 Actual	2024-25 Budget	2024-25 Revised	2025-26 Proposed	% Change
Source of Funds:						
Assessment Fees	116,580	121,917	116,580	116,801	116,801	0%
Transfer In – General Fund	53,000	53,000	78,000	78,000	55,000	-29%
Total Source of Funds	169,580	174,917	194,580	194,801	171,801	-12%
Use of Funds:						
Personnel	15,625	16,569	23,015	22,040	24,502	11%
Services & Supplies	111,747	76,306	193,682	193,619	97,978	-49%
Transfers Out	20,824	27,148	47,473	48,688	37,929	-22%
Internal Services	9,587	12,645	13,785	16,972	23,071	36%
Total Use of Funds	157,783	132,668	277,955	281,319	183,480	-35%
Funded FTE's	0.175	0.175	0.175	0.175	0.175	

ANTIOCH
2025-26 OPERATING BUDGET

SPECIAL REVENUE FUNDS

CITYWIDE DISTRICT 2A MAINTENANCE DISTRICT FUND (256) (Continued)

CITYWIDE MAINTENANCE ZONE 10 (256-4572)						
	2022-23	2023-24	2024-25	2024-25	2025-26	%
	Actual	Actual	Budget	Revised	Proposed	Change
Source of Funds:						
Assessment Fees	162,479	169,917	162,478	96,247	96,247	0%
Total Source of Funds	162,479	169,917	162,478	96,247	96,247	0%
Use of Funds:						
Personnel	12,671	18,339	21,823	21,939	22,471	2%
Services & Supplies	39,826	69,026	217,180	216,576	53,695	-75%
Transfers Out	20,000	40,000	40,000	40,000	40,000	0%
Internal Services	9,516	11,278	12,072	15,436	20,204	31%
Total Use of Funds	82,013	138,643	291,075	293,951	136,370	-54%
Funded FTE's	0.09	0.09	0.09	0.09	0.09	

ANTIOCH
2025-26 OPERATING BUDGET

SPECIAL REVENUE FUNDS

STREET LIGHT AND LANDSCAPE MAINTENANCE DISTRICT ADMINISTRATION FUND (257)

Park Administration provides funds for items shared by all six landscape maintenance districts such as vehicle and landscape equipment and provides oversight personnel for a wide variety of services, including maintenance of street trees, medians, cul-de-sacs and open space. Any overtime incurred by crews working in the landscape districts is paid from this fund. A portion of the Work Alternative Program (WAP) is also funded.

STREET LIGHT AND LANDSCAPE MAINTENANCE DISTRICT ADMINISTRATION (FUND 257)						
Statement of Revenues, Expenditures and Change in Fund Balance						
	2022-23	2023-24	2024-25	2024-25	2025-26	%
	Actual	Actual	Budget	Revised	Proposed	Change
Beginning Balance, July 1	\$0	\$0	\$0	\$0	\$0	
Revenue Source:						
Transfers In	406,363	529,777	926,413	950,107	740,158	-22%
Total Revenue	406,363	529,777	926,413	950,107	740,158	-22%
Expenditures:						
Personnel	94,883	109,178	117,258	129,966	146,419	13%
Services & Supplies	258,635	347,571	724,295	727,010	471,139	-35%
Transfers Out	19,039	22,358	26,478	26,478	27,252	3%
Internal Services	33,806	50,670	58,382	66,653	95,348	43%
Total Expenditures	406,363	529,777	926,413	950,107	740,158	-22%
Ending Balance, June 30	\$0	\$0	\$0	\$0	\$0	
				Funded	Funded	
				2024-25	2025-26	
Funded FTE's:				0.13	0.13	

ANTIOCH
2025-26 OPERATING BUDGET

SPECIAL REVENUE FUNDS

EAST LONE TREE DISTRICT FUND (259)

East Lone Tree District came on line during fiscal year 06-07 and provides a variety of services to maintain landscaped and non-landscaped areas, including minor medians, open space, cul-de-sacs, trails, right-of-ways, and neighborhood landscaping; special provisions are included for creek maintenance for a period of five years.

EAST LONE TREE STREET LIGHT AND LANDSCAPE MAINTENANCE DISTRICT (FUND 259)						
Statement of Revenues, Expenditures and Change in Fund Balance						
	2022-23	2023-24	2024-25	2024-25	2025-26	%
	Actual	Actual	Budget	Revised	Proposed	Change
Beginning Balance, July 1	\$203,366	\$168,369	\$174,717	\$174,717	\$72,949	
Revenue Source:						
Investment Income	4,235	6,287	500	6,000	3,000	-50%
Assessment Fees	223,914	234,167	223,915	234,167	234,167	0%
Total Revenue	228,149	240,454	224,415	240,167	237,167	-1%
Expenditures:						
Personnel	19,007	27,510	31,775	31,736	33,638	6%
Services & Supplies	175,325	131,724	229,843	229,843	96,804	-58%
Transfers Out	60,000	60,000	60,000	60,000	60,000	0%
Internal Services	8,814	14,872	16,046	20,356	26,579	31%
Total Expenditures	263,146	234,106	337,664	341,935	217,021	-37%
Ending Balance, June 30	\$168,369	\$174,717	\$61,468	\$72,949	\$93,095	
				Funded	Funded	
				2024-25	2025-26	
Funded FTE's:				0.135	0.135	

ANTIOCH
2025-26 OPERATING BUDGET

SPECIAL REVENUE FUNDS

STORM DAMAGE (261)

On January 14, 2023, a declaration of state and local emergency was declared by the State of California due to severe storm damage, allowing for federal funding to be available to specific areas designated under FEMA-4683-DR-CA. Contra Costa County was included as one of the specific areas. The City sustained damages to properties and infrastructure as a result of the severe weather. This fund was created to track the cost of damages by specific project area in order to file for federal and state financial assistance to reimburse the City for the costs incurred.

STORM DAMAGE (FUND 261)						
Statement of Revenues, Expenditures and Change in Fund Balance						
	2022-23	2023-24	2024-25	2024-25	2025-26	%
	Actual	Actual	Budget	Revised	Proposed	Change
Beginning Balance, July 1	\$0	(\$664,000)	(\$664,000)	(\$664,000)	(\$664,000)	
Revenue Source:						
Revenue from Other Agencies	0	0	0	219,592	2,084,562	849%
Transfer in from Sewer Fund	0	0	0	3,716	173,714	4575%
Total Revenue	0	0	0	223,308	2,258,276	911%
Expenditures:						
Personnel	0	0	92,604	100,967	0	-100%
Services & Supplies	664,000	0	1,288,454	122,341	2,115,416	1629%
Total Expenditures	664,000	0	1,381,058	223,308	2,115,416	847%
Ending Balance, June 30	(\$664,000)	(\$664,000)	(\$2,045,058)	(\$664,000)	(\$521,141)	

ANTIOCH
2025-26 OPERATING BUDGET

SPECIAL REVENUE FUNDS

OPIOID SETTLEMENT - DISTRIBUTOR (260)

This fund accounts for monies the City is to receive from a national opioid settlement with pharmaceutical distributors McKesson, Cardinal Health, and AmerisourceBergen that will provide substantial funds to agencies throughout California for the abatement of the opioid epidemic in California. Expenditures must include activities tied to the ending, reduction or lessening the effects of the opioid epidemic and include prevention, intervention, harm reduction, and treatment and recovery services.

OPIOID SETTLEMENT – DISTRIBUTOR (FUND 260)						
Statement of Revenues, Expenditures and Change in Fund Balance						
	2022-23	2023-24	2024-25	2024-25	2025-26	%
	Actual	Actual	Budget	Revised	Proposed	Change
Beginning Balance, July 1	\$0	\$41,385	\$69,294	\$69,294	\$69,294	
Revenue Source:						
Interest Income	0	0	100	0	0	0%
Revenue – Opioid Settlement	41,385	27,909	22,603	22,603	22,603	0%
Total Revenue	41,385	27,909	22,703	22,603	22,603	0%
Expenditures:						
Services & Supplies	0	0	100	22,603	22,603	0%
Total Expenditures	0	0	100	22,603	22,603	0%
Ending Balance, June 30	\$41,385	\$69,294	\$91,897	\$69,294	\$69,294	

ANTIOCH
2025-26 OPERATING BUDGET

SPECIAL REVENUE FUNDS

OPIOID SETTLEMENT - JANSSEN (262)

This fund accounts for monies the City is to receive from a national opioid settlement with prescription opioid manufacturer Janssen Pharmaceuticals that will provide substantial funds to agencies throughout California for the abatement of the opioid epidemic in California. Expenditures must include activities tied to the ending, reduction or lessening the effects of the opioid epidemic and include prevention, intervention, harm reduction, and treatment and recovery services.

OPIOID SETTLEMENT – JANSSEN (FUND 262)						
Statement of Revenues, Expenditures and Change in Fund Balance						
	2022-23 Actual	2023-24 Actual	2024-25 Budget	2024-25 Revised	2025-26 Proposed	% Change
Beginning Balance, July 1	\$0	\$0	\$12,609	\$12,609	\$289	
Revenue Source:						
Revenue – Opioid Settlement	0	12,609	20,000	19,757	21,860	11%
Total Revenue	0	12,609	20,000	19,757	21,860	11%
Expenditures:						
Services & Supplies	0	0	0	32,077	21,860	-32%
Total Expenditures	0	0	0	32,077	21,860	-32%
Ending Balance, June 30	\$0	\$12,609	\$32,609	\$289	\$289	

ANTIOCH
2025-26 OPERATING BUDGET

SPECIAL REVENUE FUNDS

OPIOID SETTLEMENT – ABATEMENT II (263)

This fund accounts for monies the City is to receive from a national opioid settlement with prescription opioid manufacturer Mallinckrodt plc that will provide substantial funds to agencies throughout California for the abatement of the opioid epidemic in California. Expenditures must include activities tied to the ending, reduction or lessening the effects of the opioid epidemic and include prevention, intervention, harm reduction, and treatment and recovery services. Funds are administered through the National Opioid Abatement Trust II.

OPIOID SETTLEMENT – ABATEMENT II (FUND 263)						
Statement of Revenues, Expenditures and Change in Fund Balance						
	2022-23	2023-24	2024-25	2024-25	2025-26	%
	Actual	Actual	Budget	Revised	Proposed	Change
Beginning Balance, July 1	\$0	\$3,309	\$7,203	\$7,203	\$4,203	
Revenue Source:						
Revenue – Opioid Settlement	3,309	3,894	0	0	0	0%
Total Revenue	3,309	3,894	0	0	0	0%
Expenditures:						
Services & Supplies	0	0	0	3,000	4,203	40%
Total Expenditures	0	0	0	3,000	4,203	40%
Ending Balance, June 30	\$3,309	\$7,203	\$7,203	\$4,203	\$0	

ANTIOCH
2025-26 OPERATING BUDGET

SPECIAL REVENUE FUNDS

OPIOID SETTLEMENT – ABATEMENTS (264)

This fund accounts for monies the City is to receive from a national opioid settlement with prescription opioid distributors Allergan Finance, LLC and Allergan Limited, CVS Health Corporation, Teva Pharmaceutical Industries Ltd., Walmart Inc. and Walgreens Co. that will provide substantial funds to agencies throughout California for the abatement of the opioid epidemic in California. Expenditures must include activities tied to the ending, reduction or lessening the effects of the opioid epidemic and include prevention, intervention, harm reduction, and treatment and recovery services.

OPIOID SETTLEMENT – ABATEMENTS (FUND 264)						
Statement of Revenues, Expenditures and Change in Fund Balance						
	2022-23 Actual	2023-24 Actual	2024-25 Budget	2024-25 Revised	2025-26 Proposed	% Change
Beginning Balance, July 1	\$0	\$0	\$0	\$0	\$137,949	
Revenue Source:						
Revenue – Opioid Settlement	0	0	124,008	137,949	36,683	-73%
Total Revenue	0	0	124,008	137,949	36,683	-73%
Expenditures:						
Services & Supplies	0	0	0	0	43,497	100%
Total Expenditures	0	0	0	0	43,497	100%
Ending Balance, June 30	\$0	\$0	\$124,008	\$137,949	\$131,135	

ANTIOCH
2025-26 OPERATING BUDGET

SPECIAL REVENUE FUNDS

OPIOID SETTLEMENT – MCKINSEY (265)

This fund accounts for monies the City is to receive from a national opioid settlement with prescription opioid consultant McKinsey & Company, Inc. for their role in advising opioid manufacturers and other industry participants how to sell as many prescription opioids as possible. The funds will provide substantial funds to agencies throughout California for the abatement of the opioid epidemic in California. Expenditures must include activities tied to the ending, reduction or lessening the effects of the opioid epidemic and include prevention, intervention, harm reduction, and treatment and recovery services.

OPIOID SETTLEMENT – MCKINSEY (FUND 265)						
Statement of Revenues, Expenditures and Change in Fund Balance						
	2022-23 Actual	2023-24 Actual	2024-25 Budget	2024-25 Revised	2025-26 Proposed	% Change
Beginning Balance, July 1	\$0	\$0	\$0	\$0	\$4,446	
Revenue Source:						
Revenue – Opioid Settlement	0	0	5,446	5,446	5,446	0%
Total Revenue	0	0	5,446	5,446	5,446	0%
Expenditures:						
Services & Supplies	0	0	0	1,000	9,892	889%
Total Expenditures	0	0	0	1,000	9,892	889%
Ending Balance, June 30	\$0	\$0	\$5,446	\$4,446	\$0	

ANTIOCH
2025-26 OPERATING BUDGET

SPECIAL REVENUE FUNDS

EAST LONE TREE BENEFIT DISTRICT (270)

This fund accounts for the East Lone Tree Public Facility Benefit District formed by the City in December 2016. A benefit district fee is charged to developers to be used to fund the planning, design/engineering and construction of transportation improvements – specifically the segments of Slatten Ranch Road and related infrastructure including storm drain, water, sanitary sewer, dry utilities and East Antioch Trail improvements.

EAST LONE TREE BENEFIT DISTRICT (FUND 270)						
Statement of Revenues, Expenditures and Change in Fund Balance						
	2022-23	2023-24	2024-25	2024-25	2025-26	%
	Actual	Actual	Budget	Revised	Proposed	Change
Beginning Balance, July 1	\$8,412,524	\$8,855,088	\$10,144,760	\$10,144,760	\$11,044,487	
Revenue Source:						
Interest Income	136,138	341,812	50,000	345,000	375,000	9%
Benefit District Fees	345,000	960,000	1,215,000	570,000	960,000	68%
Total Revenue	481,138	1,301,812	1,265,000	915,000	1,335,000	46%
Expenditures:						
Services & Supplies	16,977	11,946	15,000	15,000	15,500	3%
Internal Services	21,597	194	194	273	353	29%
Total Expenditures	38,574	12,140	15,194	15,273	15,853	4%
Ending Balance, June 30	\$8,855,088	\$10,144,760	\$11,394,566	\$11,044,487	\$12,363,634	

ANTIOCH
2025-26 OPERATING BUDGET

SPECIAL REVENUE FUNDS

KAISER PUBLIC FACILITY BENEFIT DISTRICT (271)

City Council adopted resolution 2006/29 declaring its intention to establish a benefit district for property within the exterior boundaries of the Kaiser Medical Center in order to provide for the reimbursement of certain public improvements completed by Kaiser Foundation Hospitals. A benefit district fee is charged to developers to be used to reimburse Kaiser Foundation Hospitals for the full engineering and construction costs of Deer Valley Road, Sand Creek Road and Wellness Way located within the District boundaries.

KAISER PUBLIC FACILITY BENEFIT DISTRICT (FUND 271)						
Statement of Revenues, Expenditures and Change in Fund Balance						
	2022-23	2023-24	2024-25	2024-25	2025-26	%
	Actual	Actual	Budget	Revised	Proposed	Change
Beginning Balance, July 1	\$0	\$1,927,024	\$33,857	\$33,857	\$35,007	
Revenue Source:						
Interest Income	-19,084	55,490	2,000	1,200	1,200	0%
Benefit District Fees	1,947,287	0	0	0	0	0%
Total Revenue	1,928,203	55,490	2,000	1,200	1,200	0%
Expenditures:						
Services & Supplies	1,179	1,948,657	150	50	50	0%
Total Expenditures	1,179	1,948,657	150	50	50	0%
Ending Balance, June 30	\$1,927,024	\$33,857	\$35,707	\$35,007	\$36,157	

ANTIOCH
2025-26 OPERATING BUDGET

SPECIAL REVENUE FUNDS

CFD 2016-01 POLICE PROTECTION (280)

On January 24, 2017, the City passed Resolution 2017/10 authorizing the formation of City of Antioch Community Facilities District 2016-01 (Police Protection) (CFD) pursuant to the Mello-Roos Community Facilities Act of 1982, as amended, Section 53311 *et seq.* of the California Government Code. A special tax, secured by a continuing lien against all non-exempt real property in the CFD, will be levied annually upon the same roll as ordinary, ad valorem real property taxes. The CFD is authorized to fund all or a portion of the cost of Police protection services, including the maintenance and upkeep of facilities and equipment, as well as overhead and administrative expenses performed in relation to the CFD.

CFD 2016-01 POLICE PROTECTION (FUND 280)						
Statement of Revenues, Expenditures and Change in Fund Balance						
	2022-23	2023-24	2024-25	2024-25	2025-26	%
	Actual	Actual	Budget	Revised	Proposed	Change
Beginning Balance, July 1	\$0	\$0	\$0	\$0	\$0	
Revenue Source:						
Investment Income	1,408	5,979	400	1,500	1,500	0%
Assessment Revenue	246,948	283,564	283,565	313,303	313,303	0%
Total Revenue	248,356	289,543	283,965	314,803	314,803	0%
Expenditures:						
Services & Supplies	246	123	8,650	225	225	0%
Transfer Out – General Fund	248,108	289,085	274,980	314,117	313,962	0%
Internal Services	2	335	335	461	616	34%
Total Expenditures	248,356	289,543	283,965	314,803	314,803	0%
Ending Balance, June 30	\$0	\$0	\$0	\$0	\$0	

ANTIOCH
2025-26 OPERATING BUDGET

SPECIAL REVENUE FUNDS

CFD 2018-01 PUBLIC SERVICES (281)

On February 27, 2018, the City passed Resolution 2018/26 authorizing the formation of City of Antioch Community Facilities District 2018-01 (Public Services) (CFD) pursuant to the Mello-Roos Community Facilities Act of 1982, as amended, Section 53311 *et seq.* of the California Government Code. A special tax, secured by a continuing lien against all non-exempt real property in the CFD, will be levied annually upon the same roll as ordinary, ad valorem real property taxes. The CFD is authorized to fund all or a portion of the cost of neighborhood park and street lighting maintenance, neighborhood landscape maintenance, storm water maintenance, open space maintenance, and administrative expenses related to the CFD.

CFD 2018-01 PUBLIC SERVICES (FUND 281)						
Statement of Revenues, Expenditures and Change in Fund Balance						
	2022-23	2023-24	2024-25	2024-25	2025-26	%
	Actual	Actual	Budget	Revised	Proposed	Change
Beginning Balance, July 1	\$428,209	\$989,425	\$1,737,795	\$1,737,795	\$2,524,810	
Revenue Source:						
Investment Income	2,826	41,978	2,000	65,000	85,000	31%
Assessment Revenue	581,581	724,879	724,879	785,502	785,502	0%
Total Revenue	584,407	766,857	726,879	850,502	870,502	2%
Expenditures:						
Services & Supplies	1,702	10,599	101,881	52,500	64,200	22%
Internal Services	21,489	7,888	8,301	10,987	13,810	26%
Total Expenditures	23,191	18,487	110,182	63,487	78,010	23%
Ending Balance, June 30	\$989,425	\$1,737,795	\$2,354,492	\$2,524,810	\$3,317,302	

ANTIOCH
2025-26 OPERATING BUDGET

SPECIAL REVENUE FUNDS

CFD 2018-02 POLICE PROTECTION (282)

On October 23, 2018, the City passed Resolution 2018/137 authorizing the formation of City of Antioch Community Facilities District 2018-02 (Police Protection) (CFD) pursuant to the Mello-Roos Community Facilities Act of 1982, as amended, Section 53311 *et seq.* of the California Government Code. A special tax, secured by a continuing lien against all non-exempt real property in the CFD, will be levied annually upon the same roll as ordinary, ad valorem real property taxes. The CFD is authorized to fund all or a portion of the cost of Police protection services, including the maintenance and upkeep of facilities and equipment, as well as overhead and administrative expenses performed in relation to the CFD.

CFD 2018-02 POLICE PROTECTION (FUND 282)						
Statement of Revenues, Expenditures and Change in Fund Balance						
	2022-23	2023-24	2024-25	2024-25	2025-26	%
	Actual	Actual	Budget	Revised	Proposed	Change
Beginning Balance, July 1	\$0	\$0	\$0	\$0	\$0	
Revenue Source:						
Investment Income	399	11,920	500	5,500	5,000	-9%
Assessment Revenue	460,045	631,642	631,642	750,556	750,556	0%
Total Revenue	460,444	643,562	632,142	756,056	755,556	0%
Expenditures:						
Services & Supplies	1,392	273	7,300	300	300	0%
Transfers Out – General Fund	459,011	642,863	624,416	755,170	754,469	0%
Internal Services	41	426	426	586	787	34%
Total Expenditures	460,444	643,562	632,142	756,056	755,556	0%
Ending Balance, June 30	\$0	\$0	\$0	\$0	\$0	

ANTIOCH
2025-26 OPERATING BUDGET

SPECIAL REVENUE FUNDS

CFD 2022-01 PUBLIC SERVICES (283)

On March 22, 2022, the City passed Resolution 2022/49 authorizing the formation of City of Antioch Community Facilities District 2022-01 (Public Services) (CFD) pursuant to the Mello-Roos Community Facilities Act of 1982, as amended, Section 53311 *et seq.* of the California Government Code. A special tax, secured by a continuing lien against all non-exempt real property in the CFD, will be levied annually upon the same roll as ordinary, ad valorem real property taxes. The CFD is authorized to fund all or a portion of the cost of neighborhood park and street lighting maintenance, neighborhood landscape maintenance, storm water maintenance, open space maintenance, and administrative expenses related to the CFD. The CFD currently encompasses the Laurel Ridge Subdivision in the City.

CFD 2022-01 PUBLIC SERVICES (FUND 283)						
Statement of Revenues, Expenditures and Change in Fund Balance						
	2022-23	2023-24	2024-25	2024-25	2025-26	%
	Actual	Actual	Budget	Revised	Proposed	Change
Beginning Balance, July 1	\$0	\$46,452	\$181,043	\$181,043	\$404,870	
Revenue Source:						
Investment Income	-352	2,700	700	9,000	10,000	11%
Assessment Revenue	47,216	133,604	133,604	234,177	234,177	0%
Total Revenue	46,864	136,304	134,304	243,177	244,177	0%
Expenditures:						
Services & Supplies	412	1,713	14,200	19,350	21,220	10%
Total Expenditures	412	1,713	14,200	19,350	21,220	10%
Ending Balance, June 30	\$46,452	\$181,043	\$301,147	\$404,870	\$627,827	

ANTIOCH
2025-26 OPERATING BUDGET

SPECIAL REVENUE FUNDS

POST RETIREMENT MEDICAL FUNDS 577, 578, 579 – Post Retirement Medical Funds are used to pay post retirement medical benefits for retirees under the following separate fund categories: Police (Fund 577), Miscellaneous (Fund 578), and Management (Fund 579).

RETIREE MEDICAL POLICE (FUND 577)						
Statement of Revenues, Expenditures and Change in Fund Balance						
	2022-23	2023-24	2024-25	2024-25	2025-26	%
	Actual	Actual	Budget	Revised	Proposed	Change
Beginning Balance, July 1	\$57,544	\$1,618	(\$12,370)	(\$12,370)	\$0	
Revenue Source:						
Interest Income	2	0	100	0	0	0%
Trust Deposits/Reimbursements	876,782	965,128	1,011,000	1,155,995	0	-100%
Total Revenues	876,784	965,128	1,011,100	1,155,995	0	-100%
Expenditures:						
Post Retirement Medical - Police	878,255	961,391	995,050	1,121,952	0	-100%
Internal Services	54,455	17,725	17,725	21,673	0	-100%
Total Expenditures	932,710	979,116	1,012,775	1,143,625	0	-100%
Ending Balance, June 30	\$1,618	(\$12,370)	(\$14,045)	\$0	\$0	

NOTE: Fund is being consolidated into General Fund starting in FY26 as all trust deposits are allocated from the Police Department General Fund budget.

ANTIOCH
2025-26 OPERATING BUDGET

SPECIAL REVENUE FUNDS

POST RETIREMENT MEDICAL FUNDS 577, 578, 579 (Continued) –

RETIREE MEDICAL MISCELLANEOUS (FUND 578)						
Statement of Revenues, Expenditures and Change in Fund Balance						
	2022-23	2023-24	2024-25	2024-25	2025-26	%
	Actual	Actual	Budget	Revised	Proposed	Change
Beginning Balance, July 1	\$236,354	\$186,150	\$263,403	\$263,403	\$403,916	
Source of Funds:						
Interest Income	4,477	7,250	500	10,000	2,000	-80%
Trust Deposits/Reimbursements	513,658	594,410	550,000	690,369	345,000	-50%
Total Source of Funds	518,135	601,660	550,500	700,369	347,000	-50%
Use of Funds:						
Post Retirement Medical - Misc.	533,761	505,203	540,400	536,378	420,400	-22%
Internal Services	34,578	19,204	19,204	23,478	37,545	60%
Total Use of Funds	568,339	524,407	559,604	559,856	457,945	-18%
Ending Balance, June 30	\$186,150	\$263,403	\$254,299	\$403,916	\$292,971	

ANTIOCH
2025-26 OPERATING BUDGET

SPECIAL REVENUE FUNDS

POST RETIREMENT MEDICAL FUNDS 577, 578, 579 (Continued) -

RETIREE MEDICAL MANAGEMENT (FUND 579)						
Statement of Revenues, Expenditures and Change in Fund Balance						
	2022-23	2023-24	2024-25	2024-25	2025-26	%
	Actual	Actual	Budget	Revised	Proposed	Change
Beginning Balance, July 1	\$730,713	\$1,200,399	\$1,161,860	\$1,161,860	\$748,203	
Source of Funds:						
Interest Income	8,447	42,746	500	40,000	10,000	-75%
Trust Deposits/Reimbursements	1,099,414	552,809	500,000	500,000	365,000	-27%
Total Source of Funds	1,107,861	595,555	500,500	540,000	375,000	-31%
Use of Funds:						
Post Retirement Medical - Mgmt	586,382	608,440	941,500	922,308	666,500	-28%
Internal Services	51,793	25,654	25,654	31,349	50,166	60%
Total Use of Funds	638,175	634,094	967,154	953,657	716,666	-25%
Ending Balance, June 30	\$1,200,399	\$1,161,860	\$695,206	\$748,203	\$406,537	

This page left intentionally blank

**CAPITAL PROJECTS
FUNDS**

ANTIOCH

2025-26 OPERATING BUDGET

CAPITAL PROJECTS FUNDS

Capital Projects funds are utilized to account for resources used for the acquisition and construction of capital facilities by the City, with the exception of those assets financed by special revenue or proprietary funds. The City maintains nine active capital projects funds listed below in the Capital Projects Fund Summary table.

CAPITAL PROJECTS FUNDS SUMMARY								
Description	Fund #	Estimated Balance 7/1/24	Revised Revenues	Revised Expenditures	Estimated Balance 6/30/25	Proposed Revenues	Proposed Expenditures	Estimated Balance 6/30/26
Capital Improvements (CIP)	311	\$6,828,831	\$8,849,365	\$11,385,977	\$4,292,219	\$14,624,928	\$15,888,969	\$3,028,178
Prewett Park CIP	312	1,434,026	506,306	1,226,720	713,612	275,000	584,721	403,891
Residential Development Allocation	319	41,220	1,200	2,454	39,966	100	28,899	11,167
Development Impact Fee - Administrative	321	1,090,902	96,000	36,301	1,150,601	96,000	178,248	1,068,353
Development Impact Fee – Public Works	322	835,245	151,000	187,281	798,964	146,000	701,051	243,913
Development Impact Fee - Police	323	1,722,871	215,000	511,926	1,425,945	215,000	440,697	1,200,248
Development Impact Fee – Parks & Recreation	324	6,675,034	840,000	108,434	7,406,600	845,000	908,734	7,342,866
Hillcrest Assessment District Construction #26	361	403,556	15,000	654	417,902	2,500	350,321	70,081
Lone Tree Assessment District Const #27/31	376	405,327	70,563	23,869	452,021	14,000	24,222	441,799
Hillcrest/Highway 4 Bridge Benefit District	391	97,951	3,550	173	101,328	3,500	181	104,647
Total Capital Projects Funds		\$19,534,963	\$10,747,984	\$13,483,789	\$16,799,158	\$16,222,028	\$19,106,043	\$13,915,143

ANTIOCH
2025-26 OPERATING BUDGET

CAPITAL PROJECTS FUNDS

CAPITAL IMPROVEMENT FUND (CIP) (311)

The Capital Improvement Fund was established in 1987 to set aside money from the General Fund for any capital improvement project not provided for in one of the other funds. The City can transfer General Fund dollars to the Capital Improvement Fund as needed. The Energy Efficiency & Conservation division was established in FY11 to account for PG&E rebate funds received from the Honeywell Retro Fit project used for energy efficiency and conservation programs. The Northeast Annexation division accounts for property tax monies required to be set aside per the Northeast Annexation agreement for infrastructure needs.

CAPITAL IMPROVEMENT FUND (FUND 311)						
Statement of Revenues, Expenditures and Change in Fund Balance						
	2022-23	2023-24	2024-25	2024-25	2025-26	%
	Actual	Actual	Budget	Revised	Proposed	Change
Beginning Balance, July 1	\$2,857,987	\$5,348,698	\$6,828,831	\$6,828,831	\$4,292,219	
Revenue Source:						
Investment Income	15,967	160,437	15,000	250,000	235,000	-6%
Property Taxes	300,000	300,000	300,000	300,000	0	-100%
Revenue from Other Agencies	426,998	526,061	19,252,000	6,290,000	13,008,000	107%
Current Service Charges	5,535	6,849	20,000	5,000	5,000	0%
Other	7,237	32,446	41,305	20,262	26,928	33%
Transfers In	2,346,298	1,438,269	3,166,253	1,984,103	1,350,000	-32%
Total Revenue	3,102,035	2,464,062	22,794,558	8,849,365	14,624,928	65%
Expenditures:						
Services & Supplies	14,460	37,965	46,000	26,573	32,746	23%
Capital Projects	595,649	943,542	26,454,373	9,651,360	15,851,765	64%
Transfers Out	0	0	550,000	1,704,846	0	-100%
Internal Services	1,215	2,422	2,491	3,198	4,458	39%
Total Expenditures	611,324	983,929	27,052,864	11,385,977	15,888,969	40%
Ending Balance, June 30	\$5,348,698	\$6,828,831	\$2,570,525	\$4,292,219	\$3,028,178	

ANTIOCH
2025-26 OPERATING BUDGET

CAPITAL PROJECTS FUNDS

CAPITAL IMPROVEMENT FUND (CIP) (311) (Continued)

CAPITAL IMPROVEMENT (311-2520)						
	2022-23	2023-24	2024-25	2024-25	2025-26	%
	Actual	Actual	Budget	Revised	Proposed	Change
Revenue Source:						
Investment Income	15,967	160,437	15,000	250,000	235,000	-6%
Revenue from Other Agencies	126,998	526,061	19,252,000	6,290,000	13,008,000	107%
Current Service Charges	5,535	6,849	20,000	5,000	5,000	0%
Other	275	0	0	0	0	0%
Transfers In	2,346,298	1,438,269	3,166,253	1,984,103	1,350,000	-32%
Total Revenue	2,495,073	2,131,616	22,453,253	8,529,103	14,598,000	71%
Expenditures:						
Services & Supplies	8,431	6,755	6,000	8,000	8,000	0%
Capital Projects	595,649	943,542	26,454,373	9,651,360	15,851,765	64%
Transfers Out	0	0	550,000	1,704,846	0	-100%
Internal Services	282	1,186	1,186	1,509	2,276	51%
Total Expenditures	604,362	951,483	27,011,559	11,365,715	15,862,041	40%

ANTIOCH
2025-26 OPERATING BUDGET

CAPITAL PROJECTS FUNDS

CAPITAL IMPROVEMENT FUND (CIP) (311) (Continued)

The following projects are budgeted in the Capital Improvement Division:

Capital Projects	2024-25 Revised	2025-26 Proposed
Sidewalk Repair	\$940,282	\$450,000
L St. Improvements	0	13,008,000
Bicycle Garden	4,099,041	900,000
NRCC Rehab	2,177,052	0
EOC Improvements	480,325	480,325
PSCR Building	943,822	0
Citywide Signage/Landmark Sign	460,324	0
West Antioch Creek Flood Conveyance Mitigation	102,544	0
Prewett Pool Deck Coating	71,748	0
City Hall Office Modifications	48,345	1,400,000
Restoration of Public Fountains	0	47,117
Restoration of Public Art	0	46,648
EV Transition Project	327,877	0
Total Capital Projects	\$9,651,360	\$15,851,765

ANTIOCH
2025-26 OPERATING BUDGET

CAPITAL PROJECTS FUNDS

CAPITAL IMPROVEMENT FUND (CIP) (311) (Continued)

ENERGY EFFICIENCY & CONSERVATION (311-2535)						
	2022-23	2023-24	2024-25	2024-25	2025-26	%
	Actual	Actual	Budget	Revised	Proposed	Change
Revenue Source:						
Other	6,962	32,446	41,305	20,262	26,928	33%
Total Revenue	6,962	32,446	41,305	20,262	26,928	33%
Expenditures:						
Personnel	0	0	0	0	10,625	100%
Services & Supplies	6,029	31,210	40,000	18,573	14,121	-24%
Internal Services	933	1,236	1,305	1,689	2,182	29%
Total Expenditures	6,962	32,446	41,305	20,262	26,928	33%

Northeast Annexation (311-2545)						
	2022-23	2023-24	2024-25	2024-25	2025-26	%
	Actual	Actual	Budget	Revised	Proposed	Change
Revenue Source:						
Property Taxes	300,000	300,000	300,000	300,000	0	-100%
Revenue from Other Agencies	300,000	0	0	0	0	0%
Total Revenue	600,000	300,000	300,000	300,000	0	-100%
Expenditures:						
NE Annexation Infrastructure	0	0	0	0	0	0%
Total Expenditures	0	0	0	0	0	0%

ANTIOCH
2025-26 OPERATING BUDGET

CAPITAL PROJECTS FUNDS

PREWETT PARK CIP (312)

The Prewett Park CIP Fund tracks the capital improvement expenses for the Antioch Community Center and Prewett Family Water Park. Resources from the General Fund are accumulated to fund major improvements, repairs and maintenance needs of the facilities.

PREWETT PARK CIP (FUND 312)						
Statement of Revenues, Expenditures and Change in Fund Balance						
	2022-23	2023-24	2024-25	2024-25	2025-26	%
	Actual	Actual	Budget	Revised	Proposed	Change
Beginning Balance, July 1	\$477	\$846	\$1,434,026	\$1,434,026	\$713,612	
Revenue Source:						
Investment Income	1,346	16,531	0	50,000	25,000	-50%
Revenue from Other Agencies	31,659	0	0	0	50,000	100%
Transfer In – CIP Fund	0	0	0	256,306	0	-100%
Transfer In – Gen Fund	0	1,579,605	200,000	200,000	200,000	0%
Total Revenue	33,005	1,596,136	200,000	506,306	275,000	-46%
Use of Funds:						
Services & Supplies	16,403	1,174	50,000	2,000	51,000	2450%
Prewett Park	15,304	160,839	1,368,766	1,224,720	533,721	-56%
Transfer Out	929	943	0	0	0	0%
Total Use of Funds	32,636	162,956	1,418,766	1,226,720	584,721	-52%
Ending Balance, June 30	\$846	\$1,434,026	\$215,260	\$713,612	\$403,891	

ANTIOCH
2025-26 OPERATING BUDGET

CAPITAL PROJECTS FUNDS

RESIDENTIAL DEVELOPMENT ALLOCATION (319)

The Residential Development Allocation Program (RDA) was adopted May 14, 2002, by the City Council. It required that allocations be obtained prior to receiving residential development entitlements and ultimately, the issuance of building permits for residential projects. A Development Allocation is the right to proceed, subject to all applicable requirements, to obtain entitlements. This enacted process was to provide funding for specific capital improvements projects as approved by the City Council. The ordinance has expired.

RESIDENTIAL DEVELOPMENT ALLOCATION (FUND 319)						
Statement of Revenues, Expenditures and Change in Fund Balance						
	2022-23	2023-24	2024-25	2024-25	2025-26	%
	Actual	Actual	Budget	Revised	Proposed	Change
Beginning Balance, July 1	\$40,906	\$41,452	\$41,220	\$41,220	\$39,966	
Revenue Source:						
Investment Income	667	1,525	100	1,200	100	-92%
Total Revenue	667	1,525	100	1,200	100	-92%
Expenditures:						
Services & Supplies	80	51	25,931	70	25,886	36880%
Internal Services	41	1,706	1,775	2,384	3,013	26%
Total Expenditures	121	1,757	27,706	2,454	28,899	1078%
Ending Balance, June 30	\$41,452	\$41,220	\$13,614	\$39,966	\$11,167	

ANTIOCH
2025-26 OPERATING BUDGET

CAPITAL PROJECTS FUNDS

DEVELOPMENT IMPACT FEE FUNDS (321-324)

Development Impact Fees (DIFs) were established pursuant to Ordinance 2079-C-S in March 2014. Every person who develops or redevelops land in the City shall pay a DIF with the issuance of a building permit to defray the cost of certain public facilities required to serve new development within the City. The following DIFs have been created: Administrative Facilities Fee, Parks and Recreation Facilities Fee, Police Facilities Fee and Public Works Facilities Fee.

DEVELOPMENT IMPACT FEE - ADMINISTRATIVE FACILITIES (FUND 321)						
Statement of Revenues, Expenditures and Change in Fund Balance						
	2022-23	2023-24	2024-25	2024-25	2025-26	%
	Actual	Actual	Budget	Revised	Proposed	Change
Beginning Balance, July 1	\$673,672	\$927,025	\$1,090,902	\$1,090,902	\$1,150,601	
Revenue Source:						
Investment Income	9,445	35,568	6,000	36,000	36,000	0%
Development Impact Fees	245,588	131,478	165,000	60,000	60,000	0%
Total Revenue	255,033	167,046	171,000	96,000	96,000	0%
Expenditures:						
Services & Supplies	1,609	1,243	174,676	33,612	174,826	420%
Internal Services	71	1,926	1,995	2,689	3,422	27%
Total Expenditures	1,680	3,169	176,671	36,301	178,248	391%
Ending Balance, June 30	\$927,025	\$1,090,902	\$1,085,231	\$1,150,601	\$1,068,353	

ANTIOCH
2025-26 OPERATING BUDGET

CAPITAL PROJECTS FUNDS

DEVELOPMENT IMPACT FEE FUNDS (321-324) (Continued)

DEVELOPMENT IMPACT FEE - PUBLIC WORKS (FUND 322)						
Statement of Revenues, Expenditures and Change in Fund Balance						
	2022-23	2023-24	2024-25	2024-25	2025-26	%
	Actual	Actual	Budget	Revised	Proposed	Change
Beginning Balance, July 1	\$456,132	\$688,888	\$835,245	\$835,245	\$798,964	
Revenue Source:						
Investment Income	5,960	26,703	8,000	30,000	25,000	-17%
Development Impact Fees	227,963	120,623	160,000	121,000	121,000	0%
Total Revenue	233,923	147,326	168,000	151,000	146,000	-3%
Expenditures:						
Services & Supplies	1,167	941	1,000	121,200	701,000	478%
Transfer Out – Vehicle Fund	0	0	66,042	66,042	0	-100%
Internal Services	0	28	28	39	51	31%
Total Expenditures	1,167	969	67,070	187,281	701,051	274%
Ending Balance, June 30	\$688,888	\$835,245	\$936,175	\$798,964	\$243,913	

ANTIOCH
2025-26 OPERATING BUDGET

CAPITAL PROJECTS FUNDS

DEVELOPMENT IMPACT FEE FUNDS (321-324) (Continued)

DEVELOPMENT IMPACT FEE - POLICE FACILITIES (FUND 323)						
Statement of Revenues, Expenditures and Change in Fund Balance						
	2022-23	2023-24	2024-25	2024-25	2025-26	%
	Actual	Actual	Budget	Revised	Proposed	Change
Beginning Balance, July 1	\$1,231,573	\$1,843,017	\$1,722,871	\$1,722,871	\$1,425,945	
Revenue Source:						
Investment Income	16,556	64,658	10,000	65,000	65,000	0%
Development Impact Fees	632,970	328,563	450,000	150,000	150,000	0%
Total Revenue	649,526	393,221	460,000	215,000	215,000	0%
Expenditures:						
Services & Supplies	38,082	513,312	160,597	511,849	440,597	-14%
Internal Services	0	55	55	77	100	30%
Total Expenditures	38,082	513,367	160,652	511,926	440,697	-14%
Ending Balance, June 30	\$1,843,017	\$1,722,871	\$2,022,219	\$1,425,945	\$1,200,248	

ANTIOCH
2025-26 OPERATING BUDGET

CAPITAL PROJECTS FUNDS

DEVELOPMENT IMPACT FEE FUNDS (321-324) (Continued)

DEVELOPMENT IMPACT FEE - PARKS & RECREATION (FUND 324)						
Statement of Revenues, Expenditures and Change in Fund Balance						
	2022-23	2023-24	2024-25	2024-25	2025-26	%
	Actual	Actual	Budget	Revised	Proposed	Change
Beginning Balance, July 1	\$4,218,197	\$5,491,282	\$6,675,034	\$6,675,034	\$7,406,600	
Revenue Source:						
Investment Income	61,004	214,036	50,000	240,000	245,000	2%
Development Impact Fees	1,320,788	977,406	1,000,000	600,000	600,000	0%
Total Revenue	1,381,792	1,191,442	1,050,000	840,000	845,000	1%
Expenditures:						
Services & Supplies	108,707	7,524	159,075	8,200	8,500	4%
Transfer Out – CIP Bike Garden	0	0	1,000,000	100,000	900,000	800%
Internal Services	0	166	166	234	234	0%
Total Expenditures	108,707	7,690	1,159,241	108,434	908,734	738%
Ending Balance, June 30	\$5,491,282	\$6,675,034	\$6,565,793	\$7,406,600	\$7,342,866	

ANTIOCH
2025-26 OPERATING BUDGET

CAPITAL PROJECTS FUNDS

HILLCREST ASSESSMENT DISTRICT #26 CONSTRUCTION FUND (361)

The Hillcrest Assessment District No. 26 Construction Fund accounts for the expenditures related to the assessment district.

HILLCREST AD (FUND 361)						
Statement of Revenues, Expenditures and Change in Fund Balance						
	2022-23	2023-24	2024-25	2024-25	2025-26	%
	Actual	Actual	Budget	Revised	Proposed	Change
Beginning Balance, July 1	\$380,023	\$389,610	\$403,556	\$403,556	\$417,902	
Revenue Source:						
Investment Income	6,145	14,476	500	15,000	2,500	-83%
Bridge Fees	4,210	0	0	0	0	0%
Total Revenue	10,355	14,476	500	15,000	2,500	-83%
Expenditures:						
Services & Supplies	749	491	250	600	250	-58%
Wildhorse Left Turn project	0	0	350,000	0	350,000	100%
Internal Services	19	39	39	54	71	31%
Total Expenditures	768	530	350,289	654	350,321	53466%
Ending Balance, June 30	\$389,610	\$403,556	\$53,767	\$417,902	\$70,081	

ANTIOCH
2025-26 OPERATING BUDGET

CAPITAL PROJECTS FUNDS

LONE DIAMOND ASSESSMENT DISTRICT #27/32 CONSTRUCTION FUND (376)

The Lone Diamond Assessment District #27/31 Construction Fund accounts for the expenditures related to this assessment district.

LONE DIAMOND ASSESSMENT DISTRICT CONSTRUCTION FUND (FUND 376)						
Statement of Revenues, Expenditures and Change in Fund Balance						
	2022-23	2023-24	2024-25	2024-25	2025-26	%
	Actual	Actual	Budget	Revised	Proposed	Change
Beginning Balance, July 1	\$192,187	\$276,163	\$405,327	\$405,327	\$452,021	
Revenue Source:						
Investment Income	2,668	11,942	400	14,000	14,000	0%
Charges for Services	88,311	123,317	0	56,563	0	-100%
Total Revenue	90,979	135,259	400	70,563	14,000	-80%
Expenditures:						
Services & Supplies	5,349	5,521	25,361	23,123	23,130	0%
Transfers Out to CIP Fund	1,043	0	73,661	0	0	0%
Internal Services	611	574	574	746	1,092	46%
Total Expenditures	7,003	6,095	99,596	23,869	24,222	1%
Ending Balance, June 30	\$276,163	\$405,327	\$306,131	\$452,021	\$441,799	

ANTIOCH
2025-26 OPERATING BUDGET

CAPITAL PROJECTS FUNDS

HILLCREST/HIGHWAY 4 BRIDGE BENEFIT DISTRICT (391)

The Hillcrest/Highway 4 Bridge Benefit District was formed to collect fees to build the bridge going over State Route Highway 4. This district was formed for anyone that lives or plans construction in this area that will benefit from the construction of the bridge.

HILLCREST/HIGHWAY 4 BRIDGE DISTRICT (FUND 391)						
Statement of Revenues, Expenditures and Change in Fund Balance						
	2022-23	2023-24	2024-25	2024-25	2025-26	%
	Actual	Actual	Budget	Revised	Proposed	Change
Beginning Balance, July 1	\$144,306	\$94,573	\$97,951	\$97,951	\$101,328	
Revenue Source:						
Investment Income	2,456	3,514	1,500	3,550	3,500	-1%
Bridge Fees	6,759	0	0	0	0	0%
Total Revenues	9,215	3,514	1,500	3,550	3,500	-1%
Expenditures:						
Services & Supplies	58,934	119	300	150	150	0%
Internal Services	14	17	17	23	31	35%
Total Expenditures	58,948	136	317	173	181	5%
Ending Balance, June 30	\$94,573	\$97,951	\$99,134	\$101,328	\$104,647	

This page left intentionally blank

ENTERPRISE FUNDS

ANTIOCH
2025-26 OPERATING BUDGET

ENTERPRISE FUNDS

The City maintains five enterprise funds. Operating revenues and expenses of these funds generally result from providing services in connection with the fund's principal ongoing operations. Below is a summary of the City's Enterprise Funds.

SUMMARY OF ENTERPRISE FUNDS								
Fund	Fund #	Estimated Balance 7/1/24	Revised Revenues	Revised Expenditures	Estimated Balance 6/30/25	Proposed Revenues	Proposed Expenditures	Estimated Balance 6/30/26
Water	611	\$59,252,332	\$45,182,352	\$52,805,264	\$51,629,420	\$50,909,260	\$58,848,285	\$43,690,395
Water System Improvement	612	12,112,156	3,020,000	20,742	15,111,414	2,847,000	22,972	17,935,442
Sewer	621	8,165,838	7,900,000	13,108,219	2,957,619	8,259,000	12,429,121	(1,212,502)
Sewer System Improvement	622	6,517,548	429,500	1,009,071	5,937,977	985,000	159,486	6,763,491
Marina	631	259,234	802,410	1,498,597	(436,953)	1,270,000	1,317,554	(484,507)
Total Enterprise Funds		\$86,307,108	\$57,334,262	\$68,441,893	\$75,199,477	\$64,270,260	\$72,777,418	\$66,692,319

NOTE: Negative balances are due to the recognition of Enterprise Funds share of City Net Pension and OPEB Liabilities with the implementation of GASB68 and 75.

ANTIOCH

2025-26 OPERATING BUDGET

ENTERPRISE FUNDS

WATER FUND (611)

The Water Fund is a Public Works Enterprise Fund that accounts for the revenues and expenditures related to providing water service through more than 31,000 service connections throughout Antioch to more than 100,000 consumers. The cost of treating the water, transporting it and maintaining the distribution infrastructure, including 326 miles of mainlines is also accounted for in this fund.

WATER FUND SUMMARY (FUND 611)						
Statement of Revenues, Expenditures and Change in Net Position						
	2022-23	2023-24	2024-25	2024-25	2025-26	%
	Actual	Actual	Budget	Revised	Proposed	Change
Beginning Balance, July 1	\$59,243,184	\$57,754,100	\$59,252,332	\$59,252,332	\$51,629,420	
Revenue Source:						
Investment Income	971,796	2,684,553	250,000	2,600,000	2,600,000	0%
Charges for Services	40,477,028	42,995,081	44,049,029	42,466,071	47,193,260	11%
Revenue from Other Agencies	3,013,387	22,255	1,000,000	0	1,000,000	100%
Other	125,840	109,049	84,000	116,281	116,000	0%
Other Financing Source - SWRCB	34,157,126	16,865,359	0	0	0	0%
Transfers in	6,100,000	0	0	0	0	0%
Total Revenues:	84,845,177	62,676,297	45,383,029	45,182,352	50,909,260	13%
Expenditures:						
Personnel	7,754,778	8,772,234	12,587,076	9,987,720	12,483,960	25%
Services & Supplies	26,086,104	29,967,985	37,457,370	28,877,532	28,734,111	0%
Capital Projects	50,270,579	19,800,937	21,092,153	10,048,504	11,425,000	14%
Debt Service	525,302	672,169	2,257,584	711,360	2,463,079	246%
Transfers Out	314,679	210,842	674,380	814,935	435,090	-47%
Internal Services	1,382,819	1,753,898	2,001,377	2,365,213	3,307,045	40%
Total Expenditures	86,334,261	61,178,065	76,069,940	52,805,264	58,848,285	11%
Ending Balance	\$57,754,100	\$59,252,332	\$28,565,421	\$51,629,420	\$43,690,395	

ANTIOCH
2025-26 OPERATING BUDGET

ENTERPRISE FUNDS

WATER FUND (611) (Continued)

WATER FUND SUMMARY OF STAFFING		
	Funded 2024-25	Funded 2025-26
Funded FTE's:		
Water Supervision	7.14	6.69
Water Production	22.00	22.00
Water Distribution	33.117	33.117
Water Public Buildings & Facilities	0.625	1.250
Total Funded FTE's	62.882	63.057

ANTIOCH

2025-26 OPERATING BUDGET

ENTERPRISE FUNDS

WATER SUPERVISION (611-2310)

Water Supervision provides for administration and management for the treatment, production and distribution of treated water, as well as the City's Meter Reading, Backflow Prevention programs and the City's Central Stores Operation. Personnel provide effective leadership, direction, planning, work scheduling, participation in and monitoring of an effective employee safety training program; prepare annual budgets; annual, monthly and quarterly reports; maintain and oversee compliance with Local, State, Federal, Department of Health regulations and AWWA standards including water quality; oversee mandated programs and ensure guidelines for compliance for valve turning, hydrant flushing and backflow prevention programs. Managers evaluate employee performance; monitor division activities and budgets; develop and implement innovative programs designed to improve department efficiency and effectiveness; develop bid specifications; monitor contract work for compliance; and respond to citizen inquiries. This activity is also responsible for administering the activities associated with the State of California Underground Storage Tank Cleanup Fund and the Public Works Maintenance Management System.

WATER SUPERVISION (611-2310)						
	2022-23	2023-24	2024-25	2024-25	2025-26	%
	Actual	Actual	Budget	Revised	Proposed	Change
Sources of Funds:						
Charges for Services	40,251,570	42,396,424	43,430,029	41,864,554	46,574,260	11%
Investment Income	971,796	2,684,553	250,000	2,600,000	2,600,000	0%
Other	124,024	109,049	84,000	115,000	116,000	1%
Total Source of Funds	41,347,390	45,190,026	43,764,029	44,579,554	49,290,260	11%
Use of Funds:						
Personnel	684,073	1,081,281	1,995,523	1,512,486	1,855,484	23%
Services & Supplies	2,005,241	1,437,541	1,891,129	2,316,461	2,463,281	6%
Debt Service	525,302	672,169	2,257,584	711,360	2,463,079	246%
Transfers Out	314,679	210,842	674,380	814,935	435,090	-47%
Internal Services	202,634	257,736	293,344	348,390	485,419	39%
Total Use of Funds	3,731,929	3,659,569	7,111,960	5,703,632	7,702,353	35%
Funded FTE's	7.14	7.14	7.14	7.14	6.69	

ANTIOCH
2025-26 OPERATING BUDGET

ENTERPRISE FUNDS

WATER FUND (611) (Continued)

WATER PRODUCTION (611-2320)

Within Water Production, funds are allocated to provide water treatment operations, impounding dam and reservoir booster pumping, raw water pumping from the San Joaquin River and the Contra Costa Canal. Also included in this activity are laboratory work, all fresh water storage reservoirs and all chemical and electrical costs.

WATER PRODUCTION (611-2320)						
	2022-23 Actual	2023-24 Actual	2024-25 Budget	2024-25 Revised	2025-26 Proposed	% Change
Use of Funds:						
Personnel	2,706,826	2,883,384	4,785,177	3,490,296	4,501,863	29%
Services & Supplies	18,056,647	21,592,066	26,029,226	18,322,975	18,928,492	3%
Internal Services	379,865	561,812	631,286	763,076	1,048,149	37%
Total Use of Funds	21,143,338	25,037,262	31,445,689	22,576,347	24,478,504	8%
Funded FTE's	14.00	18.00	22.00	22.00	22.00	

ANTIOCH
2025-26 OPERATING BUDGET

ENTERPRISE FUNDS

WATER FUND (611) (Continued)

WATER DISTRIBUTION (611-2330)

This Program is charged with the responsibility of maintaining the City's treated and raw water distribution systems in safe and serviceable conditions, administering a Water Conservation Program focused on providing residential, commercial and irrigation customers with education and assistance to conserve the City's treated water supply. The system delivers treated water to residential, commercial and irrigation customers. Personnel maintain approximately 383 miles of water main, over 31,000 service connections and meters, over 2,400 backflow prevention devices, maintain, repair and flush approximately 3,443 fire hydrants and exercise system valves. Personnel staff a 24-hour Stand-by System to respond to emergency calls.

WATER DISTRIBUTION (611-2330)						
	2022-23 Actual	2023-24 Actual	2024-25 Budget	2024-25 Revised	2025-26 Proposed	% Change
Source of Funds:						
Charges for Services	225,458	598,657	619,000	601,517	619,000	3%
Other	1,816	0	0	1,281	0	-100%
Total Source of Funds	227,274	598,657	619,000	602,798	619,000	3%
Use of Funds:						
Personnel	4,198,085	4,638,689	5,621,765	4,851,372	5,839,525	20%
Services & Supplies	6,024,216	6,938,378	9,537,015	8,238,096	7,342,338	-11%
Internal Services	771,528	892,300	1,030,794	1,196,103	1,695,503	42%
Total Use of Funds	10,993,829	12,469,367	16,189,574	14,285,571	14,877,366	4%
Funded FTE's	31.067	31.067	33.067	33.117	33.117	

ANTIOCH
2025-26 OPERATING BUDGET

ENTERPRISE FUNDS

WATER FUND (611) (Continued)

WATER CAPITAL PROJECTS (611-2550)

WATER PUBLIC BUILDINGS AND FACILITIES - CIP (611-2550)						
	2022-23	2023-24	2024-25	2024-25	2025-26	%
	Actual	Actual	Budget	Revised	Proposed	Change
Source of Funds:						
Revenue from Other Agencies	3,013,387	22,255	1,000,000	0	1,000,000	100%
Other Financing Source – SWRCB Loan	34,157,126	16,865,359	0	0	0	0%
Transfer In – Water System Impr. Fund	6,100,000	0	0	0	0	0%
Total Source of Funds	43,270,513	16,887,614	1,000,000	0	1,000,000	100%
Use of Funds:						
Personnel	165,794	168,880	184,611	133,566	287,088	115%
WTP Renovation	0	96	500,000	0	500,000	100%
Water Studies & Planning	4,433	23,912	426,088	426,088	225,000	-47%
Water Main Replacement	2,291,633	838,839	1,154,705	294,000	2,000,000	580%
Storage Reservoir Rehabilitation	9,119	0	1,600,000	0	1,600,000	100%
WTP Solids Handling Improvements	0	0	500,000	500,000	700,000	40%
WTP Drainage Capture	0	0	100,000	0	0	0%
Radio Communication Improvements	0	0	170,000	0	0	0%
Plant B Basin Repair/Replace.	0	0	400,000	0	0	0%
Sodium Hypochlorite Storage Coating	0	0	300,000	0	0	0%
Pittsburg/Antioch Intertie	0	0	775,000	0	775,000	100%
WTP Improvements	169,689	146,062	659,249	659,249	475,000	-28%
James Donlon Pump Station Upgrades	39,380	866	140,146	0	0	0%
Hillcrest Pump Station Rehab	143,101	-37,798	302,798	0	0	0%
WTP Electrical Upgrade	0	0	1,350,000	0	1,350,000	100%
Desalination Plant-High Purification	46,788,750	17,425,073	5,820,528	5,820,528	0	-100%
Median Island Improvements	64,000	0	0	0	0	0%
Facility Maintenance and Repairs	0	0	0	0	150,000	100%

Table continued on next page

ANTIOCH
2025-26 OPERATING BUDGET

ENTERPRISE FUNDS

WATER FUND (611) (Continued)

WATER CAPITAL PROJECTS (611-2550) (Continued)

WATER PUBLIC BUILDINGS AND FACILITIES - CIP (611-2550)						
	2022-23	2023-24	2024-25	2024-25	2025-26	%
	Actual	Actual	Budget	Revised	Proposed	Change
Use of Funds (Continued):						
WTP B Solar Covers	0	0	500,000	0	500,000	100%
Integration/Upgrade Access Controls	0	0	0	195,000	0	-100%
AMI Meter Reading Upgrade	760,474	1,403,887	1,865,639	1,865,639	1,500,000	-20%
Polymer Room Y& Filter Aid Installation	0	0	240,000	0	0	0%
Water Treatment Plant Chain and Flights Rehabilitation	0	0	500,000	0	0	0%
WTP Applied Channel Rehabilitation	0	0	1,000,000	0	0	0%
Plant A Filter Valves Replacement	0	0	1,000,000	0	0	0%
Chemical Injection Modifications	0	0	176,000	176,000	0	-100%
Lone Tree Booster Pump Improvements	0	0	1,062,000	0	1,100,000	100%
Reservoir Road Rehab	0	0	550,000	0	550,000	100%
Security Fencing at City Facilities	0	0	0	112,000	0	-100%
Internal Services	28,792	42,050	45,953	57,644	77,974	35%
Total Use of Funds	50,465,165	20,011,867	21,322,717	10,239,714	11,790,062	15%
Funded FTE's	0.625	0.625	0.625	0.625	1.250	

ANTIOCH
2025-26 OPERATING BUDGET

ENTERPRISE FUNDS

WATER SYSTEM IMPROVEMENT (612)

Fees are collected from developers to fund offsite or oversize facilities in three areas: water storage, plant expansion and other facilities including oversized mains.

WATER SYSTEM IMPROVEMENT (FUND 612)						
Statement of Revenues, Expenditures and Change in Net Position						
	2022-23	2023-24	2024-25	2024-25	2025-26	%
	Actual	Actual	Budget	Revised	Proposed	Change
Beginning Balance, July 1	\$12,748,706	\$9,147,917	\$12,112,156	\$12,112,156	\$15,111,414	
Revenue Source:						
Current Service Charges	2,339,134	2,523,203	2,778,900	2,545,000	2,347,000	-8%
Investment Income	187,855	454,741	100,000	475,000	500,000	5%
Total Revenues	2,526,989	2,977,944	2,878,900	3,020,000	2,847,000	-6%
Expenditures:						
Services & Supplies	27,043	13,189	22,000	20,000	22,000	10%
Transfer Out – Brackish Water	6,100,000	0	0	0	0	0%
Internal Services	735	516	516	742	972	31%
Total Expenditures	6,127,778	13,705	22,516	20,742	22,972	11%
Ending Balance, June 30	\$9,147,917	\$12,112,156	\$14,968,540	\$15,111,414	\$17,935,442	

ANTIOCH
2025-26 OPERATING BUDGET

ENTERPRISE FUNDS

SEWER FUND (621)

The Sewer Fund is a Public Works Enterprise Fund that accounts for the revenues and expenditures related to providing wastewater collection, storm drain and channel maintenance services for the City of Antioch.

SEWER FUND SUMMARY (FUND 621)						
Statement of Revenues, Expenditures and Change in Net Position						
	2022-23	2023-24	2024-25	2024-25	2025-26	%
	Actual	Actual	Budget	Revised	Proposed	Change
Beginning Balance, July 1	\$9,698,667	\$8,865,378	\$8,165,838	\$8,165,838	\$2,957,619	
Revenue Source:						
Investment Income	230,378	486,934	100,000	400,000	100,000	-75%
Charges for Services	7,225,855	7,287,232	7,931,665	7,500,000	8,159,000	9%
Other	19,082	18,940	0	0	0	0%
Total Revenues	7,475,315	7,793,106	8,031,665	7,900,000	8,259,000	5%
Expenditures:						
Personnel	3,649,395	3,978,505	4,891,301	4,704,757	5,017,952	7%
Services & Supplies	3,617,158	3,562,409	6,010,980	5,325,270	5,511,246	3%
Capital Projects	50,552	613	1,998,835	1,550,000	450,000	-71%
Transfers Out	314,679	210,842	674,380	539,667	608,804	13%
Internal Services	676,820	740,277	859,521	988,525	841,119	-15%
Total Expenditures	8,308,604	8,492,646	14,435,017	13,108,219	12,429,121	-5%
Ending Balance	\$8,865,378	\$8,165,838	\$1,762,486	\$2,957,619	(\$1,212,502)¹	

¹ NOTE: Amount negative due to recognition of pension and OPEB liabilities. Removing these would make ending balance \$4,983,360 positive at 6/30/26.

ANTIOCH
2025-26 OPERATING BUDGET

ENTERPRISE FUNDS

SEWER FUND (621) (Continued)

SEWER FUND SUMMARY OF STAFFING		
	Funded 2024-25	Funded 2025-26
Funded FTE's:		
Wastewater Supervision	26.557	26.107
Wastewater CIP	0.625	0.750
Total Funded FTE's:	27.182	26.857

ANTIOCH
2025-26 OPERATING BUDGET

ENTERPRISE FUNDS

SEWER FUND (621) (Continued)

WASTEWATER SUPERVISION (621-2210)

Wastewater Supervision is responsible for providing administrative and managerial functions to the City's wastewater collections system. This function provides direct supervision for Wastewater Collections and Storm Drain and Channel Maintenance. Personnel provide effective leadership; direction; planning; work scheduling; participation and monitoring of an effective employee safety training program; prepare annual budgets; monthly and quarterly reports; maintain and oversee compliance with State, Federal and Health Department regulations; oversee and evaluate employee performance; monitor division activities and budgets; implement innovative programs to improve efficiency and over all effectiveness; develop bid specifications; arrange for and monitor contract work for compliance. This function is responsible to participate in and ensure compliance with the State's newly mandated program for monitoring and reporting sewer system overflows (SSO's).

SEWER-WASTEWATER SUPERVISION (621-2210)						
	2022-23	2023-24	2024-25	2024-25	2025-26	%
	Actual	Actual	Budget	Revised	Proposed	Change
Source of Funds:						
Investment Income	230,378	486,934	100,000	400,000	100,000	-75%
Charges for Service	7,225,855	7,287,232	7,931,665	7,500,000	8,159,000	9%
Other	19,082	18,940	0	0	0	0%
Total Source of Funds	7,475,315	7,793,106	8,031,665	7,900,000	8,259,000	5%
Use of Funds:						
Personnel	3,519,041	3,833,264	4,709,604	4,523,060	4,825,577	7%
Services & Supplies	3,617,158	3,562,409	6,010,980	5,325,270	5,511,246	3%
Transfers Out	314,679	210,842	674,380	539,667	608,804	13%
Internal Services	657,036	723,343	839,855	965,699	821,960	-15%
Total Use of Funds	8,107,914	8,329,858	12,234,819	11,353,696	11,767,587	4%
Funded FTE's	26.507	26.507	26.507	26.557	26.107	

ANTIOCH
2025-26 OPERATING BUDGET

ENTERPRISE FUNDS

SEWER FUND (621) (Continued)

SEWER CAPITAL PROJECTS (621-2570)

The following capital projects are to be expended from the Sewer Fund:

SEWER-WASTEWATER COLLECTION CAPITAL PROJECTS (621-2570)						
	2022-23	2023-24	2024-25	2024-25	2025-26	%
	Actual	Actual	Budget	Revised	Proposed	Change
Use of Funds:						
Personnel	130,354	145,241	181,697	181,697	192,375	6%
Trenchless Rehabilitation	50,552	613	348,835	50,000	300,000	500%
E Antioch Creek Outfall	0	0	1,500,000	1,500,000	0	-100%
Corrosion Rehab	0	0	150,000	0	150,000	100%
Internal Services	19,784	16,934	19,666	22,826	19,159	-16%
Total Use of Funds	200,690	162,788	2,200,198	1,754,523	661,534	-62%
Funded FTE's	0.625	0.625	0.625	0.750	0.750	

ANTIOCH
2025-26 OPERATING BUDGET

ENTERPRISE FUNDS

SEWER SYSTEM IMPROVEMENT (622)

Sewer Facility Expansion Fund is set up to track the development fees collected from developers to fund offsite or to oversize sewer facilities and replace inadequate sewers.

SEWER SYSTEM IMPROVEMENT (FUND 622)						
Statement of Revenues, Expenditures and Change in Net Position						
	2022-23 Actual	2023-24 Actual	2024-25 Budget	2024-25 Revised	2025-26 Proposed	% Change
Beginning Balance, July 1	\$4,712,824	\$5,580,535	\$6,517,548	\$6,517,548	\$5,937,977	
Revenue Source:						
Current Service Charges	810,809	730,462	1,000,000	192,500	735,000	282%
Investment Income	70,725	214,292	45,000	237,000	250,000	5%
Total Revenues	881,534	944,754	1,045,000	429,500	985,000	129%
Expenditures:						
Services & Supplies	13,603	7,483	6,500	8,700	9,000	3%
E. Antioch Creek Outfall	0	0	1,000,000	1,000,000	0	-100%
Sewer Main Replacement	0	0	600,000	0	150,000	100%
Internal Services	220	258	258	371	486	31%
Total Expenditures	13,823	7,741	1,606,758	1,009,071	159,486	-84%
Ending Balance, June 30	\$5,580,535	\$6,517,548	\$5,955,790	\$5,937,977	\$6,763,491	

ANTIOCH
2025-26 OPERATING BUDGET

ENTERPRISE FUNDS

MARINA FUND (631)

The Marina Fund accounts for the revenues and expenditures related to operating and maintaining a municipal Marina for the City of Antioch.

MARINA FUND SUMMARY (FUND 631)						
Statement of Revenues, Expenditures and Change in Net Position						
	2022-23	2023-24	2024-25	2024-25	2025-26	%
	Actual	Actual	Budget	Revised	Proposed	Change
Beginning Balance, July 1	\$4,527	\$412	\$259,234	\$259,234	(\$436,953)	
Revenue Source:						
Investment Income	11,302	6,502	5,000	15,000	5,000	-67%
Charges for Services	601,740	586,834	580,000	564,000	564,000	0%
Other	7,521	21,016	1,000	1,000	1,000	0%
Transfers In	585,000	621,000	685,375	222,410	700,000	0%
Total Revenues	1,205,563	1,235,352	1,271,375	802,410	1,270,000	58%
Expenses:						
Personnel	355,512	211,901	326,476	353,575	357,903	1%
Services & Supplies	515,796	395,555	806,541	713,680	498,502	-30%
Debt Service	177,653	177,484	181,389	181,389	181,389	0%
Internal Services	160,717	191,590	207,500	249,953	279,760	12%
Total Expenses	1,209,678	976,530	1,521,906	1,498,597	1,317,554	-12%
Ending Balance, June 30¹	\$412	\$259,234	\$8,703	(\$436,953)¹	(\$484,507)¹	
				Funded	Funded	
				2024-25	2025-26	
Funded FTE's:				2.14	2.14	

¹NOTE: Ending balance negative due to Net Pension Liability.

ANTIOCH
2025-26 OPERATING BUDGET

ENTERPRISE FUNDS

MARINA FUND (631) (Continued)

MARINA ADMINISTRATION FUND (631-2410)

The Marina Administration is responsible for overseeing the management of a seven-day-a-week pleasure boat marina operation. Tasks include renting berths, monitoring occupancy, maintaining records, providing security, enforcing ordinances and State laws, collecting rents, selling fuel and oil, communicating with and supplying timely and accurate reports to State and local governmental agencies and providing various customer services. This activity is also responsible for managing the Marina leases and has been successful in seeking grants for marina improvements and operations.

MARINA ADMINISTRATION (631-2410)						
	2022-23	2023-24	2024-25	2024-25	2025-26	%
	Actual	Actual	Budget	Revised	Proposed	Change
Sources of Funds:						
Investment Income	9,943	6,502	5,000	15,000	5,000	-67%
Charges for Service	601,740	586,834	580,000	564,000	564,000	0%
Other	7,521	20,279	1,000	1,000	1,000	0%
Transfer in from General Fund	585,000	621,000	685,375	222,410	700,000	215%
Total Source of Funds	1,204,204	1,234,615	1,271,375	802,410	1,270,000	58%
Use of Funds:						
Personnel	355,512	211,901	326,476	353,575	357,903	1%
Services & Supplies	500,498	395,555	806,541	713,680	498,502	-30%
Debt Service	177,653	177,484	181,389	181,389	181,389	0%
Internal Services	160,717	191,590	207,500	249,953	279,760	12%
Total Use of Funds	1,194,380	976,530	1,521,906	1,498,597	1,317,554	-12%
Funded FTE's	2.14	2.14	2.14	2.14	2.14	

ANTIOCH
2025-26 OPERATING BUDGET

ENTERPRISE FUNDS

MARINA FUND (631) (Continued)

MARINA CAPITAL PROJECTS (631-2510)

The purpose of this division is to account for the implementation of capital projects at the Antioch Marina Facility, maintaining and upgrading the City's capital investment in the Marina infrastructure and land.

MARINA CAPITAL PROJECTS (631-2510)						
	2022-23 Actual	2023-24 Actual	2024-25 Budget	2024-25 Revised	2025-26 Proposed	% Change
Use of Funds:						
Marina Projects	0	0	0	0	0	0%
Total Use of Funds	0	0	0	0	0	0%

INTERNAL SERVICE FUNDS

ANTIOCH
2025-26 OPERATING BUDGET

INTERNAL SERVICE FUNDS

INTERNAL SERVICE FUNDS

Internal Service Funds are used to finance and account for special activities and services performed by a designated City department for other departments on a cost reimbursement basis. Internal Service Funds are also used to account for specific purposes that benefit the City as a whole, such as the Loss Control Fund. Internal Service Funds are considered Proprietary funds.

The City maintains four Internal Service Funds, which are listed below in the Internal Service Funds Summary table.

SUMMARY OF INTERNAL SERVICE FUNDS								
Internal Service Fund Title	Fund #	Estimated Balance 7/1/24	Revised Revenues	Revised Expenditures	Estimated Balance 6/30/25	Proposed Revenues	Proposed Expenditures	Estimated Balance 6/30/26
Vehicle Replacement	569	\$11,528,550	\$2,027,883	\$4,412,708	\$9,143,725	\$1,085,970	\$2,109,365	\$8,120,330
Vehicle Maintenance	570	590,691	2,217,763	2,700,411	108,043	2,545,000	2,565,443	87,600
Information Services	573	1,386,558	3,910,886	3,958,647	1,338,797	4,276,453	4,459,746	1,155,504
Loss Control	580	989,855	2,778,500	3,583,584	184,771	4,446,000	4,613,568	17,203
TOTAL INTERNAL SERVICE FUNDS		\$14,495,654	\$10,935,032	\$14,655,350	\$10,775,336	\$12,353,423	\$13,748,122	\$9,380,637

ANTIOCH
2025-26 OPERATING BUDGET

INTERNAL SERVICE FUNDS

VEHICLE REPLACEMENT FUND (569)

Vehicle Replacement is included in the Vehicle Equipment Replacement Fund. The fund accounts for the replacement of vehicles and equipment used by all City departments. The source of revenue for this fund is rental fees charged to the various departments.

VEHICLE REPLACEMENT (Fund 569)						
Statement of Revenues, Expenditures and Change in Net Position						
	2022-23	2023-24	2024-25	2024-25	2025-26	%
	Actual	Actual	Budget	Revised	Proposed	Change
Beginning Balance, July 1	\$8,404,369	\$9,735,918	\$11,528,550	\$11,528,550	\$9,143,725	
Revenue Source:						
Investment Income	131,992	363,884	65,000	365,000	300,000	-18%
Current Service Charges	2,903,340	2,500,060	1,457,751	1,551,841	740,970	-52%
Other	76,688	203,852	45,000	45,000	45,000	0%
Transfer In – Dev. Impact	0	0	66,042	66,042	0	-100%
Total Revenues	3,112,020	3,067,796	1,633,793	2,027,883	1,085,970	-46%
Expenditures:						
Equipment	1,780,069	1,274,434	4,411,728	4,411,728	2,108,000	-52%
Internal Services	402	730	730	980	1,365	39%
Total Expenditures	1,780,471	1,275,164	4,412,458	4,412,708	2,109,365	-52%
Ending Balance, June 30	\$9,735,918	\$11,528,550	\$8,749,885	\$9,143,725	\$8,120,330	

ANTIOCH

2025-26 OPERATING BUDGET

INTERNAL SERVICE FUNDS

VEHICLE EQUIPMENT MAINTENANCE FUND (570)

Vehicle Repair and maintenance is included in the Vehicle Equipment Maintenance Fund. The fund accounts for the maintenance and repair of vehicles and equipment used by all City departments. The source of revenue for this fund is rental fees charged to the various departments.

Fleet Services is responsible for all maintenance and repairs of the City's fleet of vehicles and equipment, including small municipal equipment such as mowers, saws, blowers and edgers. Fleet services provides the following services: support to other divisions in the form of design and fabrication; develops equipment and contract work specifications; purchases vehicles; arranges for disposal of retired vehicles and equipment, provides fueling services to the City's fleet; provides a variety of reports and schedules for other departments.

VEHICLE EQUIPMENT MAINTENANCE (FUND 570)						
Statement of Revenues, Expenditures and Change in Net Position						
	2022-23	2023-24	2024-25	2024-25	2025-26	%
	Actual	Actual	Budget	Revised	Proposed	Change
Beginning Balance, July 1	\$749,935	\$749,971	\$590,691	\$590,691	\$108,043	
Revenue Source:						
Investment Income	9,453	25,303	1,000	18,000	5,000	-75%
Current Service Charges	1,900,937	1,867,951	2,320,000	2,165,000	2,515,000	2%
Other	35,587	56,767	30,000	34,763	25,000	-9%
Total Revenues	1,945,977	1,950,021	2,351,000	2,217,763	2,545,000	1%
Expenditures:						
Personnel	670,450	795,238	1,051,043	956,590	1,115,287	25%
Services & Supplies	1,275,491	1,314,063	1,956,065	1,743,821	1,450,156	19%
Total Expenditures	1,945,941	2,109,301	3,007,108	2,700,411	2,565,443	21%
Ending Balance, June 30	\$749,971	\$590,691	(\$65,417)	\$108,043	\$87,600	
				Funded	Funded	
				2024-25	2025-26	
Total Funded FTE'S				5.735	5.735	

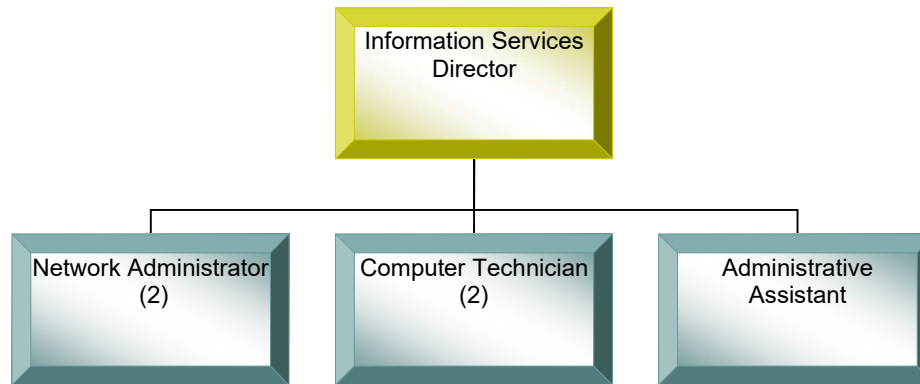
ANTIOCH
2025-26 OPERATING BUDGET

INTERNAL SERVICE FUNDS

INFORMATION SYSTEMS FUND (573)

The Information Systems Department serves as an internal service provider to all City departments. The department encompasses the City's computer technology and telecommunications systems. Departmental responsibilities include all television productions, security systems, special project management and support of all City computer systems including Finance and Police systems; planning, implementing and supporting all information system upgrades and replacements, including personal computers, servers, data networks; coordinating Internet services; providing service and maintenance of the City's telephone systems; management and support of GIS related activities throughout the City; and providing planning and oversight of the City's equipment replacement fund.

Information Systems Department Divisions are: Information Services Administration, Network and Personal Computer Support Services, Telephone Systems Program, GIS Support Systems, and Office Equipment Replacement.



Note: GIS division reports to Public Works and thus excluded from this organization chart.

ANTIOCH
2025-26 OPERATING BUDGET

INTERNAL SERVICE FUNDS

INFORMATION SYSTEMS FUND (573) (Continued)

INFORMATION SYSTEMS (FUND 573)						
Statement of Revenues, Expenditures and Change in Net Position						
	2022-23	2023-24	2024-25	2024-25	2025-26	%
	Actual	Actual	Budget	Revised	Proposed	Change
Beginning Balance, July 1	\$1,558,682	\$1,276,077	\$1,386,558	\$1,386,558	\$1,338,797	
Revenue Source:						
Investment Income	17,909	40,679	5,000	40,000	40,000	0%
Current Service Charges	1,854,506	2,879,748	2,880,365	3,425,838	3,666,273	7%
Other	7,209	0	0	0	0	0%
Financing Proceeds - SBITA	664,753	0	0	0	0	0%
Transfers In	538,380	280,678	529,020	445,048	570,180	28%
Total Revenues	3,082,757	3,201,105	3,414,385	3,910,886	4,276,453	9%
Expenditures:						
Personnel	1,558,642	1,531,450	2,023,088	1,870,743	2,074,864	19%
Services & Supplies	1,705,275	1,419,556	2,280,731	1,905,993	2,118,501	14%
Internal Services	101,445	139,618	165,632	181,911	266,381	63%
Total Expenditures	3,365,362	3,090,624	4,469,451	3,958,647	4,459,746	18%
Ending Balance, June 30	\$1,276,077	\$1,386,558	\$331,492	\$1,338,797	\$1,155,504	
Funded FTE's:				Funded	Funded	
				2024-25	2025-26	
Information Services				1.10	1.10	
Network Support & PCs				4.75	4.75	
Telephone System				0.15	0.15	
GIS Support				4.08	4.08	
Total Funded FTEs				10.08	10.08	

ANTIOCH

2025-26 OPERATING BUDGET

INTERNAL SERVICE FUNDS

INFORMATION SERVICES ADMINISTRATION (573-1410)

Information Services Administration provides for the automation activities of the City. The primary responsibilities are in support of City-wide network, network security, phones, Police systems, television productions, and project management.

2024 - 2025 Accomplishments:

- Facilitate and support several user moves due to various extenuating circumstances (construction, etc.).
- Incode10 transition to Parallels (Incode Cloud).
- Replace PD's CAD/RMS system – again.
- MFA for all users.
- Replaced City Hall firewall
- Replaced/upgraded 10 servers
- Expanded internal Wi-Fi at Public Works
- Rolled out 40 rugged laptops to Public Works
- Expanded network and Senior Center
- Implemented Information Systems documentation system
- Implemented City wide mobile device management system
- Replaced City's main data storage array

2026 & 2027 Objectives:

- Setup SharePoint websites and move departmental files to Office365.
- Develop organizational software application portfolio.
- Review/Revamp departmental policies and procedures.
- Work with all City departments to develop an Information Systems roadmap.
- Upgrade PD community room A/V.
- Install and configure redundant internet connections for PD and City Hall.
- Replace security camera server.
- Upgrade production servers.
- Revamp new employee onboarding procedures, including training materials for new employees.
- Knowledge base for common self-help issues.
- Inventory cleanup / find and implement a new inventory system.

ANTIOCH
2025-26 OPERATING BUDGET

INTERNAL SERVICE FUNDS

INFORMATION SYSTEMS FUND (573) (Continued)

INFORMATION SERVICES ADMINISTRATION (573-1410)						
	2022-23	2023-24	2024-25	2024-25	2025-26	%
	Actual	Actual	Budget	Revised	Proposed	Change
Source of Funds:						
Investment Income	17,909	40,679	5,000	40,000	40,000	0%
Total Source of Funds	17,909	40,679	5,000	40,000	40,000	0%
Use of Funds:						
Personnel	325,055	324,736	349,279	344,810	356,969	4%
Services & Supplies	447,244	183,927	51,611	52,874	56,814	7%
Total Use of Funds	772,299	508,663	400,890	397,684	413,783	4%
Funded FTE's	1.10	1.10	1.10	1.10	1.10	

ANTIOCH

2025-26 OPERATING BUDGET

INTERNAL SERVICE FUNDS

INFORMATION SYSTEMS FUND (573) (Continued)

NETWORK AND PERSONAL COMPUTER SUPPORT SERVICES (573-1420)

Network and Personal Computer Support Services is responsible for the operating environment and customer support of the City's personal computers, servers, data networks and Internet services.

2024 - 2025 Accomplishments:

- Maintained 360 computers and 38 servers.
- Replaced PD's CAD/RMS system.
- Moved user files to OneDrive.
- Upgraded Patrol vehicles LTE to 5G.
- Facilitated and supported several user moves due to various extenuating circumstances (construction, etc.).
- Replaced City Hall firewall
- Expanded internal Wi-Fi at Public Works
- Rolled out 40 rugged laptops to Public Works
- Expanded network at Senior Center
- Implemented Information Systems documentation system
- Implemented City wide mobile device management system
- Replaced City's main data storage array
- Upgraded and decommissioned legacy servers to improve system performance and reduce maintenance overhead.
 - Includes: Domain Controller upgrades for PD and City Hall, deployment of standalone DHCP server, PD print server upgrade, and decommissioning of legacy CRW and Incode servers.
- Installed new computer lab at the Antioch Senior Center to expand digital access and support community programs.
- Completed cloud provisioning and Windows 11 upgrades for the patrol fleet, enhancing system performance, security, and manageability across all mobile units.
- Implemented PDQ Connect for automated software deployment and system management, improving efficiency in package deployment across the organization.

2026 & 2027 Objectives:

- Uptime of 99 % on network.
- Setup SharePoint websites and move departmental files to Office365.
- Replace/upgrade all remaining 2008 servers.
- Upgrade PD community room A/V.
- Install and configure redundant internet connections for CH.
- Replace UPS's, as needed.

ANTIOCH
2025-26 OPERATING BUDGET

INTERNAL SERVICE FUNDS

INFORMATION SYSTEMS FUND (573) (Continued)

NETWORK AND PERSONAL COMPUTER SUPPORT SERVICES (573-1420) (Continued)

2026 & 2027 Objectives (Cont.):

- Replace/upgrade DCs and elevate Domain functional level to highest supported.
- Knowledge base for common self-help issues.
- Revamp new employee onboarding procedures, including training materials for new employees.
- Move the Wi-Fi over to our main City network rather than a separate network.
- Inventory cleanup / find and implement a new inventory system.
- Move lingering applications to Single Sign-On (such as Adobe Pro subscription).
- Upgrade all City computers to Windows 11 in preparation for Windows 10 end-of-life.
- Standardize employee email signatures to ensure professional consistency across all departments.
- Complete mobile device management (MDM) enrollment for all City-issued mobile devices.
- Consolidate and migrate all internal IT documentation to a centralized and secure location for easier access and version control.
- Streamline IT processes related to Public Records Act (PRA) requests to reduce response times and ensure compliance.
- Deploy Microsoft Universal Print or equivalent solution to eliminate reliance on print servers and reduce driver-related support calls.
- Integrate internal Wi-Fi networks with the City's core data network to enhance performance, security, and manageability.
- Establish a formal annual IT equipment refresh cycle to proactively replace critical infrastructure and reduce unplanned downtime.
- Expand multi-factor authentication (MFA) and single sign-on (SSO) to achieve 100% coverage across all City systems and critical applications.
- Implement SMS archiving solutions to support compliance with PRA requirements and records retention policies.
- Establish a formal standardized hardware policy to guide procurement, compatibility, and lifecycle management decisions.
- Refresh Mobile Data Terminals (MDTs) in the patrol fleet as existing devices have reached end-of-life, ensuring continued compatibility with public safety applications, and maintaining operational reliability.

ANTIOCH
2025-26 OPERATING BUDGET

INTERNAL SERVICE FUNDS

INFORMATION SYSTEMS FUND (573) (Continued)

NETWORK AND PERSONAL COMPUTER SUPPORT SERVICES (573-1420) (Continued)

INFORMATION SERVICES - NETWORK SUPPORT & PC'S (573-1420)						
	2022-23	2023-24	2024-25	2024-25	2025-26	%
	Actual	Actual	Budget	Revised	Proposed	Change
Source of Funds:						
Billings to Departments	1,545,638	2,374,129	2,369,329	2,865,373	3,086,373	8%
Total Source of Funds	1,545,638	2,374,129	2,369,329	2,865,373	3,086,373	8%
Use of Funds:						
Personnel	670,690	760,326	871,467	896,194	941,090	5%
Services & Supplies	617,113	620,685	990,812	1,028,021	1,005,864	-2%
Total Use of Funds	1,287,803	1,381,011	1,862,279	1,924,215	1,946,954	1%
Funded FTE'S	4.75	4.75	4.75	4.75	4.75	

ANTIOCH

2025-26 OPERATING BUDGET

INTERNAL SERVICE FUNDS

INFORMATION SYSTEMS FUND (573) (Continued)

TELEPHONE SYSTEMS SERVICES (573-1430)

Telephone Systems Services provides service and maintenance of the City's telephone systems.

2024-2025 Accomplishments:

- 98% uptime of telephone switches.
- Over 100 add/move/delete changes.

2026 & 2027 Objectives:

- Uptime of 99.99% for telephone system.
- Upgrade to latest version of call manager.
- Upgrade to latest version of auto attendant.
- Upgrade to latest version of automated call distribution.
- Upgrade to latest version of TeamQ ACD.

INFORMATION SERVICES - TELEPHONE SYSTEM (573-1430)						
	2022-23 Actual	2023-24 Actual	2024-25 Budget	2024-25 Revised	2025-26 Proposed	% Change
Source of Funds:						
Current Service Charges	180,974	217,141	212,571	262,000	262,000	0%
Total Source of Funds	180,974	217,141	212,571	262,000	262,000	0%
Use of Funds:						
Personnel	24,520	28,783	31,792	33,607	36,104	7%
Services & Supplies	68,616	114,112	172,227	173,015	136,176	-21%
Total Use of Funds	93,136	142,895	204,019	206,622	172,280	-17%
Funded FTE'S	0.15	0.15	0.15	0.15	0.15	

ANTIOCH

2025-26 OPERATING BUDGET

INTERNAL SERVICE FUNDS

INFORMATION SYSTEMS FUND (573) (Continued)

GIS SUPPORT SYSTEMS (573-1435)

GIS Support systems is responsible for the management and support of GIS-related activities throughout the City's different departments. Major activities include design, development, and maintenance of numerous spatial databases, acquisition and data conversion of assessor parcel data from Contra Costa County's Public Works Department, GIS data linkage to internal software applications, as well as management of all GIS data exchanged between the City and outside consultants or contractors. The GIS division also provides support to all departments for GIS software applications over the City's internal network and support for Public Works Maintenance Management System.

2024-2025 Accomplishments:

- Implementation of CityWorks Enterprise Asset Management System.
- Integration of GIS with PD's RIMS Computer Aided Dispatch System.
- Successful geocoding integration with Community Development's Energov system, for permits, land use, and private property citations.
- Implementation of ArcGIS Image Server with new city-wide aerial imagery.
- Updated and revised of street centerline dataset.
- Updated and revised address dataset.

2026 & 2027 Objectives:

- Successful launch of Trimble Unity Maintain Enterprise Software.
- Successful launch of ESRI Field Maps data collection application suite.
- Successful update and inventory of LED streetlight dataset.
- Successful update and inventory of street sign dataset.
- Successful update to SeeClickFix, including configuration of service time intervals and CityWorks integration

ANTIOCH
2025-26 OPERATING BUDGET

INTERNAL SERVICE FUNDS

INFORMATION SYSTEMS FUND (573) (Continued)

GIS SUPPORT SYSTEMS (573-1435) (Continued)

INFORMATION SERVICES - GIS SUPPORT SERVICES (573-1435)						
	2022-23	2023-24	2024-25	2024-25	2025-26	%
	Actual	Actual	Budget	Revised	Proposed	Change
Source of Funds:						
Current Service Charges	0	141,098	151,085	151,085	170,520	13%
Transfers In	538,380	280,678	529,020	445,048	570,180	28%
Total Source of Funds	538,380	421,776	680,105	596,133	740,700	24%
Use of Funds:						
Personnel	538,377	417,605	770,550	596,132	740,701	24%
Services & Supplies	445,161	340,007	908,198	494,200	419,647	-15%
Internal Services	100,679	138,662	164,676	180,745	264,510	46%
Total Use of Funds	1,084,217	896,274	1,843,424	1,271,077	1,424,858	12%
Funded FTE'S	4.08	4.08	4.08	4.08	4.08	

ANTIOCH
2025-26 OPERATING BUDGET

INTERNAL SERVICE FUNDS

INFORMATION SYSTEMS FUND (573) (Continued)

OFFICE EQUIPMENT REPLACEMENT (573-1440)

Office Equipment Replacement is the holding fund for charges paid by departments throughout the City to provide the means to pay for the orderly replacement of obsolete office equipment, computers and major software items.

INFORMATION SERVICES - OFFICE EQUIPMENT REPLACEMENT (573-1440)						
	2022-23	2023-24	2024-25	2024-25	2025-26	%
	Actual	Actual	Budget	Revised	Proposed	Change
Source of Funds:						
Current Service Charges	127,894	147,380	147,380	147,380	147,380	0%
Total Source of Funds	127,894	147,380	147,380	147,380	147,380	0%
Use of Funds:						
Services & Supplies	127,141	160,825	157,883	157,883	500,000	217%
Internal Services	766	956	956	1,166	1,871	60%
Total Use of Funds	127,907	161,781	158,839	159,049	501,871	216%

ANTIOCH
2025-26 OPERATING BUDGET

INTERNAL SERVICE FUNDS

LOSS CONTROL FUND (580)

The Loss Control Program provides consultation services to City departments in the area of workers' compensation claim cost control, and compliance with California OSHA requirements. Staff in this fund is also responsible for assisting departments in maintaining a safe workplace for employees by managing an aggressive health and safety program.

LOSS CONTROL (FUND 580)						
Statement of Revenues, Expenditures and Change in Net Position						
	2022-23	2023-24	2024-25	2024-25	2025-26	%
	Actual	Actual	Budget	Revised	Proposed	Change
Beginning Balance, July 1	\$436,802	\$1,115,326	\$989,855	\$989,855	\$184,771	
Revenue Source:						
Investment Income	(4,806)	23,186	500	3,500	1,000	-71%
Revenue from Other Agencies	0	12,900	0	0	0	0%
Current Service Charges	3,339,375	2,930,088	3,520,000	2,775,000	4,445,000	60%
Other	0	560	0	0	0	0%
Total Revenue	3,334,569	2,966,734	3,520,500	2,778,500	4,446,000	60%
Expenditures:						
Personnel	213,589	208,480	175,796	114,797	173,349	51%
Insurance Policies	2,439,246	2,863,461	3,400,035	3,395,047	4,341,109	28%
Services & Supplies	3,210	20,264	98,169	73,740	99,110	34%
Total Expenditures	2,656,045	3,092,205	3,674,000	3,583,584	4,613,568	29%
Ending Balance, June 30	\$1,115,326	\$989,855	\$836,355	\$184,771	\$17,203	
Funded FTE's	1.00	1.00	1.00	1.00	1.00	

**ANTIOCH PUBLIC FINANCING
AUTHORITY**

ANTIOCH

2025-26 OPERATING BUDGET

ANTIOCH PUBLIC FINANCING AUTHORITY

The Antioch Public Financing Authority (APFA) is a joint powers authority organized by the City of Antioch and the Antioch Development Agency under the laws of the State of California. The Authority was organized to provide financial assistance to the City by financing real and personal property and improvements for the benefit of the residents of the City and surrounding areas.

The APFA maintains the following funds:

- APFA 2015A Lease Revenue Refunding Bonds – Portion related to refunding 2001 ABAG Bonds (410)
- APFA 2015A Lease Revenue Refunding Bonds – Portion related to refunding APFA 2002A&B Lease Revenue Bonds (417)

ANTIOCH PUBLIC FINANCING AUTHORITY (APFA)								
COMBINED STATEMENT OF APFA DEBT SERVICE FUNDS								
APFA Debt Issue	Fund #	Estimated Balance 7/1/24	Revised Revenues	Revised Expenditures	Estimated Balance 6/30/25	Proposed Revenues	Proposed Expenditures	Estimated Balance 6/30/26
2015A Lease Revenue Refunding Bonds	410	\$236	\$344,988	\$344,988	\$236	\$342,276	\$342,276	\$236
2015A Lease Revenue Refunding Bonds	417	4,197	1,656,440	1,654,035	6,602	1,698,400	1,698,052	6,950
TOTAL APFA		\$4,433	\$2,001,428	\$1,999,023	\$6,838	\$2,040,676	\$2,040,328	\$7,186

ANTIOCH
2025-26 OPERATING BUDGET

ANTIOCH PUBLIC FINANCING AUTHORITY

APFA 2015A LEASE REVENUE REFUNDING BONDS (410)
(Portion related to refunding 2001 ABAG bonds)

In February 2015, Antioch Public Financing Authority (APFA) Lease Revenue Refunding Bonds were issued to refinance the APFA 2002 A&B Lease Revenue Bonds and the ABAG 2001A Lease Revenue Bonds. The APFA leases the police facility and animal shelter to the City under a site and facility lease and the base rental payments made by the City represent the debt service on the new bonds. This fund accounts for the portion related to the ABAG bonds and debt service is paid by the General Fund. Final debt service is May 2031.

2015A LEASE REVENUE REFUNDING BONDS (FUND 410)						
Statement of Revenues, Expenditures and Change in Fund Balance						
	2022-23	2023-24	2024-25	2024-25	2025-26	%
	Actual	Actual	Budget	Revised	Proposed	Change
Beginning Balance, July 1	\$70	\$226	\$236	\$236	\$236	
Revenue Source:						
Transfer In – General Fund	348,688	341,933	344,977	344,988	342,276	-2%
Total Revenues	348,688	341,933	344,977	344,988	342,276	-2%
Expenditures:						
Services & Supplies	225	371	425	425	425	0%
Debt Service	348,250	341,500	344,500	344,500	341,750	-2%
Internal Services	57	52	52	63	101	-9%
Total Expenditures	348,532	341,923	344,977	344,988	342,276	-2%
Ending Balance, June 30	\$226	\$236	\$236	\$236	\$236	

ANTIOCH
2025-26 OPERATING BUDGET

ANTIOCH PUBLIC FINANCING AUTHORITY

APFA 2015A LEASE REVENUE REFUNDING BONDS (417)
(Portion related to refunding APFA 2002 A&B Lease Revenue Bonds)

In February 2015, Antioch Public Financing Authority (APFA) Lease Revenue Refunding Bonds were issued to refinance the APFA 2002 A&B Lease Revenue Bonds and the ABAG 2001A Lease Revenue Bonds. The APFA leases the police facility and animal shelter to the City under a site and facility lease and the base rental payments made by the City represent the debt service on the new bonds. This fund accounts for the portion related to the 2002 A&B bonds and debt service is reimbursed by Successor Agency to the Antioch Development Agency. Final debt service is May 2032.

2015A LEASE REVENUE REFUNDING BONDS (FUND 417)						
Statement of Revenues, Expenditures and Change in Fund Balance						
	2022-23	2023-24	2024-25	2024-25	2025-26	%
	Actual	Actual	Budget	Revised	Proposed	Change
Beginning Balance, July 1	\$416	\$3,187	\$4,197	\$4,197	\$6,602	
Revenue Source:						
Investment Income	2,471	5,149	10	4,000	2,500	-38%
Transfer in from ADA Retirement	1,578,253	1,611,806	1,654,178	1,652,440	1,695,900	3%
Total Revenues	1,580,724	1,616,955	1,654,188	1,656,440	1,698,400	3%
Expenditures:						
Services & Supplies	1,246	1,967	2,200	2,040	2,500	23%
Debt Service	1,576,650	1,613,900	1,651,900	1,651,900	1,695,400	3%
Internal Services	57	78	78	95	152	60%
Total Expenditures	1,577,953	1,615,945	1,654,178	1,654,035	1,698,052	3%
Ending Balance, June 30	\$3,187	\$4,197	\$4,207	\$6,602	\$6,950	

**CITY OF ANTIOCH AS
SUCCESSOR AGENCY AND
HOUSING SUCCESSOR TO THE
ANTIOCH DEVELOPMENT
AGENCY**

ANTIOCH

2025-26 OPERATING BUDGET

CITY OF ANTIOCH AS SUCCESSOR AGENCY AND HOUSING SUCCESSOR TO THE ANTIOCH DEVELOPMENT AGENCY

The Antioch Development Agency (Agency or ADA) was formed June 25, 1974, for the purpose of renovating designated areas within the City limits. Project areas were designated to receive tax increment funds based on redevelopment formulas. The redevelopment funds were targeted for slum and blight areas. There are currently four former redevelopment areas in Antioch encompassing 2,082 acres, which is 11.6% of the City's incorporated area.

Effective February 1, 2012, all redevelopment agencies throughout California were abolished with AB 1X26, the Dissolution Act. The City of Antioch elected to become the Successor Agency and Housing Successor to the Antioch Development Agency. The role of the City in these capacities is to oversee the wind-down of redevelopment and pay enforceable obligations of the former Antioch Development Agency until satisfied. As a result, the former Low and Moderate Income Housing Fund of the City has been re-named the Housing Fund and will account for the enforceable obligations of the former Antioch Development Agency related to activities of the former Low and Moderate Income Housing Fund. Expenses comprise administration of existing housing loans (rental rehabilitation, first time homebuyer, housing rehabilitation). Prior to dissolution, housing activities were funded by a 20% set-aside of tax increment revenues from the five project areas of the Antioch Development Agency. This set-aside is eliminated with dissolution, and obligations after February 1st will be funded with existing fund balance from the Low and Moderate Income Housing Fund and any loan repayments that may be received. The City as Successor Agency has also established the Redevelopment Obligation Retirement Fund to account for the receipt of property taxes from Contra Costa County to pay enforceable obligations of the former Antioch Development Agency. The payment of taxes occurs in June and January of each year to pay for obligations for the following six-month period as listed on the Successor Agency's approved Recognized Obligation Payment Schedule (ROPS).

SUMMARY OF SUCCESSOR AGENCY AND HOUSING SUCCESSOR FUNDS								
Fund	Fund #	Estimated Balance 7/1/24	Revised Revenues	Revised Expenditures	Estimated Balance 6/30/25	Proposed Revenues	Proposed Expenditures	Estimated Balance 6/30/26
Housing Fund	227	\$15,450,859	\$219,256	\$1,070,613	\$14,599,502	\$25,600	\$2,112,614	\$12,512,488
Redevelopment Obligation Retirement Fund	239	449,524	1,802,896	1,795,781	456,639	1,843,339	1,848,023	451,955
Successor Agency Project Area #1 Debt Service	431	153,176	145,354	146,926	151,604	151,142	147,203	155,543
Total Successor Agency and Housing Successor Funds		\$16,053,559	\$2,167,506	\$3,013,320	\$15,207,745	\$2,020,081	\$4,107,840	\$13,119,986

ANTIOCH

2025-26 OPERATING BUDGET

CITY OF ANTIOCH AS SUCCESSOR AGENCY AND HOUSING SUCCESSOR TO THE ANTIOCH DEVELOPMENT AGENCY

HOUSING FUND (227)

The former Low and Moderate Income Housing Fund has been renamed to the Housing Fund with the election by the City to become Housing Successor the Antioch Development Agency. The City's Housing program, funded through State Housing Successor funds, is administered through the Public Safety and Community Resources Department. This fund is the remainder of the housing funds of the former Antioch Development Agency. It provides \$250k annually for homeless programs and funding for affordable housing projects to benefit lower income families. Funding will be exhausted in approximately the next two years.

Housing Rehabilitation and Housing Downpayment Assistance will have to compete for PLHA funding or new sources will be needed to continue them. The Housing Fund accounts for outstanding enforceable obligations relating to existing housing activities. A large portion of the fund balance represents the balance of housing loan receivables due the agency.

2024-2025 Accomplishments:

- Annually provide an average of 10 emergency housing grants (up to \$15k) and 3-4 housing loans (up to \$75k) to conduct emergency repairs and extensive housing rehabilitation that allows lower income, usually older homeowners, to remain safely in their homes and age in place.
- Annually manage \$250,000 in grant funding to four-six agencies providing homeless prevention and services to unhoused residents in the City, serving 22,793 residents each year.
- In FY 24-25, providing funding commitment of \$3 million to two affordable housing developers to construct 40 units of new housing with supportive services for homeless persons with affordability of 30% of the area median income (AMI), and 60 units of affordable housing up to 50% AMI.
- Report annually to State on accomplishments and fund balances of the Housing Successor fund.
- Substantially assist Planning division of Community Development in writing of Housing Element, reporting accomplishments in fair housing, tenant landlord, homeless prevention and homeless services, housing rehabilitation, home buyer down payment assistance, and other housing programs listed in the Housing Element.

FY 2026 & FY 2027 Objectives:

- Provide HS funding to assist in the development of 50 new units of housing for persons of extremely low income, not exceeding 30% of the area median income.
- Monitor all multifamily affordable housing projects for compliance with Housing Successor regulations.
- Continue to manage Housing Rehabilitation and AHOP programs to assist lower income homeowners, as well as grant program to prevent homelessness and assist unhoused residents.
- Continue to produce annual Housing Successor and Housing Element services reports with Planning staff.
- Implement succession planning for staffing of Affordable Housing functions

ANTIOCH
2025-26 OPERATING BUDGET

CITY OF ANTIOCH AS SUCCESSOR AGENCY AND HOUSING SUCCESSOR TO THE ANTIOCH DEVELOPMENT AGENCY

HOUSING FUND (227) (Continued)

HOUSING FUND (FUND 227)						
Statement of Revenues, Expenditures and Change in Fund Balance						
	2022-23	2023-24	2024-25	2024-25	2025-26	%
	Actual	Actual	Budget	Revised	Proposed	Change
Beginning Balance, July 1	\$16,503,266	\$15,930,610	\$15,450,859	\$15,450,859	\$14,599,502	
Revenue Source:						
Investment Income	171,925	345,256	20,000	206,228	25,000	-88%
Other	0	0	0	13,028	600	-95%
Total Revenue	171,925	345,256	20,000	219,256	25,600	-88%
Expenditures:						
Personnel	69,845	66,960	234,896	87,771	248,068	183%
Services & Supplies	630,076	683,723	3,872,500	879,058	1,790,000	104%
Transfer Out – Comm. Benefit Fund	0	0	2,832	2,832	0	-100%
Internal Services	44,660	74,324	77,080	100,952	74,546	-26%
Total Expenditures	744,581	825,007	4,187,308	1,070,613	2,112,614	97%
Ending Balance, June 30	\$15,930,610	\$15,450,859	\$11,283,551	\$14,599,502	\$12,512,488	
Reserved for Housing Loans Receivable	(9,501,359)	(9,630,928)	(9,513,675)	(9,513,675)	(9,508,275)	
Funds Available	\$6,429,251	\$5,819,931	\$1,769,876	\$5,085,827	\$3,004,213	

ANTIOCH
2025-26 OPERATING BUDGET

CITY OF ANTIOCH AS SUCCESSOR AGENCY AND HOUSING SUCCESSOR TO THE ANTIOCH DEVELOPMENT AGENCY

REDEVELOPMENT OBLIGATION RETIREMENT FUND (239)

This fund was established by the City as Successor Agency to the Antioch Development Agency to account for property tax receipts from Contra Costa County to pay enforceable obligations of the former Antioch Development Agency.

REDEVELOPMENT OBLIGATION RETIREMENT FUND (FUND 239)						
Statement of Revenues, Expenditures and Change in Net Position						
	2022-23	2023-24	2024-25	2024-25	2025-26	%
	Actual	Actual	Budget	Revised	Proposed	Change
Beginning Balance, July 1	\$572,063	\$490,778	\$449,524	\$449,524	\$456,639	
Revenue Source:						
Taxes ¹	1,631,409	1,694,351	1,780,439	1,775,896	1,821,339	3%
Investment Income	16,576	19,527	5,000	27,000	22,000	-19%
Total Revenue	1,647,985	1,713,878	1,785,439	1,802,896	1,843,339	2%
Expenditures:						
Administration/Other	1,895	656	2,250	1,676	2,250	34%
Transfers Out ²	1,724,727	1,752,921	1,801,814	1,791,934	1,843,032	3%
Internal Services	2,648	1,555	1,624	2,171	2,741	26%
Total Expenditures	1,729,270	1,755,132	1,805,688	1,795,781	1,848,023	3%
Ending Balance, June 30	\$490,778	\$449,524	\$429,275	\$456,639	\$451,955	

¹NOTE: The County distributes taxes each June and January to pay for obligations due for the upcoming six-month period. The payment expected in June will cover expenditures for the period of July through December. Therefore, revenues will not equal expenditures due to the timing difference of what period the money received covers.

²NOTE: Transfers Out are to the Antioch Public Financing Authority Fund to pay for debt service on the 2002 Lease Revenue Bonds and 2015A Lease Revenue Bonds for which the former Antioch Development Agency was obligated to pay, and debt service funds for the 2009 Tax Allocation Bonds.

ANTIOCH

2025-26 OPERATING BUDGET

CITY OF ANTIOCH AS SUCCESSOR AGENCY AND HOUSING SUCCESSOR TO THE ANTIOCH DEVELOPMENT AGENCY

THE CITY OF ANTIOCH AS SUCCESSOR AGENCY TO THE ANTIOCH DEVELOPMENT AGENCY DEBT SERVICE AREA #1 (431) – This fund accounts for the repayment of the 2009 Tax Allocation Bonds. Details of the outstanding bond issue are as follows:

2009 Series Tax Allocation Bonds – These bonds were issued in 2009 and purchased directly by the State of California Department of Water Resources for the Markley Creek Remediation Project. The final debt service payment is scheduled to occur in September 2027.

SUCCESSOR AGENCY PROJECT AREA #1 DEBT SERVICE (FUND 431)						
Statement of Revenues, Expenditures and Change in Fund Balance						
	2022-23	2023-24	2024-25	2024-25	2025-26	%
	Actual	Actual	Budget	Revised	Proposed	Change
Beginning Balance, July 1	\$146,100	\$151,181	\$153,176	\$153,176	\$151,604	
Revenue Source:						
Investment Income	4,802	7,559	33	5,860	4,010	-32%
Transfer In ¹	146,474	141,115	147,636	139,494	147,132	5%
Total Revenues	151,276	148,674	147,669	145,354	151,142	4%
Expenditures:						
Debt Service	146,086	146,544	147,501	146,746	146,952	0%
Internal Services	109	135	135	180	251	39%
Total Expenditures	146,195	146,679	147,636	146,926	147,203	0%
Ending Balance, June 30	\$151,181	\$153,176	\$153,209	\$151,604	\$155,543	

¹NOTE: Transfer in is from the Redevelopment Obligation Retirement Fund to pay for debt service.

SUPPLEMENTARY INFORMATION

ANTIOCH
2025-26 OPERATING BUDGET

SUPPLEMENTARY INFORMATION

ANTIOCH PUBLIC FINANCING AUTHORITY 2015A LEASE REVENUE REFUNDING BONDS DEBT SCHEDULE

Fiscal Year	2001 ABAG Refinanced Portion		APFA 2002 A&B Refinanced Portion		Aggregate Debt Service	
	Balance	P & I Payments	Balance	P & I Payments	Balance	P & I Payments
2014-15	\$3,840,000	\$ -	\$19,315,000	\$ -	\$23,155,000	\$ -
2015-16	3,700,000	347,167	18,925,000	1,392,528	22,625,000	1,739,694
2016-17	3,525,000	341,700	18,385,000	1,352,450	21,910,000	1,694,150
2017-18	3,345,000	341,450	17,795,000	1,386,250	21,140,000	1,727,700
2018-19	3,155,000	344,250	17,150,000	1,417,650	20,305,000	1,761,900
2019-20	2,955,000	344,750	16,435,000	1,455,400	19,390,000	1,800,150
2020-21	2,745,000	344,750	15,645,000	1,494,650	18,390,000	1,839,400
2021-22	2,525,000	344,250	14,775,000	1,535,150	17,300,000	1,879,400
2022-23	2,290,000	348,250	13,820,000	1,576,650	16,110,000	1,924,900
2023-24	2,050,000	341,500	12,780,000	1,613,900	14,830,000	1,955,400
2024-25	1,795,000	344,500	11,650,000	1,651,900	13,445,000	1,996,400
2025-26	1,530,000	341,750	10,420,000	1,695,400	11,950,000	2,037,150
2026-27	1,250,000	343,500	9,165,000	1,658,900	10,415,000	2,002,400
2027-28	955,000	344,500	7,570,000	1,936,150	8,525,000	2,280,650
2028-29	650,000	339,750	5,855,000	1,976,400	6,505,000	2,316,150
2029-30	325,000	344,500	4,005,000	2,025,650	4,330,000	2,370,150
2030-31	-	334,750	2,055,000	2,070,150	2,055,000	2,404,900
2031-32	-	-	-	2,116,650	-	2,116,650
TOTALS		\$5,491,317		\$28,355,828		\$33,847,144

- APFA 2002A&B Portion – Debt payments reimbursed by the Successor Agency to the Antioch Development Agency

ANTIOCH

2025-26 OPERATING BUDGET

SUPPLEMENTARY INFORMATION

MARINA - LOAN REPAYMENT SCHEDULES

FISCAL YEAR	#84-21-45		#85-21-130		#86-21-166		#87-21-59	
	Balance	P & I Payments	Balance	P & I Payments	Balance	P & I Payments	Balance	P & I Payments
1989-90	\$2,000,000							
1999-91	1,953,343	\$166,657	\$3,000,000					
1991-92	1,903,886	166,657	2,945,081	\$234,919	\$500,000		\$715,198	\$43,460
1992-93	1,851,461	166,657	2,886,867	234,919	491,607	\$31,893	704,154	42,309
1993-94	1,805,528	139,644	2,837,468	195,516	483,236	31,053	694,334	42,309
1994-95	1,747,133	139,644	2,769,638	195,516	473,929	31,053	683,271	42,309
1995-96	1,686,110	139,644	2,698,756	195,516	464,203	31,053	671,709	42,309
1996-97	1,622,341	139,644	2,624,684	195,516	454,039	31,053	659,627	42,309
1997-98	1,555,702	139,644	2,547,279	195,516	443,418	31,053	647,001	42,309
1998-99	1,486,065	139,644	2,466,390	195,516	432,318	31,053	633,807	42,309
1999-00	1,413,294	139,644	2,381,862	195,516	420,720	31,053	620,019	42,389
2000-01	1,336,349	140,543	2,292,825	196,220	408,579	31,073	605,531	42,389
2001-02	1,255,942	140,543	2,199,783	196,220	395,892	31,073	590,391	37,550
2002-03	1,226,926	85,533	2,153,929	144,844	388,571	25,136	579,408	37,550
2003-04	1,196,605	85,533	2,106,012	144,844	380,921	25,136	567,932	37,550
2004-05	1,164,919	85,533	2,055,938	144,844	372,927	25,136	555,939	37,550
2005-06	1,131,807	85,533	2,003,611	144,844	364,572	25,136	543,406	37,550
2006-07	1,097,205	85,533	1,948,930	144,844	355,842	25,136	530,309	37,550
2007-08	1,061,047	85,533	1,891,788	144,844	346,719	25,136	516,623	37,550
2008-09	1,023,261	85,533	1,832,074	144,844	337,185	25,136	502,321	37,550
2009-10	983,775	85,533	1,769,673	144,844	327,223	25,136	487,376	37,550
2010-11	942,511	85,533	1,704,465	144,844	316,812	25,136	471,758	37,550
2011-12	899,391	85,533	1,636,322	144,844	305,932	25,136	455,437	37,550
2012-13	854,331	85,533	1,565,112	144,844	294,563	25,136	438,381	37,550
2013-14	807,243	85,533	1,490,698	144,844	282,682	25,136	420,559	37,550
2014-15	758,036	85,533	1,412,936	144,844	270,267	25,136	401,934	37,550
2015-16	706,627	85,521	1,331,674	144,844	257,293	25,136	382,471	37,550
2016-17	684,102	54,323	1,246,755	144,844	243,735	25,136	362,132	37,550
2017-18	660,564	54,323	1,158,021	144,838	229,567	25,136	340,878	37,550
2018-19	635,966	54,323	1,121,107	89,025	214,762	25,136	318,667	37,535
2019-20	610,261	54,323	1,082,532	89,025	199,312	25,115	295,472	22,716

ANTIOCH

2025-26 OPERATING BUDGET

SUPPLEMENTARY INFORMATION

Marina Loan Repayment Schedules (Continued)								
Fiscal Year	#84-21-45		#85-21-130		#86-21-166		#87-21-59	
	Balance	P & I Payments	Balance	P & I Payments	Balance	P & I Payments	Balance	P&I Payments
2020-21	583,400	54,323	1,042,221	89,025	192,956	15,325	286,053	22,716
2021-22	555,330	54,323	1,000,096	89,025	186,314	15,325	276,209	22,716
2022-23	525,997	54,323	956,075	89,025	179,373	15,325	265,923	22,716
2023-24	495,344	54,323	910,073	89,025	172,119	15,325	255,173	22,716
2024-25	463,311	54,323	862,002	89,025	164,540	15,325	243,940	22,716
2025-26	429,837	54,323	811,767	89,025	156,619	15,325	232,201	22,716
2026-27	394,857	54,323	759,271	89,025	148,342	15,325	219,934	22,716
2027-28	358,303	54,323	704,413	89,025	139,692	15,325	207,115	22,716
2028-29	320,103	54,323	647,087	89,025	130,653	15,325	193,719	22,716
2029-30	280,185	54,323	587,181	89,025	121,208	15,325	179,721	22,716
2030-31	238,470	54,323	524,579	89,025	111,337	15,325	165,092	22,716
2031-32	194,878	54,323	459,160	89,025	101,022	15,325	149,805	22,716
2032-33	149,325	54,323	390,797	89,025	90,243	15,325	133,831	22,716
2033-34	101,722	54,323	319,358	89,025	78,979	15,325	117,137	22,716
2034-35	51,976	54,323	244,704	89,025	67,208	15,325	99,692	22,716
2035-40	0	54,315	0	267,050	0	76,540	0	113,542
TOTALS		\$4,042,468		\$6,328,863		\$1,070,252		\$1,554,568

ANTIOCH
2025-26 OPERATING BUDGET

SUPPLEMENTARY INFORMATION

WATER FUND – STATE REVOLVING FUND (SRF) LOAN REPAYMENT – BRACKISH WATER PROJECT

FISCAL YEAR	DEBT SERVICE SRF LOAN			FISCAL YEAR	DEBT SERVICE SRF LOAN (Continued)		
	Principal Balance	Principal Additions	Principal & Interest Payments		Principal Balance	Principal Additions	Principal & Interest Payments
2021-22	\$8,977,516	\$8,977,516	\$0	2043-44	\$24,949,566	-	\$2,463,079
2022-23	43,134,642	34,157,126	79,937	2044-45	22,835,781	-	2,463,079
2023-24	60,000,000	16,865,358	241,073	2045-46	20,692,403	-	2,463,079
2024-25	60,000,000	-	711,360	2046-47	18,519,016	-	2,463,079
2025-26	58,376,921	-	2,463,079	2047-48	16,315,204	-	2,463,079
2026-27	56,731,118	-	2,463,079	2048-49	14,080,537	-	2,463,079
2027-28	55,062,274	-	2,463,079	2049-50	11,814,585	-	2,463,079
2028-29	53,370,067	-	2,463,079	2050-51	9,516,910	-	2,463,079
2029-30	51,654,169	-	2,463,079	2051-52	7,187,068	-	2,463,079
2030-31	49,914,248	-	2,463,079	2052-53	4,824,607	-	2,463,079
2031-32	48,149,968	-	2,463,079	2053-54	2,429,072	-	2,463,079
2032-33	46,360,988	-	2,463,079	2054-55	0	-	2,463,079
2033-34	44,546,962	-	2,463,079				
2034-35	42,707,540	-	2,463,079				
2035-36	40,842,367	-	2,463,079				
2036-37	38,951,080	-	2,463,079				
2037-38	37,033,316	-	2,463,079				
2038-39	35,088,703	-	2,463,079				
2039-40	33,116,866	-	2,463,079				
2040-41	31,117,422	-	2,463,079				
2041-42	29,089,987	-	2,463,079				
2042-43	27,034,167	-	2,463,079				
				TOTALS	\$0	\$60,000,000	\$74,924,750

NOTE: Final payment due July 31, 2054

ANTIOCH
2025-26 OPERATING BUDGET

SUPPLEMENTARY INFORMATION

CITY OF ANTIOCH AS SUCCESSOR AGENCY TO THE ANTIOCH DEVELOPMENT AGENCY DEBT REPAYMENT SCHEDULE

FISCAL YEAR	DEBT SERVICE AREA #1 2009 TAB'S	
	Balance	Payments
2009-10	\$2,080,841	\$23,594
2010-11	1,985,498	148,206
2011-12	1,891,432	144,762
2012-13	1,794,313	144,730
2013-14	1,694,977	144,697
2014-15	1,593,058	144,664
2015-16	1,488,489	144,629
2016-17	1,381,201	144,594
2017-18	1,271,124	144,558
2018-19	1,158,184	144,520
2019-20	1,042,309	144,482
2020-21	923,420	144,443
2021-22	801,441	144,403
2022-23	676,289	144,362
2023-24	547,884	144,319
2024-25	416,141	144,276
2025-26	280,972	144,231
2026-27	142,289	144,186
2027-28	-	144,139
TOTALS		\$2,627,794

ANTIOCH

2025-26 OPERATING BUDGET

SUPPLEMENTARY INFORMATION

GLOSSARY OF BUDGET TERMINOLOGY

Account Groups: Account groups are used to establish accounting control of general fixed assets and the unmatured principal of general long-term obligations. Assets and liabilities of these funds are neither spendable resources nor do they require current appropriation. Therefore, they are accounted for separately from the governmental fund types.

Accrual Basis: A basis of accounting in which transactions are recognized at the time they are incurred, as opposed to when cash is received or spent.

Activity: Departmental efforts which contribute to the achievement of a specific set of program objectives; the smallest unit of the program budget.

Agency Funds: Agency funds are used to account for assets held by the City as an agent for individuals, private organizations, other governments and/or other funds.

Appropriation: An authorization by the City Council to make expenditures/expenses and to incur obligations for a specific purpose within a specific time frame. An appropriation is usually limited in amount and as to time when it may be expended. Operational appropriations usually expire at fiscal year end.

Assessed Valuation: A dollar value placed on real estate or other property by Contra Costa County as a basis for levying property taxes.

Assessment District: Defines area of land that is benefited by the acquisition, construction, or maintenance of a public improvement. An assessment is levied and collected in the regular property tax bill to fund the improvements.

Assets: A probable future economic benefit obtained or controlled by a particular entity as a result of past transactions or events.

Audit: A view of the City's accounts by an independent auditing firm to substantiate fiscal year-end funds, salaries, reserves, and cash on hand.

Beginning/Ending (Unappropriated) Fund Balance/Net Position: Unencumbered resources available in a fund from the prior/current fiscal year after payment of the prior/current fiscal year's expenditures/expenses. This is not necessarily cash on hand.

Bond: A City may raise capital by issuing a written promise to pay a specific sum of money, called the face value or principal amount, at a specific date or dates in the future, together with periodic interest at a special rate.

Budget: A plan of financial activity for a specified period of time indicating all planned revenues and expenses for the budget period (July 1 through June 30). The budget is proposed until it has been approved by the City Council.

Budget Amendment: The City Council has the sole responsibility for adopting the City's budget and may amend or supplement the budget at any time after adoption by a majority vote. The City Manager has the authority to approve administrative adjustments to the budget as long as those changes will not have a significant policy impact nor affect budgeted year-end fund balances.

ANTIOCH
2025-26 OPERATING BUDGET

SUPPLEMENTARY INFORMATION

GLOSSARY OF BUDGET TERMINOLOGY (Continued)

Budget Hearing: A public meeting at which any citizen may appear and be heard regarding the increase, decrease or omission of any item in the proposed budget as presented in writing by the City Manager to the City Council.

Building Permits: The City requires that building permits be obtained to ensure that structures meet specific standards. The City requires various construction permits for activities such as the installation of electric, plumbing, and sewage facilities. The City charges a fee for issuing these permits in order to recover only the costs incurred. These fees are collected into the General Fund.

Business License Tax: The Business License Tax is imposed for the privilege of conducting business within the City. These fees are collected into the General Fund.

Capital Improvement: A permanent addition to the City's assets, including the design, construction, or purchase of land, buildings, or facilities, or major renovations of same.

Capital Improvement Program (CIP): A financial plan of proposed capital improvement projects with single- and multiple-year capital expenditures/expenses. The Capital Improvement Program plans for five years and is updated annually.

Capital Outlay: A budget appropriation category which budgets all equipment having a unit cost of more than \$5,000 and an estimated useful life of five years. Non-CIP capital outlay is budgeted in the City's operating budget.

Capital Projects: Major construction, acquisition, or renovation activities which add value to a government's physical assets or significantly increase their useful life.

CDBG: Community Development Block Grant – a program designed by the U.S. Department of Housing and Urban Development to revitalize low-and-moderate-income areas within a city.

Consumer Price Index (CPI): Consumer price index is a statistical measure of a weighted average of prices of a specified set of goods and services purchased by wage earners in urban areas.

Debt Service: Payment of the principal and interest on an obligation resulting from the issuance of bonds, notes, or certificates of participation.

Debt Service Requirements: The amount of money required to pay principal and interest on outstanding debt and required contributions to accumulate monies for future retirement of term bonds.

Deficit: An excess of expenditures or expenses over revenues (resources).

ANTIOCH

2025-26 OPERATING BUDGET

SUPPLEMENTARY INFORMATION

GLOSSARY OF BUDGET TERMINOLOGY (Continued)

Department: An organizational unit comprised of divisions or programs. It is the basic unit of service responsibility encompassing a broad mandate of related activities.

Division: A sub-section (or activity) within a department which furthers the objectives of the City Council by providing specific services or a product.

Encumbrances: Funds not yet expended, but which are legally obligated or "set aside" in anticipation of expenditure. These funds cease to be an encumbrance when paid and become a disbursement.

Enterprise Funds: A type of fund established for the total costs of those governmental facilities and services which are operated in a manner similar to private enterprises. These programs are entirely or predominantly self-supporting. The City's water, sewer, marina, and Prewett Park funds are enterprise funds.

Expenditure: The actual spending of Governmental Funds set aside by appropriation.

Expense: The actual spending of Proprietary Funds (Enterprise and Internal Service Fund types) set aside by an appropriation.

Fiscal Year: A 12-month period of time to which a budget applies. In Antioch, it is July 1 through June 30.

Fixed Assets: Assets of a long-term character such as land, building, machinery, furniture and other equipment with a value greater than \$5,000 and a useful life longer than 5 years.

Franchise Fee: A Franchise Fee is imposed on various utilities and organizations which permits them to use and operate those facilities within the City. These fees are collected into the General Fund.

FTE (Full-Time Equivalent): The amount of time a regular full or part-time position has been budgeted for in terms of the amount of time an employee works in a year.

Fund: An independent fiscal and accounting entity used to record all financial transactions related to the specific purpose for which the fund was created.

Fund Balance: Also known as financial position, fund balance is the excess of assets over liabilities, and represents the cumulative effect of revenues and other financing sources over expenditure and other financing uses.

General Fund: The primary fund of the City used to account for all revenues and expenditures of the City not legally restricted as to use. This fund is used to offset the cost of the City's general operations. Examples of departments financed by the General Fund include the Police Department and City Council.

ANTIOCH

2025-26 OPERATING BUDGET

SUPPLEMENTARY INFORMATION

GLOSSARY OF BUDGET TERMINOLOGY (Continued)

Governmental Fund Types: General, Special Revenue, Debt Service and Capital Projects fund types are used to account for most governmental functions. The governmental fund measurement focus is on the "financial flow" basis, which accounts for sources and uses of available spendable resources.

Grant: Contributions, gifts of cash, or other assets from another governmental entity to be used or expended for a specific purpose, activity, or facility. An example is the Community Development Block Grant provided by the Federal Government.

Infrastructure: Facilities on which the continuance and growth of a community depend on such as roads, water lines, sewers, public buildings, and parks.

Interest: Interest income is earned as the City invests its idle funds in various investment media. The goal of the City's investment is to protect each investment while achieving the highest rate of return.

Interfund Transfers: Monies transferred from one fund to another. Such money is transferred to finance the operations of another fund or to reimburse the fund for certain expenditures/expenses.

Internal Service Fund: An Internal Service Fund provides services to other City departments and bills the various other funds for services rendered, just as would private business. Internal Service Funds are self-supporting and only the expense by this fund is counted in budget totals. Examples include the Equipment Maintenance Fund, Information Systems Fund, and Loss Control Fund.

Materials, Supplies, and Services: Expenditures/expenses for materials, supplies, and services which are ordinarily consumed within a fiscal year and which are not included in departmental inventories.

Objectives: The expected results or achievements of a budget activity.

Operating Budget: Annual appropriation of funds for on-going program costs, including salaries and benefits, services and supplies, debt service, capital outlay and capital improvements.

Ordinance: A formal legislative enactment by the City Council. It has the full force and effect of law within City boundaries unless preempted by a higher form of law. An Ordinance has a higher legal standing than a Resolution.

Performance Measures: A performance measure is a public oriented measure which, whether stated in terms of effectiveness or efficiency, quantitatively describes how well a service is being performed. The foundation of performance measures is understanding the relationship between program inputs, outputs, efficiency, effectiveness, and ultimately program outcomes.

Property Tax: Property tax is imposed on real property (land and permanently attached improvements, such as building) and tangible personal property located within the City.

ANTIOCH

2025-26 OPERATING BUDGET

SUPPLEMENTARY INFORMATION

GLOSSARY OF BUDGET TERMINOLOGY (Continued)

Proposition 4 Limit (Gann Initiative): In November 1979, the voters of the State of California approved Proposition 4, commonly known as the (Paul) Gann Initiative. The Proposition created Article XIII B of the State Constitution placing limits on the amount of revenue which can be spent by all entities of government. Proposition 4 became effective for the 1980-81 fiscal year, but the formula for calculating the limits was based on the 1978-79 "base Year" revenues. In June 1990 California voters passed Proposition 111, which provides or new adjustment formulas to make the Gann appropriations limit more reflective of increased service demand due to commercial growth.

Proprietary Fund Types: Enterprise and Internal Service fund types are used to account for on-going activities which are financed and operated in a manner similar to those found in the private sector. The intent is that costs (expenses, including depreciation) be financed or recovered through user charges. The measurement focus is "capital maintenance" as in private industry, with the emphasis on net income determination.

Reimbursement: Payment of amount remitted on behalf of another party, department, or fund.

Committed Fund Balance: Accounts used to record a portion of the fund balance as legally segregated for a specific use and not available for appropriation.

Resolution: A special order of the City Council which has a lower legal standing than an ordinance.

Revenues: Amount received for taxes, fees, permits, licenses, interest, intergovernmental sources, and other sources during the fiscal year.

Salaries and Benefits: A budget category which generally accounts for full time and temporary employees; overtime expenses; and all employee benefits, such as medical, retirement, worker's compensation, and dental.

Sales and Use Tax: Sales and use tax is imposed on retailers for the privilege of selling, at retail, within the City limits. This tax is based on the sales price of any taxable transaction of tangible personal property. This revenue is placed in the General Fund for unrestricted uses.

Special Revenue Funds: This fund type collects revenues that are restricted by the City, State, or Federal Government as to how the City might spend them.

Transient Occupancy Tax: The Transient Occupancy Tax is a tax imposed on "transients" who occupy a room or room in a hotel or motel in the City. This tax is 10%. Seven percent is placed in the General Fund and three percent is placed in the Civic Arts Fund.

