



Opportunity **creates** here.

ANTIOCH
CALIFORNIA
OPPORTUNITY LIVES HERE



Opportunity **grows** here.

ANTIOCH
CALIFORNIA
OPPORTUNITY LIVES HERE

CITY OF
ANTIOCH
CALIFORNIA
OPPORTUNITY LIVES HERE



Opportunity **builds** here.

ANTIOCH
CALIFORNIA
OPPORTUNITY LIVES HERE



Opportunity **plays** here.

ANTIOCH
CALIFORNIA
OPPORTUNITY LIVES HERE

OPERATING BUDGET
ADOPTED JUNE 25, 2019

ANTIOCH
2019-21 OPERATING BUDGET

CITY OF ANTIOCH, CALIFORNIA
2019-21 OPERATING BUDGET

ANTIOCH
2019-21 OPERATING BUDGET

CITY OF ANTIOCH
2019-21 OPERATING BUDGET

Adopted June 25, 2019

City Council

Sean Wright, Mayor
Joy Motts, Mayor Pro Tem
Lori Ogorchock, Council Member
Monica Wilson, Council Member
Lamar Thorpe, Council Member

Other Elected Officials

Arne Simonsen, City Clerk
Jim Davis, City Treasurer

City Attorney

Thomas Lloyd Smith

City Manager

Ron Bernal

ANTIOCH
2019-21 OPERATING BUDGET

Department Directors

Dawn Merchant, Finance Director
Jon Blank, Public Works Director/City Engineer
Forrest Ebbs, Community Development Director
Tammany Brooks, Police Chief
Nickie Mastay, Administrative Services Director
Alan Barton, Information Services Director
Kwame Reed, Economic Development Director
Nancy Kaiser, Parks and Recreation Director

City of Antioch
Third & "H" Streets, P.O. Box 5007
Antioch, California 94531-5007
www.antiochca.gov



June 25, 2019

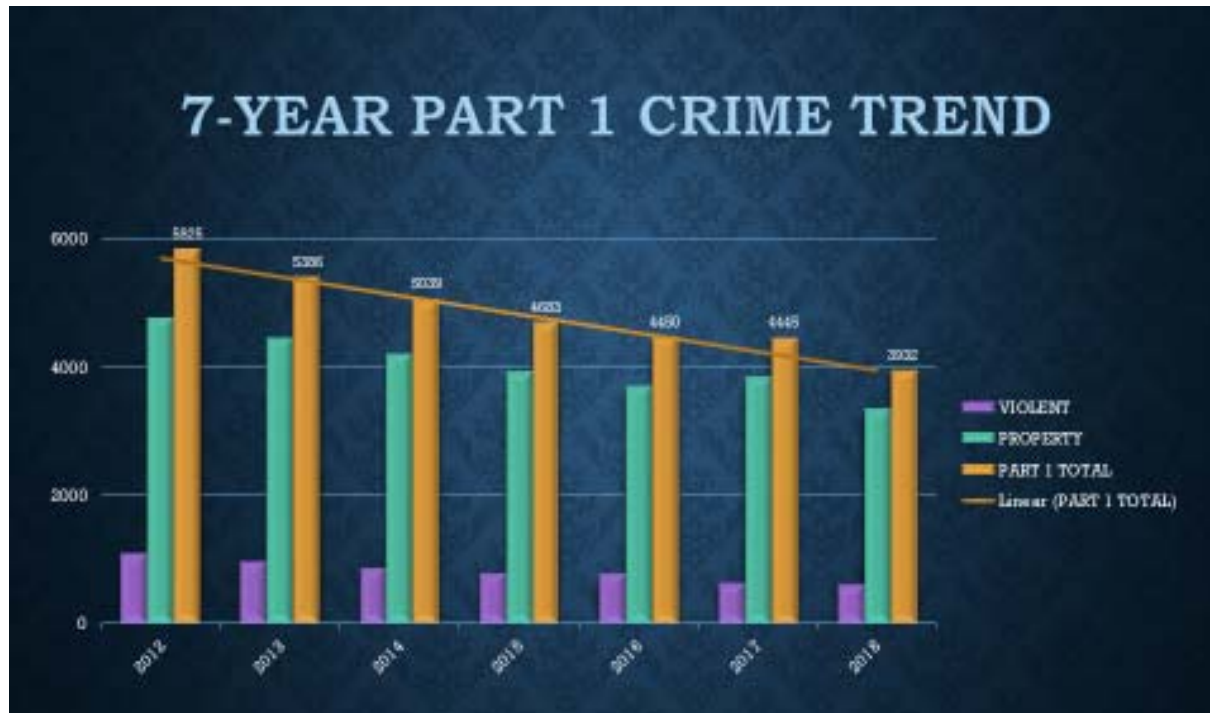
Honorable Mayor and City Council:

I am pleased to submit the Fiscal Year 2019-2021 two-year budget for the City of Antioch. The message throughout this document reflects stabilized revenues, healthy reserves and adequate, although still below optimum, staffing levels. The City Council held eight budget development study sessions, twice as many as the last budget approval process, to carefully review every proposed position, project, and revenue and expenditure of every fund, demonstrating their commitment to careful fiscal stewardship and management of taxpayer dollars. The budget presented continues to reflect a strong economy with steadily increasing property and sales tax revenues. Even though there are many economic variables and related costs that are beyond the City's control, the City is anticipating continued growth and new economic development opportunities in the years ahead. With City Council's desire to see Antioch's economy grow and quality of life continue to improve, the budget includes much needed staffing and expenditures to accomplish these priorities.

Revenues have increased 70% since 2012 as the City began to slowly pull out of the recession. The passage of Measure C, a one-half cent sales tax that went into effect in April 2014 and Measure O, a residential business license tax that passed in November 2014 have generated an estimated \$32,358,859 and \$9,674,400 respectively through June 30, 2019. Antioch voters further demonstrated their commitment to helping the City achieve financial stability with the passage of Measure W in November 2018, increasing the half-cent sales tax to one full cent. Measure W is expected to generate approximately \$15M per year, increasing over time, for an estimated \$350M over the measure's twenty-year term. City Council has taken further measures to cement the City's future financial viability with the establishment of a Budget Stabilization fund in 2018 and a previous policy to maintain the General Fund's unassigned reserves at 20% of operating revenues. In order to methodically address the City's unfunded pension and OPEB liabilities, the City Council intends to fully fund the Other Post-Employment Benefits (OPEB) Actuarially Determined Contribution each year from the Budget Stabilization Fund, which will result in approximately \$1.3M additional dollars each year being set aside in the City's Section 115 trust that was established in 2007 for OPEB.

The biggest financial uncertainty the City faces over the next decade is what additional cost increases the State of California Public Employee Retirement System (CalPERS) will impose upon Antioch to meet our contribution obligations. In spite of the strong economy, CalPERS has recently missed their projected rate-of-return on their investments which has resulted in increased costs to agencies in the CalPERS system to make up for this shortfall in revenue.

Since the passage of Measure C by Antioch voters, the Police Department has hired 70 sworn officers resulting in a net gain of 22 sworn officers bringing our total sworn officers to 104. City Council has authorized hiring up to 115 sworn Officers in this budget. A recent study conducted by the Center on Juvenile and Criminal Justice found that of all 73 Cities in California with a population over 100,000, Antioch had the largest 1-year reduction in violent crime (2017-2018) of 20%. With the passage of Measure W, Antioch sits poised to see further reductions in crime with enhanced Police services in the areas of traffic and community policing. Additionally, the impact of Measure C has resulted in Part I crime in Antioch decreasing for seven consecutive years. Since 2012, the City has seen a 43.6% reduction in violent crime and a 30% reduction in property crime as shown in the chart below:



The recently adopted 2019-2029 Vision and Strategic Plan, which consists of twelve aspirational priorities and seven goals, lays the framework for envisioning an Antioch that capitalizes on our abundant developable land, recently opened BART station and Highway 4 widening, unique location along the San Joaquin River, miles of trails in world-class open space and new economic development opportunities in the area of cannabis and Opportunity Zones. The Plan is a result of a comprehensive review of the City's operations and finances, Quality of Life Surveys of Antioch residents in the Fall of 2017 and Spring of 2018, many strategic/vision workshops with the final vision and strategic plan workshop occurring in February 2019. With a population of 113,901 as of 1/1/19 Antioch remains the second largest City in Contra Costa County with slightly less than 10% of the total County population which is 1,155,795.

Beautifying our corridors, eradicating blight, focusing on our youth and seniors, becoming a greener and cleaner city, and providing community and conference centers were some of the key aspirational priorities identified in the Plan. Funding for staffing and projects directly reflect this vision. As East County's largest city, Antioch is poised to lead our efforts to cooperatively market our region.

Council Aspirational Priorities are:

- Beautification/target blight
- Community Cameras
- Community Center Downtown/Yard
- Conference Center
- Hillcrest Specific Plan Area
- L Street
- Marina Adventure Center
- Mobility plan
- Municipal Center/Library 18th Street
- Solar
- Youth Programs
- Senior Services

Council Goals are:

- Ensure the City's Continued Financial Stability
- Support Public Safety

- Support Sustainable Economic Development
- Promote Community Pride
- Strive to Be a Healthy Community
- Support Historic Downtown Revitalization
- Promote Sustainable Development

Over the past 18 months, Antioch has actively worked on a rebranding effort to both identify the “common thread” that ties our vast and diverse City together while simultaneously putting the word out to the greater Bay Area to come check us out; Antioch is open for business. Departing from our historical tagline of “Gateway to the Delta” with the logo of a sailboat with the Antioch Bridge and hills in the background, the City Council has embarked on our new vision and direction with the tagline, “Antioch—Opportunity Lives Here” in recognition of who we are and where we are heading as a City. This new image has strong support from lifelong Antiochians, to many who had never heard of or paid attention to our City before this campaign. With the addition of a Public Information/Communication Officer in this budget, we will be emphasizing and coordinating our citywide message of opportunity and hope for a better tomorrow.

ACCOMPLISHMENTS OF NOTE

We have closed the prior budget period with many successes. These include the following:

- The Brackish Water Desalination Project received \$10M in State grant funds, the Environmental Impact Report (EIR) has been certified, and the City is in the permitting phase of the project which will deliver 6 million gallons per day of reliable, low cost, high quality and drought-proof water to Antioch preserving our pre-1914 water rights.
- Part 1 crime is down for the seventh straight year.
- The Code Enforcement Division continues to make an enormous contribution to public safety and the wellbeing of our community. Over the past two years, the Code Enforcement Division have addressed nearly 8,700 cases and removed over 13,400 cubic yards of debris from our neighborhoods.
- Started the City’s rebranding project and developed Opportunity Lives Here and wordmark.
- Authorization to the Police Department to hire up to 110 Police Officers.
- Hillcrest BART Station Grand Opening.
- Highway 4 Landscaping.

- Water Treatment Plant Disinfection.
- Senior Center Improvements.
- Prosserville and Contra Loma Estates Parks playground equipment replacement.
- Freeway Cameras.
- Street Light LED Upgrades.
- Downtown Tree Lights.
- Established pro-active code enforcement team.
- Hired a full-time City Attorney.
- Hired a Public Works Director/City Engineer.
- Hired an Economic Development Director.
- Public Works Department hiring of an Engineering Project Manager.
- Antioch Animal Services hired an Animal Services Manager, Registered Veterinary Technician, and part-time Doctor of Veterinary Medicine.
- Upgraded the Animal Services surgery suite.
- Finance Department hiring of a Business License Technician.
- Construction of new Marina Boat Launch restroom.
- Appointed a new City Treasurer.
- Completed Nokes Auto Dealership Owner Participation Agreement (sales tax sharing agreement).
- New Retail & Restaurants: Best Buy at Slatten Ranch, 24 Hour Fitness relocation, City Sports Health Club, The Habit Burger Grill (2nd location), Auto Zone, Comfort Inn renovation, Smith's Landing Seafood & Grill Restaurant, Samurai Restaurant, Afrique Restaurant, Guadalajara Taqueria, Somersville Pet Supply, Solid Rock Café, and gasoline station revitalizations.
- City joined the Bay Area Urban Manufacturing Initiative (BAUMI).

BUDGET DECISIONS

During budget development, much of our attention was focused on the General Fund, where general revenues are held to support the day to day operations of the City. In this year's budget, Council delivered a strong message that in addition to staffing and reducing unfunded liabilities, they want to increase funding to support economic development with an emphasis on marketing and job creation, youth services and overall City beautification.

Some of the areas they have focused resources for 2019-2021 are:

- Addition of forty-one (41) new positions throughout the City to enhance City services including:
 - Eleven (11) sworn Police Officer positions for a total of 115 sworn (104 in 2018-19)
 - Three (3) Community Service Officers for a total of 11 (8 in 2018-19)
 - Four (4) additional Code Enforcement Officers for a total of seven (7) as well as two (2) additional General Laborers (for a total of 4) to significantly expand Code Enforcement staffing
- Investment of an additional \$1,050,000 over the next two years in Recreation programs and services
- Investment of an additional \$1,000,000 over the next two years in economic development activities
- Addressing unfunded liabilities with a commitment to fund the full Actuarial Determined Contribution each year for the City’s OPEB costs.

The City has several other Funds that comprise the entire fiscal picture of the City. Total city-wide revenue receipts are projected at \$158,049,177 for 2019-2020 and \$166,595,615 for 2020-2021 and are broken down by fund as follows:

REVENUES - ALL CITY FUNDS

FUND	Proposed 2019-20	Proposed 2020-21
General Fund	\$69,526,681	\$73,428,260
Special Revenue Funds	23,571,473	27,256,392
Capital Projects Funds	3,780,617	3,026,017
Debt Service Fund	950,870	953,462
Internal Service Funds	6,339,943	7,181,833
Enterprise Funds	49,756,575	50,836,575
Antioch Successor Agency Funds	2,320,118	2,070,931
Antioch Public Financing Authority	1,802,900	1,842,145
TOTAL REVENUES	\$158,049,177	\$166,595,615

Total City-wide expenditures are projected at \$156,594,967 for 2019-2020 and \$160,164,099 for 2020-2021 and are broken down by fund as follows:

EXPENDITURES - ALL CITY FUNDS

FUND	Proposed 2019-20	Proposed 2020-21
General Fund	\$68,732,357	\$73,405,851
Special Revenue Funds	23,956,904	25,476,386
Capital Projects Funds	2,180,120	1,523,723
Debt Service Fund	945,054	952,328
Internal Service Funds	7,529,843	7,807,311
Enterprise Funds	46,471,008	46,075,480
Antioch Successor Agency Funds	4,976,782	3,080,875
Antioch Public Financing Authority	1,802,900	1,842,145
TOTAL EXPENDITURES	\$156,594,967	\$160,164,099

Some final budget highlights for fiscal year 2019-2021 are outlined below.

- Balanced budget for 2019-20 and 2020-21 with over 20% in unassigned reserves in each fiscal year; meeting the City’s reserve policy.
- 6% increase in property tax in 2019-20 and 7% in 2020-21 in anticipation of development projects.
- Projected 1% sales tax revenues (Measure W effective April 1, 2019) of \$15,145,698 in 2019-20 and \$15,706,984 in 2020-21.

RESERVE POLICIES

The City’s current reserve policy continues to establish reserves for the following items:

- General Reserves – General Fund Unassigned Fund balance will be a minimum of 20% of General Fund operating revenues. This budget projects a reserve of 28.15% as of June 30, 2020 and 26.68% as of June 30, 2021.
- Replacement Reserves – Reserves for replacement of capital equipment in the Office Equipment Replacement Fund and the Vehicle Replacement Fund.

- Mandated Liabilities Reserve – Reserves for compensated absences will be set at 5% of the total compensated absences liability provided in the previous year’s annual audit.
- Litigation/Insurance Reserve – Reserves for litigations and insurance deductibles (either third party or self-insurance) will be set at ten times the City’s self-insured retention. This budget sets a reserve of \$500,000 due to increased deductibles for property insurance claims.

ECONOMIC OUTLOOK

Strong property values and consumer spending are expected to continue through the 2020 elections and into 2021. Unemployment remains low and the high cost of housing continues to push the Bay Area workforce eastward in search of affordable places to live. Antioch’s ample supply of entitled residential lots will help meet this need. The completion of the Highway 4 widening and opening of the Hillcrest BART Station provides better opportunities for commuters heading west; which represents over 80% of our workforce. We are expecting these improvements to also draw companies and employers who recognize that the low cost of land and existing buildings, ready workforce, and easy commute to Antioch will be a plus for their businesses. The City continues to promote itself as a destination for commercial and industrial investments and projects that this sector will accelerate in the coming years.

A few of the companies that have come to or are expanding their business in Antioch include:

- Granite Expo
- ARCO AM/PM stations
- One Plant Dispensary and emerging cannabis industry
- Antioch Auto Dealership future expansion to include Infiniti
- Best Buy
- Comfort Inn & Suites
- Costco fuel pumps
- Smith’s Landing Seafood Grill

Health care continues to be a strong industry as Sutter Delta, Kaiser and John Muir all look to expand their operations in response to the growing population, especially in the area of seniors.

Whether the Northern Waterfront with deep water ports and rail, the Hillcrest Specific Plan area adjacent to BART, the Rivertown Business District set on the San Joaquin River with one-of-a-kind views, or the 2500-acre Sand Creek focus area with planned residential communities and Mt. Diablo as a backdrop, every type of land use can be found in Antioch. Offering a well qualified workforce of over 51,000 people, affordable housing and rents for businesses and industry, and located at the center of East Contra County and the greater Bay Area, Antioch finds itself in the role of regional destination and leader.

Although water is currently abundant, we expect to see future droughts which may become longer and more severe. Antioch is in the process of design and permitting for a Brackish Water Desalination Plant which will deliver 6 million gallons per day of high quality, reliable, affordable and drought-proof water to our community. This is an economic development game-changer, especially when State water supplies run low in the future and mandatory rationing is imposed. Preserving our pre-1914 water right is a high priority to the City Council and the community as this is one of our most valuable assets. This source of drought-proof water supply will not only benefit Antioch residents and businesses, but new customers and industry that depend on an uninterrupted quality source of water.

With the economy in Antioch and the East Bay showing sustained growth, housing demand and the high cost of home ownership has continued to push buyers from Silicon Valley and San Francisco through the inner Bay Area and the I-680 corridor toward Antioch. An excellent value in comparison to those areas, Antioch is well positioned to take advantage of a strong Bay Area economy that continues to move east. Affordable housing is one of the State's biggest challenges. Antioch is delivering some of the most affordable units in the Bay Area for both single and multiple family units. With over 2,300 entitled residential units and another 1,300 units being processed, Antioch is seeing a resurgence of residential construction after a large downturn over the past decade. Among these projects is Antioch's first gated active adult community. We are on pace to issue 400 residential housing permits this year and project a similar number of starts over the next two years.

FUTURE OPPORTUNITIES

The City Council also has other projects and plans that will enrich the City and make Antioch an even more enjoyable place to live, work and play. These include:

- The City remains engaged in regional efforts to inform legislation and promote a common-sense approach to addressing the region's housing needs while emphasizing the even greater need of providing local jobs for our workforce.

- The City’s rebranding efforts, Opportunity Zones, relationship with regional brokers, and responding to the Governor's Office of Business and Economic Development (GO-Biz) RFIs (request for information), continues to booster Antioch’s ability to have a competitive advantage with medical offices being our strongest field of growth.
- The retail market continues to be dominated by online retailers. The addition of Best Buy to the Antioch retail market provided a significant increase in retail sales taxes. Between January 2018 and December 2018, electronic equipment sales increased by 114% from the previous year. For that same time period, overall sales taxes for Antioch increased by 6% compared to 5% for the Bay Area, and 4% for the State. Gas, auto, and the big-name retailers are all part of the top 25 sales and use tax generators for Antioch and generate 67% of the reported sales tax revenue.
- There are fewer vacancies and Antioch’s commercial real estate markets have shown increased activity. Businesses that serve the recovering housing market have shown the most expansion. This includes suppliers and contractors in kitchen/bath, flooring, plumbing, heat/air conditioning, window/door suppliers, concrete, office, medical office work space and light industrial properties and maintenance services. Warehouse rental rates will rise another $\pm 5\%$. Office space demand will be strongest in southeast Antioch, adjacent to the strongest population growth.
- With the passage of Prop 64 at the State level legalizing the recreational use of marijuana, the City of Antioch approved two cannabis zones where all types of cannabis businesses may be located. There is currently one approved dispensary and five pending applications ranging from cultivation to dispensing and deliveries. The financial benefits of these businesses has yet to be seen, but there is potential for significant revenues through taxes on gross receipts. Being the only city in East County to provide an opportunity for all types of cannabis development, Antioch is poised to capitalize on this emerging market.

In the year 2022 Antioch marks 150 years as a City, calling for a sesquicentennial celebration to reflect on our past and present – to honor our legacies and discover our roots. But even before incorporating as a City, the founders of Antioch landed at the river’s edge in September of 1850. Beginning next year, we will host many celebrations that have been a century and a half in the making. In 2020 we will honor the first settlers who arrived 170 years ago... “to seek homes and other riches in the soil besides gold.” It is an opportunity to celebrate our storied past and a terrific opportunity to tell the story of who Antioch is today and where we are going as a City and a community.

Antioch is one of the last places in the Bay Area where affordable housing can still be found, readily available space and reasonable rents exist to start or expand a business, miles of waterfront with every type of development site ready, and a diverse community

hungry and believing for a better tomorrow. All of this equates to a City ready to celebrate its sesquicentennial in 2022 tapping into our historic past while looking toward an amazing and exciting future.

In closing, I would like to highlight the importance of keeping in mind our mission and fundamental principles we strive to achieve as a City. Our new brand; Antioch - Opportunity Lives Here, couldn't be more true or exciting. Our mission is optimistic and forward thinking;

Antioch is a desired location in the Bay Area.

Building on our historic legacy, we will create bright opportunities for families to grow, places to play, and business to thrive with a unique downtown experience.

I want to acknowledge and thank all of the individuals who assisted in the development and production of this budget. The staff and I look forward to working with the City Council to implement the FY 2019-21 Adopted Budget and to continue to improve the fiscal stability and quality of life in Antioch.

Respectfully submitted,



RON BERNAL
City Manager

ANTIOCH

2019-21 OPERATING BUDGET

TABLE OF CONTENTS

	<u>Page</u>
Message from the City Manager	i-xi
Table of Contents	1
Budget Guide	4
Community Profile	7
Budget Strategies and Policies	10
Appropriation Limit Resolution 2019/76	15
Resolutions for Adoption the City, APFA, Successor Agency and Housing Successor Budgets	16
Staffing Overview	21
Financial Summaries	37
General Fund Revenues	39
Fund Transfers	44
Internal Services	46
Annual Recurring Purchase Orders/Contracts	50
GENERAL FUND SUMMARY	52
General Fund Revenue and Expenditure Summary	55
Fund Balance History	56
General Fund Revenues and Expenditures	57
Measure C and 1% Sales Tax Funding	58
Legislative & Administrative	
City Council	66
City Attorney	68
City Manager	71
City Clerk	74
City Treasurer	77
Human Resources	78
Economic Development	81
Finance	84
Non-departmental	91

ANTIOCH

2019-21 OPERATING BUDGET

Public Works (General Fund)	92
Police.....	114
Recreation/Community Services	139
Community Development	140
Budget Stabilization Fund.....	149
SPECIAL REVENUE FUNDS	150
RMRA Fund	153
Federal Asset Forfeiture Fund	154
Delta Fair Property Fund	155
Community Development Block Grant (CDBG) Fund.....	156
Gas Tax Fund	159
Animal Control Fund	161
Civic Arts Fund.....	164
Park In Lieu Fund.....	166
Senior Bus Fund	167
Recreation Fund.....	169
Traffic Signal Fund.....	184
Police Asset Forfeiture Fund.....	185
Measure J Growth Management Fund	186
Child Care Fund	188
Tidelands Fund	189
Solid Waste Reduction Fund.....	190
Abandoned Vehicle Fund.....	194
National Pollutant Discharge Elimination (NPDES) Fund.....	195
Supplemental Law Enforcement Service Grant (SLESF) Fund.....	198
Byrne Grant Fund.....	199
CDBG Revolving Loan Fund.....	200
Traffic Safety Fund.....	201
PEG Fund.....	202
Street Impact Fund.....	203
Street Light and Landscape Maintenance District Funds	204
East Lone Tree Benefit District Fund.....	228

ANTIOCH
2019-21 OPERATING BUDGET

CFD 2016-01 Police Protection Fund	229
CFD 2018-01 Public Services Fund.....	230
CFD 2018-02 Police Protection Fund.....	231
Post Retirement Medical Funds.....	232
CAPITAL PROJECTS	235
DEBT SERVICE FUNDS	247
ENTERPRISE FUNDS	249
Water Fund	251
Sewer Fund.....	261
Marina Fund.....	267
Prewett Park Fund	273
INTERNAL SERVICE FUNDS	275
Vehicle Replacement Fund.....	277
Vehicle Equipment Maintenance Fund	278
Information Systems Fund	279
ANTIOCH PUBLIC FINANCING AUTHORITY	288
CITY OF ANTIOCH AS SUCCESSOR AGENCY AND HOUSING SUCCESSOR TO THE ANTIOCH DEVELOPMENT AGENCY	292
Housing Fund.....	294
Redevelopment Obligation Retirement Fund.....	295
Successor Agency Debt Service Area #1 Fund.....	296
SUPPLEMENTARY INFORMATION	297
Debt Service Repayment Schedules	298
Glossary	303

ANTIOCH

2019-21 OPERATING BUDGET

BUDGET GUIDE

A budget serves many purposes. In addition to its inherent value as a resource and spending plan for the City, it informs the public about the City's financial strategies and provides the documentation needed for other financial-related matters such as audits, loans and grants.

The goal of the City's two-year budget is to provide a plan that allocates resources to meet the needs and desires of Antioch residents. The budget is one way in which the City Council and City staff responds to the community's needs. It balances City revenues and costs with community priorities and requirements. The City's fiscal year is July 1st to June 30th.

In preparing the FY 2019-21 budget, City staff reviewed the 2018-2019 fiscal year and estimated the expenditures and revenues anticipated for the next two years. As a result, this budget incorporates revenues and expenditures that are expected to be incurred during FY 2019-20 and 2020-21.

DOCUMENT ORGANIZATION

Message from the City Manager

In his message, the City Manager summarizes the proposed budget to the City Council. He outlines strategies and objectives for change and improvements, lists FY 2018-2019 accomplishments, highlights the financial outlook, and summarizes the City's priorities for fiscal years 2020 through 2021. The most critical issues facing each department during the coming fiscal year are also highlighted and discussed in this section of the document.

Community Profile

This section contains valuable information about the City, its people, and its businesses. City services, population and housing, employment, transportation, and school services are discussed.

Budget Strategies and Policies

Included in this section are descriptions of finance-related information such as the City's financial objectives, reporting requirements, management responsibilities, reserve descriptions, appropriation control debt management and investment reporting.

Staffing Overview

This section provides an overview of the City's current staffing levels and highlights any new positions included in the budget.

ANTIOCH

2019-21 OPERATING BUDGET

Financial Summaries

An overall financial picture of Antioch by fund type is shown in this section, including a description of General fund revenues and summary financial tables.

City Budgets by Fund

These sections provide detailed information for each fund of the City, grouped by fund type. The City maintains the following fund types: General Fund, Special Revenue Funds, Capital Projects Funds, Debt Service Funds, Internal Service Funds and Agency Funds. Information about each department within the fund, including department and division descriptions, FY 2020 through 2021 objectives, sources of revenue, and anticipated expenditures are included.

City of Antioch as Successor Agency and Housing Successor to the Antioch Development Agency (ADA)

The Antioch Development Agency (ADA) was formed June 25, 1974, for the purpose of renovating designated areas within the City of Antioch. Effective February 1, 2012, all redevelopment agencies were abolished as a result of AB 1X26 (the Dissolution Act). The City of Antioch elected to become the successor agency and housing successor for the ADA and as such has adopted an Enforceable Obligations Schedule (EOPS) outlining existing obligations to be paid by the former redevelopment agency. As Successor Agency and Housing Successor, the City is responsible for winding down the operations of the former Antioch Development Agency and paying the obligations until satisfied. Contra Costa County will distribute property tax increment to the City to pay obligations as they come due in six month increments based on a Recognized Obligation Payment Schedule (ROPS) that is submitted to the County Auditor Controller, State Auditor Controller, State Department of Finance and Oversight Board to the City as Successor Agency twice a year.

Antioch Public Financing Authority (APFA)

The Antioch Public Financing Authority (APFA) is a joint powers authority organized by the City and former Antioch Development Agency (ADA) to provide financial assistance to the City and the ADA by financing real and personal property and improvements for the benefit of the residents of the City. It is a blended component unit of the City and is accounted for in separate funds of the City. As such, the APFA has its own budget section. Information on each fund can be found in the APFA section of this budget.

BUDGET PROCESS

January/February:	Preliminary department budgets are submitted and preparation of draft budget document begins
March/April:	City Manager approves draft budget and workshops and presentations on budget begin
May:	Budget presentations continue, and public hearing is scheduled
June:	Final budget is adopted for next cycle

ANTIOCH

2019-21 OPERATING BUDGET

Midyear Review

In October/November of each year, the City Manager and Finance Director give the Council a report on the prior year actual revenues and expenditures. Budget adjustments, if required, are approved by the City Council. With the adoption of a two-year budget, a review will also be in the May/June timeframe.

Department Preliminary Submittals

Each Department must submit their preliminary budget to the City Manager via the Finance Department by mid-February. These budgets must include requests for reclassification and/or reorganization, program changes, services level adjustments, and anticipated revenues and expenditures. In addition, the Human Resources Department provides information regarding changes in fixed labor costs and the Finance Department provides estimated General Fund revenues.

Budget Document Preparation and Approval

The Finance Department prepares the draft budget for review by the City Manager. Following meetings with Department Directors, adjustments made by the City Manager are incorporated into a final draft budget. Workshops with the City Council and public presentations at regular meetings of the Council begin in April and continue through May. A public hearing is held in June. Citizens are encouraged to give input and voice their opinions during this open session. The budget and any suggested changes are reviewed and approved by the Council no later than June 30th.

COMMUNITY PROFILE

ANTIOCH

2019-21 OPERATING BUDGET

COMMUNITY PROFILE

Antioch has become one of the most popular communities in East Contra Costa County and has a lot of opportunity because of its proximity to the San Joaquin Delta and affordability in the San Francisco Bay Area. Antioch has a new vision and direction with the tagline, "Antioch-Opportunity Lives Here" in recognition of where the City is heading.

Antioch is located on the banks of the San Joaquin River in Northern California. Just off of Highway 4, in Contra Costa County. With a population of over 100,000 people, Antioch has become the heart of Eastern Contra Costa County, offering a variety of employment; shopping and vast recreational activities.

Housing options include many new home developments as well as more established communities. Many of the local residents commute to other areas in Contra Costa, Alameda, Santa Clara, San Francisco and San Joaquin counties for employment. Employment opportunities have increased in the nearby communities and continue to add to the popularity of Antioch's housing market.

Government

The City of Antioch incorporated in February 1872 as a general law city and operates under a Council-Manager form of government. Policy making and legislative authority is vested in a five-member City Council consisting of a Mayor and four Council Members. The four Council Members are elected to four-year overlapping terms. The Mayor is directly elected to a four-year term.

The City Council's main duties include passing ordinances, adopting the budget, appointing committees, and hiring both the City Manager and City Attorney.

The City Manager is responsible for implementing the policies and enforcing the ordinances adopted by the City Council, overseeing day-to-day operations of city government, and appointing the heads of the various city departments

Population

After three decades of substantial growth in residential construction the City of Antioch's population has stabilized at 113,901, making it the second largest city in Contra Costa County.

Labor Force and Employment

The City of Antioch's total labor force (employed residents) is 51,000 and the unemployment rate is 3.7 percent as of April 2019. Many of our residents are employed in jobs located in neighboring communities. The range of their occupations includes sales, managerial services, technical support, professional specialties, warehousing and manufacturing.

Employment within the City of Antioch is growing and is concentrated in six industry sectors – professional and business services, healthcare, financial services, retail, public sector employment and limited manufacturing.

Housing Units

As of the 2010 census, there were 34,849 housing units in the City of Antioch. Persons per household number was 3.15 and the housing unit vacancy rate was 7.5 percent.

ANTIOCH

2019-21 OPERATING BUDGET

COMMUNITY PROFILE

Transportation/Access

California State Highway 4, connecting San Francisco-Oakland with Stockton and Central Valley points, bisects the City. Connecting with this freeway east of Antioch is State Highway 160, running north to Sacramento, across the Nejedly Bridge, offering access to Solano County and the Sacramento area.

Highway 4 connects to Lone Tree Way and the existing middle Bypass segment in Brentwood. This has provided traffic relief to congested roadways and it accommodates the commuters and citizens to and from Antioch.

Antioch is served by a network of commuter transportation options including daily Amtrak passenger service with a depot in the historic Rivertown area. The Bay Area Rapid Transit (BART) system provides bus and rail connections throughout the Bay Area and recently opened a station in Antioch at Hillcrest which provides a connector train to the Pittsburg station which has provided commute relief to thousands of Antioch residents. Tri Delta Transit bus service travels throughout East County.

Commercial and private air service is available 15 miles west at Buchanan Field. Five other major airports serve the area: Oakland, San Francisco, Sacramento, and San Jose International Airports, and Stockton Metropolitan Airport

Education

Antioch is served by the Antioch Unified School District (AUSD). The District has fourteen elementary schools, four middle schools, two comprehensive high schools, one medical magnet high school, various academies located within the two existing comprehensive high school campuses, and six alternative education schools with a K-12 enrollment of about 19,000 students. There are also four K-8 charter schools with an enrollment of approximately 470. While all schools are located within the Antioch boundaries, the school district also serves portions of the surrounding communities. In addition to these schools, Antioch also offers Antioch Adult School. Surrounding areas of Antioch also offer four additional college campuses and trade schools for the citizens to utilize for higher educational learning opportunities.

Health Care

Antioch has several professional medical offices and two hospitals. The newest facility, which opened in 2008, is the new state of the art Kaiser Permanente Hospital, located on the southeastern end of the City limits. This facility provides Antioch with additional means of local healthcare, while making it more convenient and a safer place for medical emergencies to be addressed in a timely manner.

Prewett Park

Prewett Park is the City's largest recreation facility with year-round use. Some of the current amenities of Prewett Park include the water park with multiple swimming pools and slides, a skate park and picnic areas. Prewett Park has recently increased the services with the addition of an all abilities play ground and a spray ground in addition to many other amenities.

The City also has numerous other park sites which include: neighborhood parks, playground equipment, tennis courts, picnic areas, trails and a sports complex.

ANTIOCH
2019-21 OPERATING BUDGET

BUDGET STRATEGIES AND POLICIES

ANTIOCH

2019-21 OPERATING BUDGET

BUDGET STRATEGIES AND POLICIES

The City of Antioch has developed broad policy direction through the development of budget strategies that establish long-term policy guidance for conducting the City's financial activities. The City Council has established these policies to meet the following strategic objectives:

BUDGET STRATEGIES

Strategic Focus – The City's financial management should be strategic, reflecting the Council's and the community's priorities for service while providing resources that realistically fund routine operations. A vision and strategic plan was adopted by the City Council in 2019.

Fiscal control and accountability – The City's financial activities should be fiscally sound and accountable to the City Council through the City Manager.

Clarity – The City's financial planning and reporting should be clear and easy to understand so that all participants, the council, the community, and staff can productively participate in making good decisions.

Long-term planning – The City's financial planning should emphasize multi-year horizons to promote long-term planning of resource uses.

Flexible and cost-effective responses – The City's financial management practices should encourage an organization that responds quickly and straightforwardly to community demands. The City's management should flexibly respond to opportunities for better service, should proactively manage revenues, and should cost-effectively manage ongoing operating costs.

FISCAL POLICIES

Financial Activity Reporting

The City's financial activity will be reported in a variety of funds, which are the basic accounting and reporting entities in governmental accounting. The City's accounting structure will make it possible:

- To present fairly and with full disclosure the financial position and results of financial operations of the funds of the City in conformity with generally accepted accounting principles, and
- To determine and demonstrate compliance with finance-related legal and contractual provisions.

Management Responsibility

The City Manager and staff shall provide the City Council with monthly updates and a mid-year review of financial activities during the budget process of each year. The review will compare annual budget projections with actual results.

ANTIOCH

2019-21 OPERATING BUDGET

BUDGET STRATEGIES AND POLICIES

RESERVE POLICY

The City will maintain reserve funds to:

- Stabilize the City's fiscal base for fluctuations in revenues and expenditures;
- Provide for nonrecurring, unanticipated expenditures; and
- Provide for replacement of capital equipment.
- Provide for payment of mandated liabilities (i.e., compensated absences).
- Provide for payment of unanticipated litigation or insurance costs.

General Reserves

The purpose of these funds is to be prepared for possible future reductions in revenues or increases in expenditures, to generate interest income and to provide for unexpected opportunities and contingencies. These funds will be known as the *General Fund Unassigned Fund Balance* of the City and will be budgeted annually at a minimum of 20% of General Fund operating revenues, with the addition of at least \$500,000 to the unassigned fund balance each year as available.

Replacement Reserves

The purpose of these funds is to provide sufficient funds for the anticipated replacement of capital equipment. These reserves are maintained within the Internal Service funds called Office Equipment Replacement Fund (573) and the Vehicle Replacement Fund (569).

Mandated Liabilities Reserve (Commitment of Fund Balance)

The purpose of this reserve is to fund the City's mandated liabilities which are currently comprised of a *Commitment for Compensated Absences*. The purpose of this reserve is to pay employees for unused vacation and/or vested sick leave benefits upon termination. The reserve level is set at 5% of the total compensated absences liability and is adjusted annually based upon the previous year's total compensated absence liability provided in the previous year's annual audit. This reserve will be maintained within the General Fund Reserves in addition to the General Fund Unassigned reserves.

Litigation/Insurance Reserve (Commitment of Fund Balance)

The purpose of this reserve is to fund unanticipated litigation or other insurance deductible costs (whether third party or self-insurance) not covered by the City's risk pool. The reserve level is set at ten times the City's self-insured liability retention, which currently is \$50,000, representing a \$500,000 reserve.

ANTIOCH

2019-21 OPERATING BUDGET

BUDGET STRATEGIES AND POLICIES

Budget Stabilization Reserve

In 2018 the City established a Budget Stabilization Reserve Fund to set aside General Fund reserves that exceed 20% to offset any unexpected budget variances. The City Council has directed that starting in fiscal year 2019-20, the funds will also be used to begin meeting the full actuarial determined contribution towards the City's OPEB liabilities, to be evaluated each budget year based on budget projections. For external financial reporting purposes, although the fund is separate from the General Fund, it will be combined into one reportable fund with the General Fund.

BUDGET AND FINANCIAL PLAN

The City Manager will present a budget and periodic financial information to the City Council, setting forth the following information:

- Actual revenues, expenditures, reserve balances, and fund balances for the prior fiscal year;
- Estimated revenues, expenditures, reserve balances, and fund balances for the current fiscal year;
- Projected revenues, expenditures, reserve balances, and fund balances for the next fiscal year;
- Goals and objectives to be achieved by the organization over the next year;
- Capital Improvement Program for the next five years.

APPROPRIATIONS AND AMENDMENTS CONTROL

Appropriations of fiscal resources are the responsibility of the City Council, the City Manager, and Department Heads.

Appropriations requiring Council action are;

- Appropriation of reserves, except replacement reserves;
- Transfers between funds;
- Appropriations and amendments of any unbudgeted expenditures;
- Appropriations and amendments of any unassigned revenues; and
- Inter-fund loans.

Appropriations and amendments requiring City Manager action are;

- Transfers between departments within a fund (i.e. between Public Works and Police);

ANTIOCH

2019-21 OPERATING BUDGET

BUDGET STRATEGIES AND POLICIES

- Transfers between line items within a department or division involving salary accounts or above \$50,000 per occurrence, and
- Appropriation of replacement reserves.

Appropriations and amendments requiring Department Head action are:

- Transfers between line items within a department or division up to and including \$50,000 per occurrence.

Investments

The City Council will bi-annually review an Investment Policy in conformance with California Government Code. The policy will address the objectives of safety, liquidity, and yield with respect to the City's financial assets.

Fees and Charges

The City Council will annually update the schedule of fees and charges. The fees and charges will be set to provide adequate resources for the cost of the program or service provided.

Purchasing

The City will maintain a purchasing policy designed to support and enhance the delivery of governmental services while seeking to obtain the maximum value for each dollar expended.

FUNDS OF THE CITY OF ANTIOCH

Governmental accounting systems are organized and operated on a fund basis. A fund is a self-balancing set of accounts recording cash and other financial resources, together with all related liabilities and residual equities or balances. Funds are used to segregate the City's financial activities in categories that attain certain objectives in accordance with special regulations, restrictions, or limitations.

Basis of Accounting and Budgeting

The budget is reported using the current financial resources measurement focus and the modified accrual basis of accounting. Revenues are recognized as soon as they are both measurable and available. Revenues are considered to be available when they are collectible within the current period or soon enough thereafter to be used to pay liabilities of the current period (generally 60 days). Expenditures are recorded when a liability is incurred. However, debt service expenditures, as well as expenditures related to compensated absences and claims and judgments are recorded only when payment is due.

ANTIOCH
2019-21 OPERATING BUDGET

BUDGET STRATEGIES AND POLICIES

RESOLUTION NO. 2019/76

APPROPRIATIONS LIMIT

A RESOLUTION OF THE CITY COUNCIL OF THE CITY OF ANTIOCH SETTING THE APPROPRIATIONS LIMIT FOR FISCAL YEAR 2019-20 AND SELECTING THE CALIFORNIA PER CAPITA PERSONAL INCOME AND THE STATE DEPARTMENT OF FINANCE POPULATION GROWTH FACTORS FOR FISCAL YEAR 2019-20

WHEREAS, Article XIII B of the California Constitution (Proposition 4) establishes expenditure limits for cities;

WHEREAS, State implementing legislation requires cities to annually adopt a resolution establishing its appropriations limit for the following fiscal year; and

WHEREAS, the Director of Finance has made the calculations specified in said law, and concludes that the appropriations limit is the sum of \$145,446,379.

WHEREAS, pursuant to said law, this agenda item has been made available to the public for two weeks prior to the date of adoption of this resolution.

NOW, THEREFORE, BE IT RESOLVED that the City Council of the City of Antioch selects the California per capita personal income cost of living growth factor for Fiscal Year 2019-20, selects the population percent change certified by the State Department of Finance for Fiscal Year 2019-20, and establishes the appropriations limit for the Fiscal Year 2019-20 as \$145,446,379.


* * * * *

The foregoing resolution was passed and adopted by the City Council of the City of Antioch at a regular meeting thereof held on May 28, 2019, by the following vote:

AYES: Council Members Wilson, Motts, Thorpe, Ogorchock, and Mayor Wright

NOES: None

ABSENT: None



ARNE SIMONSEN, CMC
CITY CLERK OF THE CITY OF ANTIOCH

ANTIOCH

2019-21 OPERATING BUDGET

BUDGET STRATEGIES AND POLICIES

RESOLUTION NO. 2019/117

RESOLUTION OF THE CITY COUNCIL OF THE CITY OF ANTIOCH APPROVING AND ADOPTING A TWO-YEAR OPERATING BUDGET FOR FISCAL YEARS 2019-21, APPROPRIATING THE FUNDS NECESSARY TO MEET THE EXPENDITURES SET FORTH THEREIN, AND REVISING THE 2018-19 OPERATING BUDGET

WHEREAS, the City Manager of the City of Antioch, in accordance with Antioch Municipal Code, Title 2, Section 2-2.06(B)(7), has submitted to the City Council a Preliminary Two-Year Operating Budget for the 2019-21 Fiscal Years; and

WHEREAS, the City Council of the City of Antioch has heretofore considered said Operating Budget; and

WHEREAS, the City Council did receive, consider and evaluate all public comments on the 2019-21 Operating Budget document as submitted by the City Manager; and

WHEREAS, the City Council did receive, consider and evaluate the revised 2018-19 portion of the Operating Budget as submitted; and

NOW THEREFORE BE IT RESOLVED:

SECTION 1. The City Manager's 2019-21 Fiscal Years Operating Budget, for general and special City purposes, and the 2018-19 Fiscal Year revised budget are hereby approved and adopted.

SECTION 2. The City's reserve policy is as follows:

- General Reserves - General Fund unassigned fund balance of the City will be a minimum of 20% of General Fund operating revenues, with the addition of \$500,000 to the unassigned fund balance each year as available.
- Replacement Reserves – Reserves for replacement of capital equipment in the Office Equipment Replacement Fund and the Equipment Maintenance Fund.
- Mandated Liabilities Reserve – Reserves for compensated absences will be committed at 5% of the total compensated absences liability provided in the previous year's annual audit.
- Litigation/Insurance Reserve – Reserves for litigation and increased insurance deductibles (whether third-party or self-insurance) will be committed in the amount of \$500,000 for the 2019-21 fiscal years.

SECTION 3. Appropriations and Amendments Control Policy is as follows:

Appropriations requiring Council action are:

- Appropriation of reserves, except replacement reserves;

ANTIOCH
2019-21 OPERATING BUDGET

BUDGET STRATEGIES AND POLICIES

- Transfers between funds;
- Appropriations and amendments of any unbudgeted expenditures;
- Appropriations and amendments of any unassigned revenues; and
- Inter-fund loans.

Appropriations and amendments requiring City Manager action are:

- Transfers between departments within a fund (e.g. between Public Works and Police);
- Transfers between line items within a department or division involving salary accounts or above \$50,000 per occurrence, and
- Appropriation of replacement reserves.

Department Heads may approve:

- Transfers between line items within a department or division up to and including \$50,000 per occurrence.

SECTION 4. The City Council hereby approves and continues the following commitments of Fund Balance:

1. Measure C half cent sales tax revenues, which end in fiscal year 2018-19, shall be committed to Police and Code Enforcement services as follows:
 - Code Enforcement – In an amount necessary to fund one Code Enforcement Manager, one Code Enforcement Officer, two General Laborers, one Development Services Engineering/Tech and any necessary equipment dedicated to Code Enforcement services; and
 - Police Services – In an amount equal to the total projected Measure C revenue in fiscal year 2018-19 less the amount allocated to Code Enforcement. The amount will be in addition to the “base” General Fund appropriation for Police Services as determined in the fiscal year 2018-19 budget year to determine the total Police Services appropriation. Expenditures will be first applied to the General Fund appropriation amount and then Measure C revenue/appropriation.
2. 1% Sales Tax revenues shall be committed in fiscal years 2019-21 as detailed on page 58 of the adopted 2019-21 budget document. City Council shall have the authority to change the allocation of the revenues at any time during a public meeting.
3. The Budget Stabilization Fund shall be committed for unexpected General Fund budget variances, unanticipated projects and/or expenses, unfunded liabilities and to maintain a minimum 20% unassigned fund balance within the General Fund.

* * * * *

ANTIOCH
2019-21 OPERATING BUDGET

BUDGET STRATEGIES AND POLICIES

I HEREBY CERTIFY that the foregoing resolution was passed and adopted by the City Council of the City of Antioch at a regular meeting thereof, held on the 25th day of June 2019, by the following vote:

AYES: Council Members Wilson, Motts, Thorpe, Ogorchock and Mayor Wright

NOES: None

ABSENT: None



ARNE SIMONSEN, CMC
CITY CLERK OF THE CITY OF ANTIOCH

ANTIOCH
2019-21 OPERATING BUDGET

BUDGET STRATEGIES AND POLICIES

RESOLUTION NO. 2019/118

RESOLUTION OF THE CITY OF ANTIOCH PUBLIC FINANCING AUTHORITY ADOPTING A TWO-YEAR BUDGET FOR THE FISCAL YEARS 2019-21 AND REVISIONING THE 2018-19 BUDGET

WHEREAS, The City Council formed the Antioch Public Financing Authority in April 1993 to provide financial assistance to the City by financing improvements for the benefit of the residents of the City; and

WHEREAS, the City Council of the City of Antioch has heretofore considered said budget;

NOW THEREFORE BE IT RESOLVED that the Authority Budget for the 2019-21 Fiscal Years and the 2018-19 Fiscal Year revised budget, on file with the Authority Secretary, are hereby approved and adopted.

* * * * *

The foregoing resolution was passed and adopted by the City of Antioch Public Financing Authority at a regular meeting thereof, held on the 25th day of June 2019, by the following vote:

AYES: Council Members Wilson, Motts, Thorpe, Ogorchock and Mayor Wright

NOES: None

ABSENT: None


ARNE SIMONSEN, SECRETARY

ANTIOCH
2019-21 OPERATING BUDGET

BUDGET STRATEGIES AND POLICIES

SA RESOLUTION NO. 2019/31

RESOLUTION OF THE CITY OF ANTIOCH AS SUCCESSOR AGENCY AND HOUSING SUCCESSOR TO THE ANTIOCH DEVELOPMENT AGENCY ADOPTING A TWO-YEAR BUDGET FOR THE FISCAL YEARS 2019-20 BUDGET AND REVISING THE 2018-19 BUDGET AS RELATED TO THE ACTIVITIES OF THE SUCCESSOR AGENCY AND HOUSING SUCCESSOR

WHEREAS, the Antioch Development Agency was formed by the adoption of the Redevelopment Plan in July 1975; and

WHEREAS, pursuant to the passage of AB 1X26 upheld by the California Supreme Court, redevelopment agencies were required to be dissolved by February 1, 2012; and

WHEREAS, pursuant to Resolution No. 2012/07 dated January 24, 2012, the City of Antioch confirmed its intention to serve as the Successor Agency to the Antioch Development Agency for non-housing related functions and pursuant to Resolution No. 2012/06 dated January 24, 2012, the City of Antioch elected to perform the housing functions of the Antioch Development Agency pursuant to AB 1X26; and

WHEREAS, the City Council of the City of Antioch as Successor Agency and Housing Successor to the Antioch Development Agency has heretofore considered said Operating Budget; and

WHEREAS, the City Council as Successor Agency and Housing Successor to the Antioch Development Agency did receive, consider and evaluate the revised 2018-19 portion of the Operating Budget as submitted; and

WHEREAS, enforceable obligations of the Successor Agency and Housing Successor are incorporated into said budgets;

NOW THEREFORE BE IT RESOLVED:

- A. That the Successor Agency and Housing Successor Two-Year Budget for the 2019-21 Fiscal Years, on file with the Recording Secretary, is hereby approved and adopted.
- B. That the revised portion of the Successor Agency and Housing Successor Budget for the 2018-19 Fiscal Year is hereby approved and adopted.

* * * * *

The foregoing resolution was passed and adopted by the City of Antioch as Successor Agency and Housing Successor to the Antioch Development Agency at a regular meeting thereof, held on the 25th day of June 2019, by the following vote:

AYES: Council Members Wilson, Motts, Thorpe, Ogorchock and Mayor Wright
NOES: None
ABSENT: None



ARNE SIMONSEN, RECORDING SECRETARY

**CITY OF ANTIOCH
2019-21 OPERATING BUDGET**

STAFFING OVERVIEW

ANTIOCH

2019-21 OPERATING BUDGET

STAFFING OVERVIEW

The City Council approves all new positions and status (employee versus contract; regular versus temporary; full-time versus part-time.) In addition, the City Council reviews all staffing levels on an annual basis during the budget process.

A position allocation system is the standard mechanism used by municipalities to track and monitor staffing levels and approvals. A "Position Allocation Summary" follows:

2019-21 POSITION ALLOCATION SUMMARY – FUNDED POSITIONS

GENERAL FUND POSITIONS	Total Funded FY 18-19 FTE	Total Filled FTE's 5.31.19	Total Funded FY 20&21 FTE
CITY COUNCIL (100-1110)			
Mayor (Elected)	1.00	1.00	1.00
Mayor Pro-Tem (Elected)	1.00	1.00	1.00
Council Member (Elected)	3.00	3.00	3.00
Sub-total	5.00	5.00	5.00
CITY ATTORNEY (100-1120)			
City Attorney	1.00	1.00	1.00
Legal Secretary	1.00	1.00	1.00
Sub-total	2.00	2.00	2.00
CITY MANAGER (100-1130)			
City Manager	1.00	1.00	1.00
Assistant City Manager	1.00	0.00	1.00
Public Information Officer (contractual FY20/FTE FY21)	0.00	0.00	1.00
Senior Executive Assistant	1.00	1.00	1.00
Sub-total	3.00	2.00	4.00
CITY CLERK (100-1140)			
City Clerk (Elected)	1.00	1.00	1.00
Deputy City Clerk	1.00	1.00	1.00
Sub-total	2.00	2.00	2.00
CITY TREASURER (100-1150)			
City Treasurer	1.00	1.00	1.00

ANTIOCH
2019-21 OPERATING BUDGET

STAFFING OVERVIEW

GENERAL FUND POSITIONS (Continued)	Total Funded FY 18-19 FTE	Total Filled FTE's 5.31.19	Total Funded FY 20&21 FTE
CITY TREASURER (100-1150) (Cont.)			
Finance Director (0.80 charged to Finance Admin 100-1210; .075 each to 611/621)	0.05	0.05	0.05
Accountant 1 (0.90 charged to Finance Acct 100-1220)	0.10	0.10	0.10
Sub-total	1.15	1.15	1.15
HUMAN RESOURCES (100-1160)			
Administrative Services Director	1.00	1.00	1.00
Human Resources Analyst	1.00	1.00	1.00
Human Resources Technician	2.00	2.00	3.00
Sub-total	4.00	4.00	5.00
ECONOMIC DEVELOPMENT DEPT (100-1180)			
Economic Development Director	1.00	1.00	1.00
Economic Development Program Manager	1.00	1.00	1.00
Sub-total	2.00	2.00	2.00
LEGISLATIVE AND ADMINISTRATIVE TOTAL	19.15	18.15	21.15
FINANCE DEPARTMENT:			
Administration (100-1210)			
Finance Director (0.05 funded in City Treasurer 100-1150; .075 each to 611/621)	0.80	0.80	0.80
Sub-total	0.80	0.80	0.80
Accounting Services (100-1220)			
Deputy Finance Director	1.00	1.00	1.00
Accountant I (0.10 charged to City Treasurer 100-1150)	1.90	1.90	2.90
Accounting Technician	1.00	1.00	1.00
Accounting Technician II	1.00	1.00	1.00
Payroll Specialist	1.00	1.00	1.00
Sub-total	5.90	5.90	6.90
Finance Operations (100-1230)			
Finance Services Supervisor	0.15	0.15	0.15
Business License Representative	2.00	2.00	2.00

ANTIOCH
2019-21 OPERATING BUDGET

STAFFING OVERVIEW

GENERAL FUND POSITIONS (Continued)	Total Funded FY 18-19 FTE	Total Filled FTE's 5.31.19	Total Funded FY 20&21 FTE
Finance Operations (100-1230) (Cont.)			
Customer Service Representative I & II (charged .45 to 6112330/.45 to 6212220)	0.50	0.50	0.50
Sub-total	2.65	2.65	2.65
FINANCE TOTAL	9.35	9.35	10.35
PUBLIC WORKS DEPARTMENT:			
Administration (100-2140)			
Director of Public Works	1.00	1.00	1.00
Operations Supervisor	0.05	0.05	0.05
Administrative Analyst I/III	0.20	0.20	0.20
Administrative Assistant	0.10	0.10	0.10
Sub-total	1.35	1.35	1.35
General Maintenance Supervision (100-2150) (CONSOLIDATING INTO 100-2140 FY20)			
Deputy Public Works Director	0.125	0.00	0.000
Operations Supervisor	0.105	0.00	0.105
Sub-total	0.230	0.00	0.105
Street Maintenance (100-2160)			
Operations Supervisor	0.23	0.23	0.23
Street Maintenance Leadworker	1.00	1.00	1.00
Street Maintenance Worker I & II	3.00	1.00	3.00
Landscape Maintenance Worker	0.00	0.00	0.50
Equipment Operator	1.00	1.00	1.00
Sub-total	5.23	3.23	5.73
Striping & Signing (100-2180) (CONSOLIDATING INTO 100-2160 FY20)			
Street Maintenance Leadworker	1.00	0.00	1.00
Street Maintenance Worker I & II	2.00	2.00	2.00
Sub-total	3.00	2.00	3.00
Facilities Maintenance (100-2190)			
Operations Supervisor	0.35	0.175	0.35
Facility Maintenance Leadworker	1.00	1.00	1.00

ANTIOCH
2019-21 OPERATING BUDGET

STAFFING OVERVIEW

GENERAL FUND POSITIONS (Continued)	Total Funded FY 18-19 FTE	Total Filled FTE's 5.31.19	Total Funded FY 20&21 FTE
Facilities Maintenance (100-2190) (Cont.)			
Facility Maintenance Worker I/II	1.00	1.00	1.50
Sub-total	2.35	2.175	2.85
Parks Maintenance (100-2195)			
Deputy Public Works Director	0.025	0.00	0.00
Landscape Maintenance Leadworker	1.000	1.00	1.00
Sub-total	1.025	1.00	1.00
Median Landscape (100-2196)			
Deputy Public Works Director II	0.0250	0.0000	0.0000
Landscape Maintenance Worker I/II (split among programs)	0.4125	0.4125	0.4125
General Laborer (split among programs)	0.4125	0.4125	0.4125
Sub-total	0.8500	0.8250	0.825
Work Alternative Program (100-2198)			
Operations Supervisor	0.15	0.15	0.15
Landscape Maintenance Worker I/II	1.00	1.00	1.00
Sub-total	1.15	1.15	1.15
Warehouse & Central Stores (100-2620) (CONSOLIDATING INTO 100-2140 FY20)			
Lead Warehouse Maintenance Worker (.80 fund 611/.07 fund 621/.06 fund 570)	0.07	0.07	0.07
Warehouse Maintenance Worker II (.80 fund 611/.07 fund 621/.06 fund 570)	0.07	0.00	0.07
Sub-total	0.14	0.07	0.14
Engineering Services/Land Development (100-5150)			
Junior Engineer	1.00	1.00	1.25
Project Manager	1.00	1.00	1.00
Senior Public Works Inspector	1.00	1.00	1.00
Public Works Inspector	2.00	2.00	2.00
Administrative Analyst II	1.00	1.00	1.00
Development Services/Engineering Tech (Asst)	1.00	1.00	1.00
Sub-total	7.00	7.00	7.25

ANTIOCH
2019-21 OPERATING BUDGET

STAFFING OVERVIEW

GENERAL FUND POSITIONS (Continued)	Total Funded FY 18-19 FTE	Total Filled FTE's 5.31.19	Total Funded FY 20&21 FTE
Capital Improvement Administration (100-5170)			
Junior Engineer	1.00	1.00	1.00
Administrative Analyst I	0.25	0.25	0.25
Sub-total	1.25	1.25	1.25
Engineering Services (100-5180) (CONSOLIDATING INTO 100-5170 FY20)			
Assistant Engineer	1.00	1.00	1.00
Development Services/Engineering Tech (Sr)	1.00	1.00	1.00
Sub-total	2.00	2.00	2.00
PUBLIC WORKS GENERAL FUND TOTAL	25.575	22.05	26.65
POLICE DEPARTMENT: ALL DIVISIONS (100-3*)			
Chief of Police (.10 funded Animal Control Fund)	0.90	0.90	0.90
Police Captain	2.00	2.00	2.00
Police Lieutenant (.10 funded Animal Control Fund)	5.90	4.90	5.90
Police Sergeant	10.00	10.00	10.00
Police Corporal	7.00	7.00	7.00
Police Officer	78.00	80.00	89.00
Community Service Officer	8.00	6.00	11.00
Administrative Analyst I/II	2.00	2.00	2.00
Police Records Supervisor	1.00	1.00	1.00
Lead Police Records Technician	1.00	1.00	1.00
Police Records Technician	4.00	4.00	6.00
Crime Analyst	1.00	1.00	2.00
Police Communications Supervisor	1.00	1.00	1.00
Lead Dispatcher	4.00	4.00	4.00
Police Dispatcher	11.00	11.00	11.00
POLICE GENERAL FUND TOTAL	136.80	135.80	153.80
COMMUNITY DEVELOPMENT DEPARTMENT: Land Planning Services (100-5130)			
Community Development Director	0.30	0.30	0.30

ANTIOCH
2019-21 OPERATING BUDGET

STAFFING OVERVIEW

GENERAL FUND POSITIONS (Continued)	Total Funded FY 18-19 FTE	Total Filled FTE's 5.31.19	Total Funded FY 20&21 FTE
Land Planning Services (100-5130) (Cont.)			
Planning Manager	1.00	1.00	1.00
Administrative Analyst III	0.34	0.00	0.34
Associate/Asst. Planner	2.00	2.00	3.00
Development Services/Engineering Tech (Assoc)	1.00	1.00	1.00
Sub-total	4.64	4.64	5.64
Code Enforcement (100-5140)			
Community Development Director	0.30	0.30	0.30
Administrative Analyst	0.33	0.33	0.33
Code Enforcement Manager	1.00	1.00	1.00
Code Enforcement Officer	3.00	2.00	7.00
Street Maintenance Worker I	0.00	0.00	2.00
General Laborer	2.00	1.00	2.00
Development Services/Engineering Tech (Assoc/Asst)	1.00	1.00	2.00
Sub-total	7.63	5.63	14.63
Building Inspection (100-5160)			
Community Development Director	0.30	0.30	0.30
Building Inspection Services Manager	1.00	1.00	1.00
Administrative Analyst	0.33	0.33	0.33
Development Services/Engineering Tech	1.00	1.00	1.00
Building Inspector I/II with certificate	3.00	2.00	3.00
Sub-total	5.63	4.63	5.63
COMMUNITY DEVELOPMENT TOTAL	17.90	14.90	25.90
GRAND TOTAL GENERAL FUND FY18-19	208.775	200.25	
GRAND TOTAL GENERAL FUND FY19-20			236.85
GRAND TOTAL GENERAL FUND FY20-21			237.85

ANTIOCH
2019-21 OPERATING BUDGET

STAFFING OVERVIEW

POLICE DEPARTMENT SUMMARY	Total Funded FY 18-19 FTE	Total Filled FTE's 5.31.19	Total Funded FY 20&21 FTE
General Fund Sworn	103.80	104.80	114.80
General Fund Non-Sworn	33.00	31.00	39.00
Sub-total General Fund	136.80	125.80	153.80
Other Funds Sworn	0.20	0.20	0.20
Sub-total Other Funds	0.20	0.20	0.20
GRAND TOTAL POLICE DEPARTMENT	137.00	136.00	154.00

SPECIAL REVENUE FUNDS POSITIONS	Total Funded FY 18-19 FTE	Total Filled FTE's 5.31.19	Total Funded FY 20&21 FTE
GAS TAX FUND (213-2530)			
Junior Engineer	0.00	0.00	0.25
Landscape Maintenance Worker	0.00	0.00	0.50
Administrative Analyst I	0.25	0.25	0.25
GAS TAX TOTAL	0.25	0.25	1.00
ANIMAL CONTROL FUND (214-3320):			
Police Chief	0.10	0.10	0.10
Police Lieutenant	0.10	0.10	0.10
Animal Services Manager	1.00	1.00	1.00
Animal Services Supervisor	1.00	1.00	1.00
Doctor of Veterinary Medicine	0.00	0.00	1.00
Registered Vet Tech	1.00	1.00	1.00
Animal Care Attendant	0.00	0.00	2.00
Office Assistant	1.00	1.00	2.00
Animal Control Officer	3.00	2.00	3.00
ANIMAL CONTROL TOTAL	7.20	6.20	11.20

ANTIOCH
2019-21 OPERATING BUDGET

STAFFING OVERVIEW

SPECIAL REVENUE FUNDS POSITIONS (Continued)	Total Funded FY 18-19 FTE	Total Filled FTE's 5.31.19	Total Funded FY 20&21 FTE
RECREATION SERVICES (FUND 219):			
Recreation Community Recreation (219-4495)			
Parks and Recreation Director	0.50	0.50	0.50
Recreation Coordinator	0.50	0.50	0.50
Recreation Specialist (position reclass to Recreation Supervisor in FY20)	1.00	1.00	1.00
Office Assistant	1.00	1.00	2.00
Administrative Assistant II	1.00	1.00	1.00
Sub-total	4.00	4.00	5.00
Recreation Services – Senior Programs (219-4420)			
Recreation Specialist (position reclass to Recreation Supervisor in FY20)	1.00	1.00	1.00
Recreation Coordinator	1.00	1.00	1.00
Sub-total	2.00	2.00	2.00
Recreation Services – Sports Programs (219-4450)			
Recreation Specialist (position reclass to Recreation Supervisor in FY20)	1.00	1.00	1.00
Sub-total	1.00	1.00	1.00
Recreation Services – Water Park Operations (219-4630)			
Parks and Recreation Director	0.50	0.50	0.50
Recreation Specialist (position reclass to Recreation Supervisor in FY20)	1.00	1.00	1.00
Recreation Coordinator	0.50	0.50	0.50
Aquatics Maintenance Worker I/II	1.00	1.00	1.00
Sub-total	3.00	3.00	3.00
RECREATION FUND TOTAL	10.00	10.00	11.00
SOLID WASTE (FUND 226):			
Community Development Director	0.10	0.10	0.10
Administrative Analyst III	0.34	0.34	0.34
SOLID WASTE TOTAL	0.44	0.44	0.44
NATIONAL POLLUTANT DISCHARGE ELIMINATION SRVS (NPDES) (FUND 229):			
Channel Maintenance Operations (229-2585)			
Collection System Superintendent	0.075	0.075	0.075

ANTIOCH
2019-21 OPERATING BUDGET

STAFFING OVERVIEW

SPECIAL REVENUE FUNDS POSITIONS (Continued)	Total Funded FY 18-19 FTE	Total Filled FTE's 5.31.19	Total Funded FY 20&21 FTE
Channel Maintenance Operations (229-2585) (Cont.)			
Collections System Supervisor	0.075	0.075	0.075
Lead Collections Systems Worker	0.75	0.75	0.75
Deputy Public Works Director II	0.10	0.10	0.00
Collections Systems Worker I	1.00	1.00	1.00
Administrative Analyst 3	0.17	0.17	0.17
NPDES TOTAL	2.17	2.07	2.07
STREET LIGHT & LANDSCAPE MAINT. DIST. (SLLMD) (FUNDS 251-259):			
Deputy Public Works Director II	0.2000	0.0000	0.0000
Operations Supervisor	0.5950	0.5700	0.5950
Landscape Maintenance Worker II	2.5875	2.5875	2.5875
General Laborer	0.5875	0.5875	0.5875
SLLMD 251 – 259 TOTAL	3.9700	3.7450	3.7700
INTERNAL SERVICE FUNDS POSITIONS	Total Funded FY 18-19 FTE	Total Filled FTE's 5.31.19	Total Funded FY 20&21 FTE
VEHICLE EQUIPMENT MAINTENANCE (FUND 570):			
Equipment Maintenance (570-2610)			
Operations Supervisor	1.27	0.635	1.27
Fleet Leadworker	1.00	1.000	1.00
Equipment Mechanic II	2.00	2.000	2.00
Warehouse Maintenance Worker II (0.80 Water Fd; 0.07 Gen Fd; 0.07 Sewer Fd)	0.06	0.000	0.06
Lead Warehouse Maintenance Worker	0.06	0.060	0.06
VEHICLE EQUIPMENT MAINTENANCE TOTAL	4.39	3.695	4.39
INFORMATION SYSTEMS (FUND 573):			
Information Systems (573-1410)			
Director of Information Systems (0.25 Network Sup; 0.05 Tele. Sys.)	0.70	0.70	0.70

ANTIOCH
2019-21 OPERATING BUDGET

STAFFING OVERVIEW

	Total Funded FY 18-19 FTE	Total Filled FTE's 5.31.19	Total Funded FY 20&21 FTE
INTERNAL SERVICE FUNDS POSITIONS (Continued)			
Information Systems (573-1410) (Cont.)			
Network Administrator (0.60 Network Support)	0.40	0.40	0.40
Sub-total	1.10	1.10	1.10
Network Support & PC's (573-1420)			
Director of Information Systems (0.70 Info Sys; 0.05 Tele. Sys.)	0.25	0.25	0.25
Network Administrator (0.40 Info Sys/0.10 to Tele. Sys.)	1.50	1.50	1.50
Computer Technician/Senior *1 Computer Technician being added in FY21	2.00	2.00	2.00*
Sub-total	3.75	3.75	3.75
Telephone System (573-1430)			
Director of Information Systems (0.25 Network Sup; 0.70 Info Sys.)	0.05	0.05	0.05
Network Administrator (0.90 Network Sup)	0.10	0.10	0.10
Sub-total	0.15	0.15	0.15
GIS Support Services (573-1435)			
GIS Specialist	1.00	1.00	1.00
GIS Technician	1.00	1.00	1.00
Administrative Assistant II	0.90	0.90	1.00
Sub-total	2.90	2.90	3.00
INFORMATION SYSTEMS TOTAL			
	7.90	7.90	7.90
LOSS CONTROL FUND (580)			
Loss Control (580-1160)			
Risk Manager	0.00	0.00	1.00
LOSS CONTROL TOTAL	0.00	0.00	1.00
ENTERPRISE FUND POSITIONS			
WATER FUND (611):			
Water Supervision (611-2310)			
Deputy Public Works Director II	0.10	0.00	0.00

ANTIOCH
2019-21 OPERATING BUDGET

STAFFING OVERVIEW

ENTERPRISE FUND POSITIONS (Continued)	Total Funded FY 18-19 FTE	Total Filled FTE's 5.31.19	Total Funded FY 20&21 FTE
Water Supervision (611-2310) (Cont.)			
Water Treatment Plant Superintendent	1.00	1.00	1.00
Water Treatment Plant Supervisor	1.00	1.00	1.00
Water Distribution Superintendent	1.00	1.00	1.00
Water Distribution Supervisor	1.00	1.00	1.00
Water Quality Analyst	1.00	1.00	1.00
Administrative Assistant	0.00	0.00	0.50
Administrative Analyst I/III	1.48	1.48	1.48
Sub-total	6.58	6.48	6.98
Water Production (611-2320)			
Water Treatment Plant Operator	6.00	5.00	6.00
Water Treatment Maintenance Worker	3.00	3.00	4.00
Water Treatment Plant Instrument Tech.	1.00	0.00	1.00
Laboratory Assistant	1.00	0.00	1.00
Sub-total	11.00	10.00	12.00
Water Distribution (611-2330)			
Finance Director	0.075	0.075	0.075
Finance Services Supervisor	0.425	0.425	0.425
Snr Public Works Technician	1.000	1.000	1.000
Accounting Technician	0.500	0.500	0.500
Customer Service Representative I/II	2.750	2.750	2.750
Lead Water Distribution Operator	5.000	2.000	4.000
Cross Connection Control Specialist Leadworker	1.000	1.000	1.000
Cross Connection Control Specialist II	1.000	1.000	1.000
Equipment Operator	1.500	1.500	2.500
Water Distribution Operator I/II	12.500	11.000	12.500
Street Maint. Worker I & II (0.50 charged to Sewer Fund)	0.500	0.500	0.500
Sub-total	26.25	21.75	26.25
Warehouse & Central Stores (611-2620) (CONSOLIDATING INTO 611-2330 IN FY20)			
Lead Warehouse Maintenance Worker (0.06 Veh Fund; 0.14 Gen Fund)	0.80	0.80	0.80

ANTIOCH
2019-21 OPERATING BUDGET

STAFFING OVERVIEW

ENTERPRISE FUND POSITIONS (Continued)	Total Funded FY 18-19 FTE	Total Filled FTE's 5.31.19	Total Funded FY 20&21 FTE
Warehouse & Central Stores (611-2620) (Cont.)			
Warehouse Maintenance Worker II	0.80	0.00	0.80
Sub-total	1.60	0.80	1.60
Water Meter Reading (611-2340) (CONSOLIDATING INTO 611-2330 IN FY20)			
Water Distribution Operator I/II	2.00	2.00	2.00
Sub-total	2.00	2.00	2.00
Water Capital Projects (611-2550)			
Junior Engineer	0.00	0.00	0.50
Project Manager	0.50	0.50	0.50
Sub-total	0.50	0.50	1.00
WATER FUND TOTAL	47.93	41.53	49.83
SEWER FUND (621):			
Wastewater Supervision (621-2210)			
Deputy Public Works Director II	0.300	0.000	0.000
Collection Systems Superintendent	0.925	0.925	0.925
Collections Systems Supervisor	0.925	0.925	0.925
Administrative Assistant	0.000	0.000	0.500
Administrative Analyst I/III	1.310	1.310	1.310
Sub-total	3.460	3.160	3.660
Wastewater Collection (621-2220) (CONSOLIDATING INTO 621-2210 IN FY20)			
Finance Director	0.075	0.075	0.075
Finance Services Supervisor	0.425	0.425	0.425
Accounting Technician	0.500	0.500	0.500
Customer Service Representative I/II	2.750	2.750	2.750
Lead Collections System Worker	2.250	2.250	2.250
Water Distribution Operator I/II	0.500	0.000	0.500
Collections Systems Worker I/II	10.000	9.000	10.000
Equipment Operator	2.500	2.500	2.500
Sewer Camera Truck Operator	1.000	1.000	1.000
Street Maint. Worker I & II (0.50 charged to Water Fund)	0.500	0.500	0.500

ANTIOCH
2019-21 OPERATING BUDGET

STAFFING OVERVIEW

ENTERPRISE FUND POSITIONS (Continued)	Total Funded FY 18-19 FTE	Total Filled FTE's 5.31.19	Total Funded FY 20&21 FTE
Wastewater Collection (621-2220) (Cont.)			
Asst Public Works Technician	1.000	0.000	1.000
Lead Warehouse Maintenance Worker	0.070	0.070	0.070
Warehouse Maintenance Worker	0.070	0.000	0.070
Sub-total	21.64	19.07	21.64
Wastewater Capital Projects (621-2570)			
Project Manager	0.50	0.50	0.50
Sub-total	0.50	0.50	0.50
SEWER FUND TOTAL	25.60	22.73	25.80
MARINA FUND (631):			
Marina Administration (631-2410)			
Deputy Public Works Director II	0.125	0.00	0.00
Administrative Assistant	0.000	0.00	1.00
Facility Maintenance Worker	0.000	0.00	0.50
Operations Supervisor	0.250	0.19	0.25
Sub-total	0.375	0.19	1.75
Marina Maintenance (631-2420) (CONSOLIDATING INTO 631-2410 IN FY20)			
Marina Maintenance Worker	0.85	0.85	0.85
Sub-total	0.85	0.85	0.85
Marina Boat Launch (631-2425) (CONSOLIDATING INTO 631-2410 IN FY20)			
Marina Maintenance Worker	0.15	0.15	0.15
Sub-Total	0.15	0.15	0.15
MARINA FUND TOTAL	1.375	1.19	2.75
GRAND TOTAL FY19	320.00	300.00	
GRAND TOTAL FY20			358.00
GRAND TOTAL FY21			360.00

ANTIOCH 2019-21 OPERATING BUDGET

STAFFING OVERVIEW

The following PERS payroll assumptions are in the Fiscal Year 2019-21 budget:

PERS Tier-Bargaining Unit	FISCAL YEAR 2019-20		FISCAL YEAR 2020-21	
	Miscellaneous PERS Plan ER Contribution	Safety PERS Plan ER Contribution	Miscellaneous PERS Plan ER Contribution	Safety PERS Plan ER Contribution
Classic Employees – all but WTP	37.433%	61.935%*	39.433%	68.935%*
Classic Employees - WTP	35.433%*	n/a	37.433%*	n/a
2 nd Tier	n/a	19.478%*	n/a	20.85%*
PEPRA – all groups	37.433%	13.834%	37.433%	13.986%

*WTP employees pay 2% of the City's PERS contribution and Sworn Police pay 3%, therefore the ER Contribution is shown net.

Salary increases included budget (per MOU's):

Bargaining Unit	Effective First Full Payperiod After:	FY19/20 Increase	FY20/21 Increase
Management	10/1	2%	3%
Confidential	10/1	2%	3%
APOA	9/1	2.5%(a)	3%(a)
AP SMA	9/1	2.5%(a)	3%(a)
APWEA	4/1	2.75%	3%
OE3	10/1	2%	3%
TPEA	1/1	3%	3%(b)

(a) Per the APOA & APSMA MOU, sworn employee salary increase will be minimum 2.5% up to maximum 4.5% to bring salary to second in four-city formula and non-sworn will be minimum of 2.5% up to maximum 4.5% based on CPI. 2.5% and 3% being used in budget projections.

(b) The TPEA contract expires before FY20/21. 3% used as assumption to match other employee groups.

ANTIOCH
2019-21 OPERATING BUDGET

STAFFING OVERVIEW

The addition of the following full-time equivalent positions in fiscal year 2019-21:

Position	# of Positions	Funding Source
<u>2019-20</u>		
Police Officer	11	General Fund
CSO	3	General Fund
Crime Analyst	1	General Fund
Records Technician	2	General Fund
Assistant Planner	1	General Fund
Code Enforcement Officer	4	General Fund
General Laborer	2	General Fund
Development Services/Engineering Tech	1	General Fund
Engineer	1	General Fund/Gas Tax Fund/Water Fund
Administrative Assistant	2	Marina Fund/Water Fund/Sewer Fund
Landscape Maintenance Worker	1	General Fund/Gas Tax Fund
Water Treatment Maintenance Worker	1	Water Fund
Facility Maintenance Worker	1	General Fund/Marina Fund
Office Assistant	2	Animal Control Fund/Recreation Fund/General Fund
Animal Care Attendant	2	Animal Control Fund/General Fund
Doctor of Veterinary Medicine	1	Animal Control Fund/General Fund
Human Resources Technician	1	General Fund
Risk Manager	1	Loss Control Fund
Accountant	1	General Fund
Total Additional Funded Positions in 2019-20	39	
<u>2020-21</u>		
Public Information Officer	1	General Fund
Computer Technician	1	Information Services Fund
Total Additional Funded Positions in 2020-21	2	
Total Additional Funded Positions 2019-21	41	

ANTIOCH
2019-21 OPERATING BUDGET

FINANCIAL SUMMARIES

ANTIOCH 2019-21 OPERATING BUDGET

FINANCIAL SUMMARIES

Financial Overview

This section provides a summary of General Fund revenues, a summary of transfers between the various funds of the City, interfund charges (“internal services”) between the various funds and a summary of annually recurring purchase orders and/or contracts included in the budget.

Funds Transfer Summary

The “Funds Transfer Summary” details inflows and outflows between funds to subsidize operations in those funds.

Internal Services Summary

The City has internal services charges which are spread throughout City departments to allocate costs of services used between departments. The table details these charges.

Summary of Annual Recurring Purchases Orders and/or Contracts

The City has many annual purchase orders and/or contracts that are exempt from bidding per the City’s purchasing policy due to the nature of the goods or services provided. It has also been long standing practice to have open/recurring purchase orders for the purchase of unanticipated goods or services needed on an urgent basis. Use of open purchase orders is tightly controlled. In establishing open/recurring purchase orders, City staff is always cognizant of patronizing City businesses, but also in making sure that the City is paying fair prices.

The purchase of goods and or services over \$50,000 requires City Council approval per the City’s purchasing policy. A list of these types of purchase orders and/or contracts (as described in the prior paragraph) included in the budget is detailed. The summary does not include purchase orders or contracts separately brought to Council for approval.

ANTIOCH

2019-21 OPERATING BUDGET

FINANCIAL SUMMARIES

GENERAL FUND REVENUE SUMMARY									
Revenue Type	2015-16 Actual	2016-17 Actual	2017-18 Actual	2018-19 Budget	2018-19 Revised	2019-20 Proposed	%	2020-21 Proposed	%
							Change		Change
Taxes:									
Property Tax-Secured	\$8,738,003	\$9,322,446	\$9,927,513	\$10,514,086	\$10,559,834	\$11,193,424	6%	\$11,976,965	7%
Property Tax In Lieu of VLF	6,653,379	7,068,302	7,493,578	7,941,944	7,949,141	8,426,090	6%	9,015,916	7%
Property Tax-Unsecured	287,879	320,520	315,093	290,000	320,169	320,000	0%	320,000	0%
Property Tax-Other	542,613	568,152	751,255	700,000	700,000	700,000	0%	700,000	0%
Other In Lieu Taxes	878	0	0	400	0	0	0%	0	0%
Unitary Tax	140,615	916,208	526,417	526,420	520,517	526,420	1%	526,420	0%
Total Property Tax	16,363,367	18,195,628	19,013,856	19,972,850	20,049,661	21,165,934	6%	22,539,301	6%
Franchises - Miscellaneous	8,124	8,353	94,997	8,680	55,800	9,020	-84%	9,200	2%
Franchise-Gas	200,802	321,824	579,821	341,425	837,220	853,965	2%	871,000	2%
Franchise-Electric	426,608	454,047	482,955	498,225	453,600	462,675	2%	471,925	2%
Franchise-Cable TV	1,352,004	1,332,385	1,283,543	1,520,820	1,360,555	1,425,584	5%	1,500,000	5%
Franchise-Refuse Collection	982,382	993,169	1,053,235	1,042,515	1,063,000	1,084,000	2%	1,105,680	2%
Total Franchise Taxes	2,969,920	3,109,778	3,494,551	3,411,665	3,770,175	3,835,244	2%	3,957,805	3%
Business License Tax	1,371,594	1,348,512	1,381,317	1,400,000	1,400,000	1,400,000	0%	1,400,000	0%
Business License Tax - Rentals	1,613,021	2,416,815	2,871,674	2,200,000	2,200,000	2,200,000	0%	2,200,000	0%
Business License Tax Penalty	38,912	48,984	83,076	20,000	70,000	50,000	-29%	50,000	0%
Business Lic Tax Application	81,649	80,776	72,031	24,000	80,000	80,000	0%	80,000	0%
Contractors Business License	15,493	20,847	19,534	10,000	20,000	20,000	0%	20,000	0%
Total Business License Taxes	3,120,669	3,915,934	4,427,632	3,654,000	3,770,000	3,750,000	-1%	3,750,000	0%
Property Transfer Tax	460,654	443,102	520,724	460,000	525,000	530,000	1%	535,000	1%
Sales and Use Tax	10,132,227	12,263,171	13,157,478	13,552,200	15,034,710	14,821,405	-1%	15,459,716	4%

ANTIOCH

2019-21 OPERATING BUDGET

FINANCIAL SUMMARIES

GENERAL FUND REVENUE SUMMARY (Continued)									
Revenue Type	2015-16 Actual	2016-17 Actual	2017-18 Actual	2018-19 Budget	2018-19 Revised	2019-20 Proposed	% Change	2020-21 Proposed	% Change
Sales Tax In Lieu/Swap	2,441,193	0	0	0	0	0	0%	0	0%
Sales Tax Measure C	6,821,444	6,534,889	6,869,294	6,928,325	5,682,052	0	-100%	0	0%
1% Sales Tax	0	0	0	0	3,702,710	15,145,698	309%	15,706,984	4%
Sales & Use Tax P.S. Allocation	578,406	597,291	639,622	645,000	645,000	665,000	3%	685,000	3%
Motor Vehicle In Lieu Fees	43,696	50,608	60,135	45,000	54,270	50,000	-8%	50,000	0%
Transient Occupancy Tax	110,827	124,142	146,541	130,000	144,000	145,000	1%	145,000	0%
Total Other Taxes	20,588,447	20,013,203	21,393,794	21,760,525	25,787,742	31,357,103	22%	32,581,700	4%
Total Taxes	43,042,403	45,234,543	48,329,833	48,799,040	53,377,578	60,108,281	13%	62,828,806	5%
Licenses & Permits:									
Bicycle Licenses	73	113	1,644	0	890	0	-100%	0	0%
Building Permits	820,882	1,028,082	1,111,860	1,150,000	1,287,324	1,150,000	-11%	1,150,000	0%
Encroachment Permits	247,567	108,879	128,782	200,000	200,000	120,000	-40%	120,000	0%
Wide Vehicle/Overload Permits	7,136	6,352	13,984	10,000	10,848	10,000	-8%	10,000	0%
Total Licenses & Permits	1,075,658	1,143,426	1,256,270	1,360,000	1,499,062	1,280,000	-15%	1,280,000	0%
Fines & Penalties:									
Vehicle Code Fines	56,857	133,207	150,440	115,000	115,000	115,000	0%	115,000	0%
Non-Traffic Fines	46,695	27,357	21,101	20,000	5,000	20,000	300%	20,000	0%
Total Fines & Penalties	103,552	160,564	171,541	135,000	120,000	135,000	13%	135,000	0%
Use of Money & Property:									
Interest Earnings-Pooled	244,414	58,811	66,631	225,000	125,000	80,000	-36%	85,000	6%
Rent	468,928	500,882	480,319	510,000	490,000	490,000	0%	490,000	0%
Total Use of Money & Property	713,342	559,693	546,950	735,000	615,000	570,000	-7%	575,000	1%

ANTIOCH

2019-21 OPERATING BUDGET

FINANCIAL SUMMARIES

GENERAL FUND REVENUE SUMMARY (Continued)									
Revenue Type	2015-16 Actual	2016-17 Actual	2017-18 Actual	2018-19 Budget	2018-19 Revised	2019-20 Proposed	%	2020-21 Proposed	%
							Change		Change
Revenue from Other Agencies:									
Rev-AB109 Reimbursement	130,500	130,461	135,720	141,149	141,149	141,149	0%	141,149	0%
Homeowners Prop Tax Relief	81,413	80,388	79,725	80,000	80,000	80,000	0%	80,000	0%
State Mandated Reimbursements	156,816	65,793	60,788	0	7,519	0	-100%	0	0%
POST Reimbursements	6,459	5,918	28,979	12,000	20,367	12,000	-41%	12,000	0%
Grants – Community Development	307,908	0	21,667	538,131	570,130	0	-100%	0	0%
Grants-Police	321,669	954,890	282,069	71,970	71,970	55,827	-22%	55,827	0%
Total Revenue from Other Agencies	1,004,765	1,237,450	608,948	843,250	891,135	288,976	-68%	288,976	0%
Services Charges:									
Other Service Charges	21,733	30,527	24,555	19,350	53,119	25,400	-52%	25,400	0%
Assessment/Abatement Fees	141,780	70,077	486,687	340,000	605,696	625,000	3%	625,000	0%
Administration Services	9,001	13,382	20,229	10,200	20,000	20,000	0%	20,000	0%
Plan Checking Fees	467,440	529,300	702,526	585,360	702,636	765,000	9%	765,000	0%
Planning Fees	16,649	34,771	152,874	30,000	83,434	60,000	-28%	60,000	0%
Pool Safety Fee	1,127	1,106	885	500	517	500	-3%	500	0%
Cert Access Spec Consultation Fee	35	0	0	0	0	0	0%	0	0%
Technology Fee	21,791	25,023	26,856	24,000	28,000	28,000	0%	28,000	0%
Energy Inspection Fee	21,680	24,937	26,371	24,000	28,000	28,000	0%	28,000	0%
Accessibility Fee	2,405	3,893	3,243	2,000	4,000	2,500	-38%	2,500	0%
Green Building Verification & Compliance Fee	26,953	44,708	42,112	40,000	75,161	45,000	-40%	45,000	0%
General Plan Maintenance Fee	6,171	23,739	10,600	9,650	90,000	120,000	33%	120,000	0%
Inspection Fees	39,848	213,297	368,760	170,000	570,000	600,000	5%	600,000	0%

ANTIOCH

2019-21 OPERATING BUDGET

FINANCIAL SUMMARIES

GENERAL FUND REVENUE SUMMARY (Continued)									
Revenue Type	2015-16 Actual	2016-17 Actual	2017-18 Actual	2018-19 Budget	2018-19 Revised	2019-20 Proposed	%	2020-21 Proposed	%
							Change		Change
Admin Services-Mello Roos	41,200	41,200	30,000	10,000	27,000	25,000	-7%	15,000	-40%
Billings-Mail Piece Fee	10,010	5,020	6,979	5,000	6,000	6,000	0%	6,000	0%
Billings-Meter Usage	19,893	21,587	19,322	20,000	0	0	0%	0	0%
Billings-Cash Management	203,842	217,301	231,877	275,882	234,529	250,746	7%	262,246	5%
Police Services General	68,392	88,782	88,096	45,000	107,467	80,000	-26%	1,361,345	1602%
Brentwood Reimburse-911 Svcs	824,492	655,471	0	0	0	0	0%	0	0%
False Alarm Permit Fees	49,043	32,049	64,993	30,000	19,521	100,000	412%	100,000	0%
False Alarm Response	45,903	32,726	100,977	30,000	70,735	50,000	-29%	50,000	0%
Special Public Works Services	1,281	0	405	2,000	0	500	100%	500	0%
Total Service Charges	2,040,669	2,108,896	2,408,347	1,672,942	2,725,815	2,831,646	4%	4,114,491	45%
Other Revenue:									
Miscellaneous Revenue	2,539,925	2,401,913	1,368,175	699,540	1,234,380	873,000	-29%	612,000	-30%
Donations	175	395	790	0	127	0	-100%	0	0%
Booking Fee Reimbursements	564	1,128	1,114	4,000	500	1,000	100%	1,000	0%
Reimb-Plan Rev Contract-Dev	34,663	6,255	4,378	5,000	5,000	5,000	0%	5,000	0%
Total Other Revenue	2,575,327	2,409,691	1,374,457	708,540	1,240,007	879,000	-29%	618,000	-30%
Total Revenue Before Transfers In	50,555,716	52,854,263	54,696,346	54,253,772	60,468,597	66,092,903	9%	69,840,273	6%
Transfers In:									
A-2 City Wide Main. Dist (256)	44,594	47,668	47,668	47,668	47,668	56,299	18%	56,299	0%
Almondridge Main. Dist (253)	44,161	44,161	55,000	45,000	45,000	75,897	69%	75,897	0%
Byrne Grant (233)	53,809	40,989	50,200	40,651	40,651	55,000	35%	55,000	0%

ANTIOCH
2019-21 OPERATING BUDGET

FINANCIAL SUMMARIES

GENERAL FUND REVENUE SUMMARY (Continued)									
Revenue Type	2015-16 Actual	2016-17 Actual	2017-18 Actual	2018-19 Budget	2018-19 Revised	2019-20 Proposed	%	2020-21 Proposed	%
							Change		Change
Transfers In:									
Gas Tax (213)	810,000	1,010,000	1,010,000	1,010,000	1,010,000	1,010,000	0%	1,010,000	0%
Hillcrest Main. Dist (254)	190,640	50,000	0	0	0	0	0%	0	0%
Lone Tree Main. Dist (251)	115,151	38,459	23,380	23,380	23,380	62,999	169%	62,999	0%
SLLM Admin Fund (257)	16,854	14,665	14,971	18,690	18,248	22,048	21%	23,041	5%
E. Lone Tree Main. Dist (259)	0	11,425	11,425	11,425	11,425	14,165	24%	14,165	0%
NPDES (229)	270,225	261,105	262,380	277,875	226,030	241,865	7%	246,006	2%
CFD 2016-01 9280)	0	0	0	0	0	74,000	100%	100,000	35%
CFD 2018-02 (282)	0	0	0	0	0	50,000	100%	100,000	100%
Sewer (621)	0	448,120	0	10,000	10,000	0	-100%	0	0%
Street Impact Fund (241)	1,144,440	1,070,545	1,289,440	1,290,330	1,391,910	1,461,505	5%	1,534,580	5%
Supplemental Law Enforce. Grant (232)	162,851	284,742	175,000	100,000	319,000	225,000	-29%	225,000	0%
Traffic Safety Fund (237)	80,000	116,317	85,000	85,000	120,000	85,000	-29%	85,000	0%
Water Fund (611)	0	342,680	0	10,000	10,000	0	-100%	0	0%
Total Transfers In To General Fund	2,932,725	3,780,876	3,024,464	2,970,019	3,273,312	3,433,778	5%	3,587,987	4%
TOTAL GENERAL FUND REVENUES	\$53,488,441	\$56,635,139	\$57,720,810	\$57,223,791	\$63,741,909	\$69,526,681	9%	\$73,428,260	6%

ANTIOCH

2019-21 OPERATING BUDGET

FINANCIAL SUMMARIES

Transfers By Fund		2020 Transfers In	2021 Transfers In	Purpose	2020 Transfers Out	2021 Transfers Out	Purpose
General Fund	100	\$2,471,505	\$2,544,580	Street Maint.	\$1,483,186	\$1,758,890	Animal Subsidy
General Fund	100	85,000	85,000	Traffic Safety	2,459,506	3,030,382	Recreation Subsidy
General Fund	100	150,000	150,000	Engineering Svcs.	336,000	363,000	Light. & Landscape
General Fund	100	323,273	328,407	Light. & Landscp.	383,484	348,485	Debt Service
General Fund	100	404,000	480,000	Police Services	765,000	115,000	Capital Projects
Total General Fund		\$3,433,778	\$3,587,987		\$5,427,176	\$5,615,757	
Gas Tax Fund	213	0	0		1,010,000	1,010,000	Street Maintenance
Gas Tax Fund	213	0	0		180,000	150,000	Sidewalk Repair
Gas Tax Fund	213	0	0		470,143	39,525	Debt Service
Total Gas Tax Fund		\$0	\$0		\$1,660,143	\$1,199,525	
Animal Control Fund	214	1,483,186	1,758,890	Subsidy	598	50	Debt Service
Senior Bus Fund	218	0	0		7,700	7,700	Recreation Services
Recreation Fund	219	2,459,506	3,030,382	Subsidy	20,903	1,757	Debt Service
Recreation Fund	219	77,700	77,700	Recreation Svcs.	0	0	
Total Recreation Fund		\$2,537,206	\$3,108,082		\$20,903	\$1,757	
Child Care Fund	223	0	0		70,000	70,000	Recreation Services
National Pollution Discharge Elimination (NPDES) Fund	229	30,000	30,000	Channel Maint.	91,865	96,006	Channel Maintenance
National Pollution Discharge Elimination (NPDES) Fund	229	0	0		150,000	150,000	Engineering Services
Total NPDES Fund		\$30,000	\$30,000		\$241,865	\$246,006	
Supplemental Law Enforcement Grant Fund	232	0	0		225,000	225,000	Police Services
Traffic Safety Fund	237	0	0		85,000	85,000	Traffic Safety
Redevelopment Obligation Retirement Fund	239	0	0		1,606,401	1,645,611	Debt Service
Street Impact Fund	241	0	0		1,461,505	1,534,580	Street Maintenance
SLLMD Funds	25*	336,000	363,000		627,427	634,918	Light & Landscape
CFD 2016-01	280	0	0		74,000	100,000	Police Services
CFD 2018-02	282	0	0		50,000	100,000	Police Services

ANTIOCH

2019-21 OPERATING BUDGET

FINANCIAL SUMMARIES

Transfers By Fund		2020 Transfers In	2021 Transfers In	Purpose	2020 Transfers Out	2021 Transfers Out	Purpose
Parks Administration Fund	257	388,067	395,558	Light. & Landscp.	22,048	23,041	Light & Landscape
Parks Administration Fund	257	0	0		6,475	544	Debt Service
Total Parks Administration Fund		\$388,067	\$395,558		\$28,523	\$23,585	
Bryne Grant Fund	233	0	0		55,000	55,000	Police Services
Lone Tree A.D. CIP Fund	376	0	0		75,000	0	Prewett Fencing
Capital Improvement Fund	311	450,000	450,000	Sidewalk Repair	0	0	
Capital Improvement Fund	311	870,000	115,000	Var. Cap. Proj.	700,000	700,000	Reimb. Wtr/Swr
Total Capital Improvement Fund		\$1,320,000	\$565,000		\$700,000	\$700,000	
Antioch Public Financing Authority Debt Service Fund	417	1,457,622	1,496,872	Debt Service	0	0	
Honeywell Debt Service	416	550,922	46,315	Debt Service	0	0	
Antioch Public Financing Authority Debt Service Fund	410	345,278	345,273	Debt Service	0	0	
City of Antioch as Successor Agency to the Antioch Development Agency Area #1 Debt Service Fund	431	148,779	148,739	Debt Service	0	0	
Information Services Fund	573	449,982	476,872	GIS Services	0	0	
Water Fund	611	350,000	350,000	Reimbursement	150,000	150,000	Sidewalk Repair
Water Fund	611	0	0		12,784	1,075	Debt Service
Water Fund	611	0	0		224,991	238,436	GIS Services
Total Water Fund		\$350,000	\$350,000		\$387,775	\$389,511	
Sewer Fund	621	350,000	350,000	Reimbursement	150,000	150,000	Sidewalk Repair
Sewer Fund	621	0	0		224,991	238,436	GIS Services
Total Sewer Fund		\$350,000	\$350,000		\$374,991	\$388,436	
Marina Fund	631	0	0		1,813	152	Debt Service
Grand Total Transfers In/Out		\$13,180,820	\$13,022,588		\$13,180,820	\$13,022,588	

ANTIOCH

2019-21 OPERATING BUDGET

FINANCIAL SUMMARIES

Internal Services - City Wide Admin				
2019-21 Budget				
		FY20&21	FY20&21	
	Fund #	Credit (Expense Reduction)	Debit (Expense)	
				Reason for Charge
General Fund				
City Council	100	\$120,653		Allocate cost among user departments
City Attorney	100	219,744		Allocate cost among user departments
City Manager	100	190,930		Allocate cost among user departments
City Clerk	100	27,245		Allocate cost among user departments
Human Resources	100	300,906		Allocate cost among user departments
Non-Departmental	100	701,723		Allocate cost among user departments
Public Works-Maintenance Admin	100	372,214		Allocate cost among user departments
Public Works-Facilities Maintenance	100	224,261		Allocate cost among user departments
Finance Administration	100	31,893		Allocate cost among user departments
Finance Accounting	100	572,694		Allocate cost among user departments
Finance Operations	100	35,882		Allocate cost among user departments
General Fund Credit		\$2,753,055		

ANTIOCH
2019-21 OPERATING BUDGET

FINANCIAL SUMMARIES

Internal Services - City Wide Admin				
2019-21 Budget				
		FY20&21	FY20&21	
	Fund #	Credit (Expense Reduction)	Debit (Expense)	
Reason for Charge				
Special Revenue Funds				
RMRA	209		89	Share of allocated costs
Federal Asset Forfeiture	210		89	Share of allocated costs
Delta Fair Property	211		55	Share of allocated costs
Gas Tax	213		27,651	Share of allocated costs
Civic Arts	215		25,698	Share of allocated costs
Park in Lieu	216		1,246	Share of allocated costs
Senior Bus	218		19,462	Share of allocated costs
Traffic Signalization	220		148	Share of allocated costs
Asset Forfeiture	221		1,542	Share of allocated costs
Measure J	222		6,182	Share of allocated costs
Child Care	223		91	Share of allocated costs
Tidelands	225		308	Share of allocated costs
Solid Waste Reduction	226		42,543	Share of allocated costs
Abandoned Vehicles	228		3,658	Share of allocated costs
Pollution Elimination	229		88,021	Share of allocated costs
Traffic Safety	237		3	Share of allocated costs
PEG	238		4,228	Share of allocated costs
Street Impact	241		31	Share of allocated costs
Lone Tree SLLMD	251		43,061	Share of allocated costs
Downtown Maintenance SLLMD	252		18,700	Share of allocated costs
Almondridge SLLMD	253		3,055	Share of allocated costs
Hillcrest SLLMD	254		40,298	Share of allocated costs
Park 1A SLLMD	255		5,571	Share of allocated costs
Citywide District 2A SLLMD	256		43,396	Share of allocated costs
SLLMD Administration	257		23,229	Share of allocated costs
East Lone Tree SLLMD	259		8,489	Share of allocated costs
East Lone Tree Benefit District	270		2,074	Share of allocated costs

ANTIOCH
2019-21 OPERATING BUDGET

FINANCIAL SUMMARIES

Internal Services - City Wide Admin 2019-21 Budget				
		FY20&21 Credit (Expense Reduction)	FY20&21 Debit (Expense)	
	Fund #			Reason for Charge
Special Revenue Funds (Continued)				
	CFD 2018-01 Public Services	281	2,674	Share of allocated costs
	Post Retirement Medical - Police	577	56,684	Share of allocated costs
	Post Retirement Medical - Miscellaneous	578	41,405	Share of allocated costs
	Post Retirement Medical - Management	579	63,228	Share of allocated costs
	Total Special Revenue Charges			
Capital Projects Funds				
	Capital Improvement	311	1,285	Share of allocated costs
	Development Impact Fee	321	102	Share of allocated costs
	Hillcrest A.D.	361	37	Share of allocated costs
	Lone Diamond A.D.	376	757	Share of allocated costs
	Hillcrest Bridge Benefit District	391	14	Share of allocated costs
	Total Capital Projects Charges			
Debt Service Funds				
	Honeywell Debt Service	416	397	Share of allocated costs
Antioch Public Financing Authority				
	APFA 2015A Lease Revenue Bonds (ABAG)	410	108	Share of allocated costs
	APFA 2015A Lease Revenue Bonds (2002)	417	72	Share of allocated costs
	Total Antioch Public Financing Authority Charges			
Internal Service Funds				
	Vehicle Replacement	569	650	Share of allocated costs
	Information Services	573	101,608	Share of allocated costs
	Loss Control	580	23,801	Share of allocated costs
	Total Internal Service Charges			

ANTIOCH
2019-21 OPERATING BUDGET

FINANCIAL SUMMARIES

Internal Services - City Wide Admin 2019-21 Budget				
		FY20&21 Credit (Expense Reduction)	FY20&21 Debit (Expense)	
Fund #			Reason for Charge	
Enterprise Funds				
Water	611		1,247,187	Share of allocated costs
Water System Improvement	612		570	Share of allocated costs
Sewer	621		560,341	Share of allocated costs
Sewer System Improvement	622		638	Share of allocated costs
Marina	631		168,874	Share of allocated costs
Total Enterprise Charges				
Housing Successor/Successor Agency Funds				
Housing Successor	227		45,706	Share of allocated costs
Redevelopment Obligation Retirement	239		6,472	Share of allocated costs
Total Housing Successor/Successor Agency Charges				
Total Internal Service Charges		\$2,753,055	\$2,753,055	

ANTIOCH
2019-21 OPERATING BUDGET

FINANCIAL SUMMARIES

Summary of Annual Recurring Purchase Orders and/or Contracts

Vendor	2019-20 Budgeted Amount	2020-21 Budgeted Amount	Product/Service Description	Fund
Antioch Auto Parts	\$65,000	\$65,000	Vehicle parts	Vehicle Fund
American Greenpower USA Inc	70,000	70,000	Sole source for induction lighting material	General Fund
National Meter & Automation Inc.	275,000	275,000	Sole source for water meter and parts	Water Fund
Contra Costa County	60,000	60,000	Martinez Detention Facility Booking Fees	General Fund
Contra Costa County	135,000	145,000	CAL-ID City of Antioch portion	General Fund
Contra Costa County	260,000	260,000	Lab testing for Police Department	General Fund
Contra Costa County-Public Works	375,000	375,000	Traffic Signal Maintenance	General Fund
County Asphalt	75,000	79,000	Secondary asphalt & rock supplier	Various
Delta Diablo	124,000	124,000	Hazardous waste collection & disposal	Sewer/Solid Waste
East Hills Veterinary Hospital	75,000	80,000	Emergency veterinary services	Animal Control Fund
Honeywell International	75,000	75,000	Additional HVAC repairs on as needed basis	Various
HUBBS Systems LLC Data 911	189,000	198,500	Annual software maintenance agreement	General Fund
Site One Landscapes Pacheco	175,000	175,000	Various irrigation controller parts as needed	Various
Grainger	85,000	85,000	Various Public Works goods & supplies	Various
Jack Doheny Supplies	65,000	65,000	Sole source supplier for CCTV Truck	Water/Sewer
Office Depot	100,000	110,000	Office Supplies	Various
PFM	105,000	110,000	Investment Advisor	General Fund
Kapsch Trafficcom	60,000	60,000	Provide backup for non-working WTP network pump stations	Water Fund
San Diego Police Equipment East Bay Regional Communications System Authority	60,000	65,000	Various police equipment on as needed basis	General Fund
System Authority	98,600	98,600	EBRCS radio maintenance	General Fund
Lenhart Alarm Security	70,000	70,000	Security alarm maintenance	Various
Superion/Central Square Inc	220,380	300,000	ASP (Hosting) service for financial software	General Fund
Syar Industries Inc.	75,000	75,000	Sole source EZ asphalt bulk delivery	Various

ANTIOCH
2019-21 OPERATING BUDGET

FINANCIAL SUMMARIES

Vendor	2019-20 Budgeted Amount	2020-21 Budgeted Amount	Product/Service Description	Fund
NTU Technologies	50,000	50,000	Proprietary chemical for water treatment	Water
Polydyne Inc	50,000	50,000	Proprietary chemical for water treatment	Water
ICR Electrical	50,000	50,000	Backup and emergency electrical support to WTP	Water
Alta Fence	50,000	50,000	Provide emergency repair for WTP facilities	Water
Delta Fence	50,000	50,000	Provide emergency repair for WTP facilities	Water
Cummins West	50,000	50,000	Provide emergency repair service for backup generators	Water
Koffler Pump	50,000	50,000	Provide emergency repair service for backup generators	Water
MRG	75,000	75,000	Assist with City-owned real estate and cell tower lease negotiations	General Fund
Antioch Building Materials	225,000	225,000	Local source of asphalt material	Various

This page left intentionally blank

GENERAL FUND

ANTI^ΩCH

2019-21 OPERATING BUDGET

GENERAL FUND

The General fund is used to account for money which is not required legally or by sound financial management to be accounted for in another fund. The General Fund is the City's most significant operating fund made up of several departments. This section will provide an overall summary of the General Fund budget, as well as provide detail of each department's divisional budgets individually. The following departments are accounted for in the General Fund:

- ***City Council***
- ***City Attorney***
- ***City Manager***
- ***City Clerk***
- ***City Treasurer***
- ***Human Resources***
- ***Economic Development***
- ***Finance***
- ***Non-Departmental***
- ***Public Works***
- ***Police***
- ***Community Development***

ANTIOCH

2019-21 OPERATING BUDGET

GENERAL FUND

The General Fund receives various sources of revenue which sustain the operations of the City. Revenues within the General Fund are broken down into the following categories:

- **Taxes** – This category encompasses several sources of tax revenue such as property tax, sales tax and business license tax.
- **Licenses and Permits** – This category includes Building and Encroachment permits.
- **Fines and Penalties** – This category includes fines imposed by the police department such as vehicle code fines.
- **Use of Money and Property** – This category includes interest and rents.
- **Revenue from Other Agencies** – The City receives revenues from other agencies through specific agreements with Federal, State and Local agencies, which are included in this category.
- **Service Charges** - The City imposes charges for a variety of services such as planning and inspections, which are included in this category.
- **Other Revenue** - This category captures other revenues the City receives which do not fall into any of the categories above.
- **Transfers In** – Transfers in represent monies transferred into the General Fund to subsidize General Fund operations.

Please see the General Fund Revenue Summary on pages 39-43 for a complete breakdown of the specific revenue sources within each category.

Expenditures in the General Fund are categorized by department. For purposes of displaying the total revenues and expenditures of a department, interfund charges are shown separately for the General Fund as a whole. Budgets for each department within the General Fund can be found on pages 65-149. Summaries of revenues and expenditures by department follow.

ANTIOCH

2019-21 OPERATING BUDGET

GENERAL FUND

GENERAL FUND REVENUE AND EXPENDITURE SUMMARY

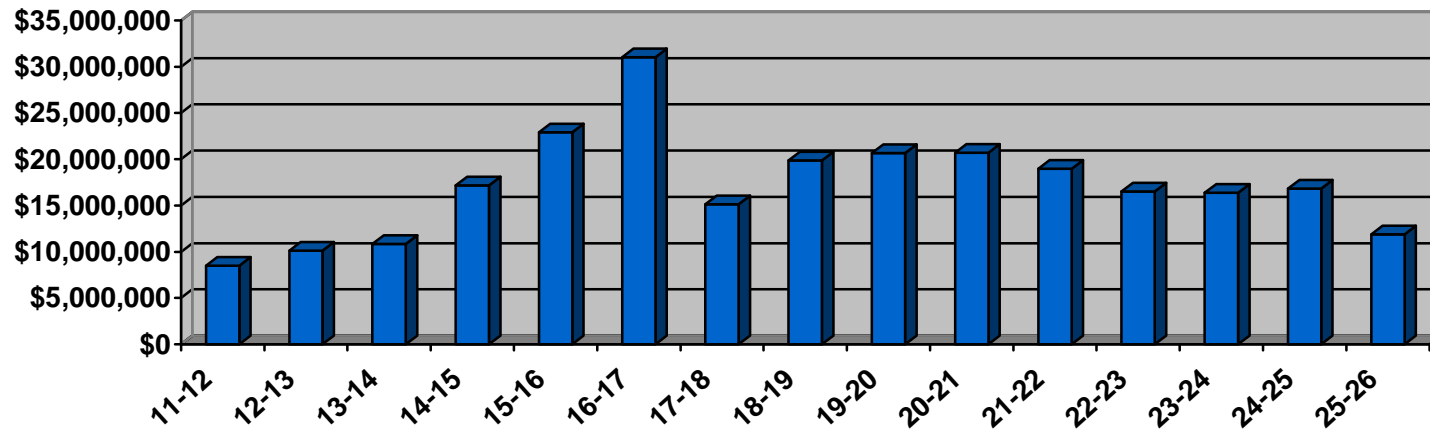
	2016-17 Actual	2017-18 Actual	2018-19 Budget	2018-19 Revised	2019-20 Proposed	Percent Change	2020-21 Proposed	Percent Change
Revenues:								
Taxes	\$38,699,654	\$41,460,539	\$41,870,715	\$43,992,816	\$44,962,583	2%	\$47,121,822	5%
Taxes – Measure C	6,534,889	6,869,294	6,928,325	5,682,052	0	-100%	0	0%
1% Sales Tax	0	0	0	3,702,710	15,145,698	309%	15,706,984	4%
Licenses & Permits	1,143,426	1,256,270	1,360,000	1,499,062	1,280,000	-15%	1,280,000	0%
Fines & Penalties	160,564	171,541	135,000	120,000	135,000	13%	135,000	0%
Investment Income & Rentals	559,693	546,950	735,000	615,000	570,000	-7%	575,000	1%
Revenue from Other Agencies	1,237,450	608,948	843,250	891,135	288,976	-68%	288,976	0%
Current Service Charges	2,108,896	2,408,347	1,672,942	2,725,815	2,831,646	4%	4,114,491	45%
Other Revenue	2,409,691	1,374,457	708,540	1,240,007	879,000	-29%	618,000	-30%
Transfers In	3,780,876	3,024,464	2,970,019	3,273,312	3,433,778	5%	3,587,987	4%
Total Revenues	56,635,139	57,720,810	57,223,791	63,741,909	69,526,681	9%	73,428,260	5.6%
Expenditures:								
Legislative & Administrative	674,701	957,716	3,420,559	3,346,967	4,452,615	33%	4,980,537	12%
Finance	13,824	39,757	1,543,101	1,445,746	1,482,096	3%	1,779,552	20%
Non-Departmental	224,699	22,405,918	3,254,815	2,914,577	3,321,375	14%	2,878,769	-13%
Public Works	6,274,746	7,138,761	8,294,842	7,826,505	8,599,281	10%	8,704,812	1%
Police Services	28,883,660	28,636,074	31,569,971	30,731,841	42,602,339	39%	45,578,360	7%
Police Services – Measure C	7,441,194	8,566,802	7,101,697	6,059,367	0	-100%	0	0%
Police Services-Animal Support	420,859	722,137	1,196,528	1,204,182	1,483,186	23%	1,758,890	19%
Recreation/Community Services	1,594,924	1,230,823	1,515,968	1,599,292	2,459,506	54%	3,030,382	23%
Community Development	2,498,005	3,442,543	3,779,812	3,469,132	4,331,959	25%	4,694,549	8%
Code Enforcement – Measure C	497,737	451,961	625,084	421,141	0	-100%	0	0%
Total Expenditures	48,524,349	73,592,492	62,302,377	59,018,750	68,732,357	16%	73,405,851	7%

ANTIOCH 2019-21 OPERATING BUDGET

GENERAL FUND

General Fund Fund Balance Analysis and History

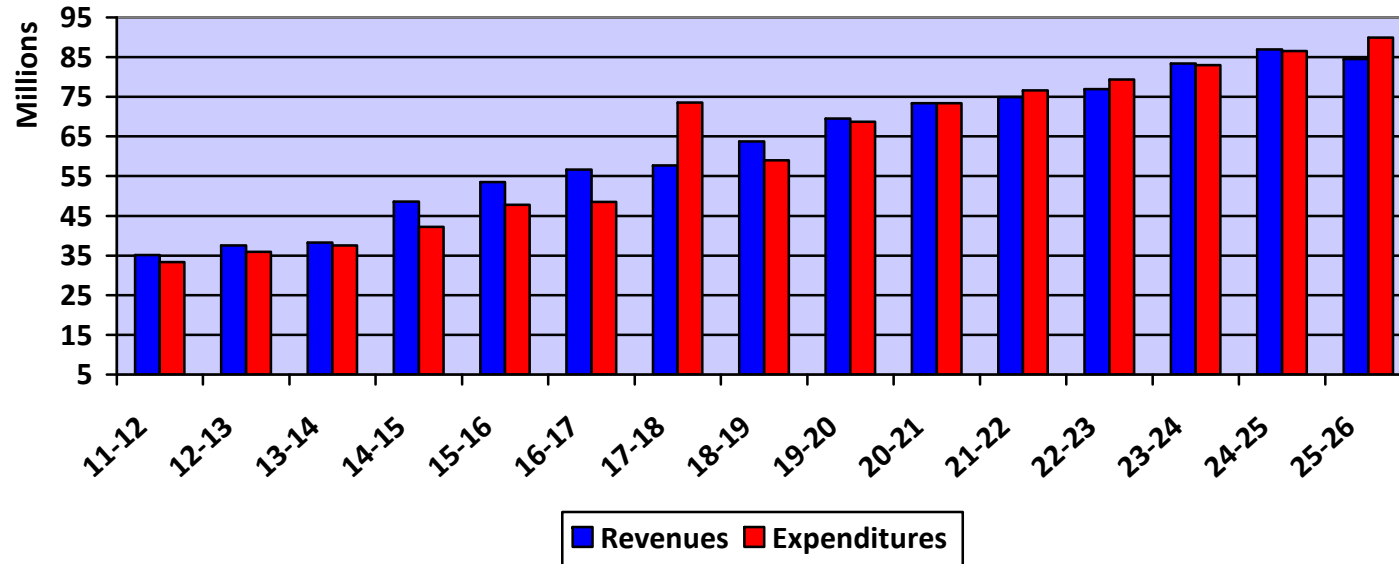
	2016-17 Actual	2017-18 Actual	2018-19 Revised	2019-20 Proposed	2020-21 Proposed
Beginning Fund Balance	\$22,904,428	\$31,015,218	\$15,143,536	\$19,866,695	\$20,661,019
Net Revenue/Expenditure	8,110,790	(15,871,682)	4,723,159	794,324	22,409
Ending Fund Balance	\$31,015,218	\$15,143,536	\$19,866,695	\$20,661,019	\$20,683,428
Committed – Police Services	2,947,925	798,456	0	0	0
Committed - Litigation Reserve	500,000	500,000	500,000	500,000	500,000
Committed - Compensated Absences	97,710	112,147	113,691	115,000	115,000
Assigned – Encumbrances/Projects	1,270,101	2,188,771	320,000	0	0
Unassigned Fund Balance	\$26,199,482	\$11,544,162	\$18,933,004	\$20,046,019	\$20,068,428
Percentage of Revenue	46.26%	20.00%	29.70%	28.83%	27.33%



ANTIOCH 2019-21 OPERATING BUDGET

GENERAL FUND

An analysis of revenues verses expenditures each fiscal year follows:



ANTIOCH
2019-21 OPERATING BUDGET

GENERAL FUND

Measure C and 1% Sales Tax (Measure W) Funding

Measure C, the City's one-half cent sales tax expired March 31, 2019. Per the direction of City Council, funds were to be spent on Police and Code Enforcement Services. Measure W, a new 1%/one-cent sales tax was approved by voters in November 2018 which became effective on April 1, 2019 and lasts 20 years. This is a general sales tax measure and can be spent on any General Fund purpose as directed by the City Council. For this two-year budget cycle, Council has approved allocating the funds towards additional hiring and costs associated with that, youth funding and Police. The following table outlines the final Measure C funding budget in fiscal year 2019 and the budget of the 1% sales tax (Measure W).

Budgeted Funds	Measure C Revised FY19	1% Sales Tax Budget FY19	1% Sales Tax Budget FY20	1% Sales Tax Budget FY21
	\$5,682,052	\$3,702,710	\$15,145,698	\$15,706,984
Allocation:				
Police (a)	5,260,911	3,584,710	12,265,094	11,763,594
Code Enforcement (b)	421,141	118,000	1,245,467	1,571,824
Recreation (c)	-	-	1,170,214	1,741,090
Community Development (d)	-	-	66,308	144,765
Public Works (e)	-	-	69,076	151,887
Human Resources (f)	-	-	63,941	138,954
Finance (g)	-	-	65,598	144,870
Non-Departmental (h)	-	-	200,000	50,000
Total Allocation	\$5,682,052	\$3,702,710	\$15,145,698	\$15,706,984

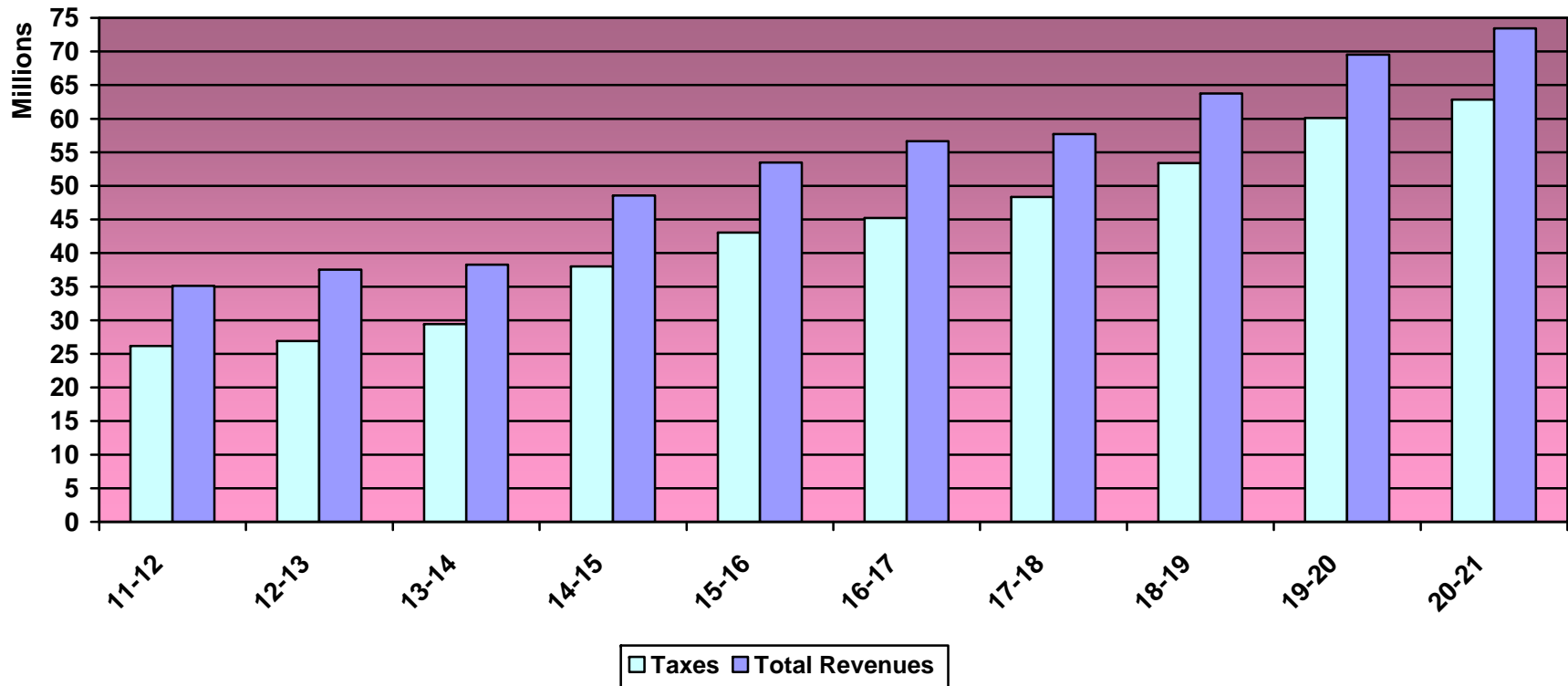
- (a) The allocation to the Police Department is calculated based on remaining funds after other allocations (b) through (h) are made.
- (b) Code Enforcement allocation calculated to include costs of prior staffing funded with Measure C (1 Code Enforcement Manager, 2 Street Maintenance Workers, 1 Development Services Engineering Technician, 1 Code Enforcement Officer) and 2 General Laborer positions, 4 additional Code Enforcement Officers, 1 additional Development Services/Engineering Technician.
- (c) Recreation allocation calculated in each year as the total amount of the General Fund transfer increase over FY19 which includes the \$350,000 and \$700,000 additional funding provided in each respective budget year for additional programs and/or services.
- (d) Community Development allocation calculated as the cost of 1 additional Planner position.
- (e) Public Works allocation calculated as the General Fund cost of 1 additional Engineer, Landscape Maintenance Worker and Facility Maintenance Worker position. These positions will be partially funded with other funds of the City.
- (f) Human Resources allocation calculated as the cost of 1 Human Resources Technician position.
- (g) Finance allocation calculated as the cost of 1 additional Accountant position.
- (h) Non-Departmental allocation calculated as cost of City Hall modifications for new hiring and additional community grants for youth in FY20 and additional community grants for youth in FY21.

ANTIOCH 2019-21 OPERATING BUDGET

GENERAL FUND

General Fund Revenues

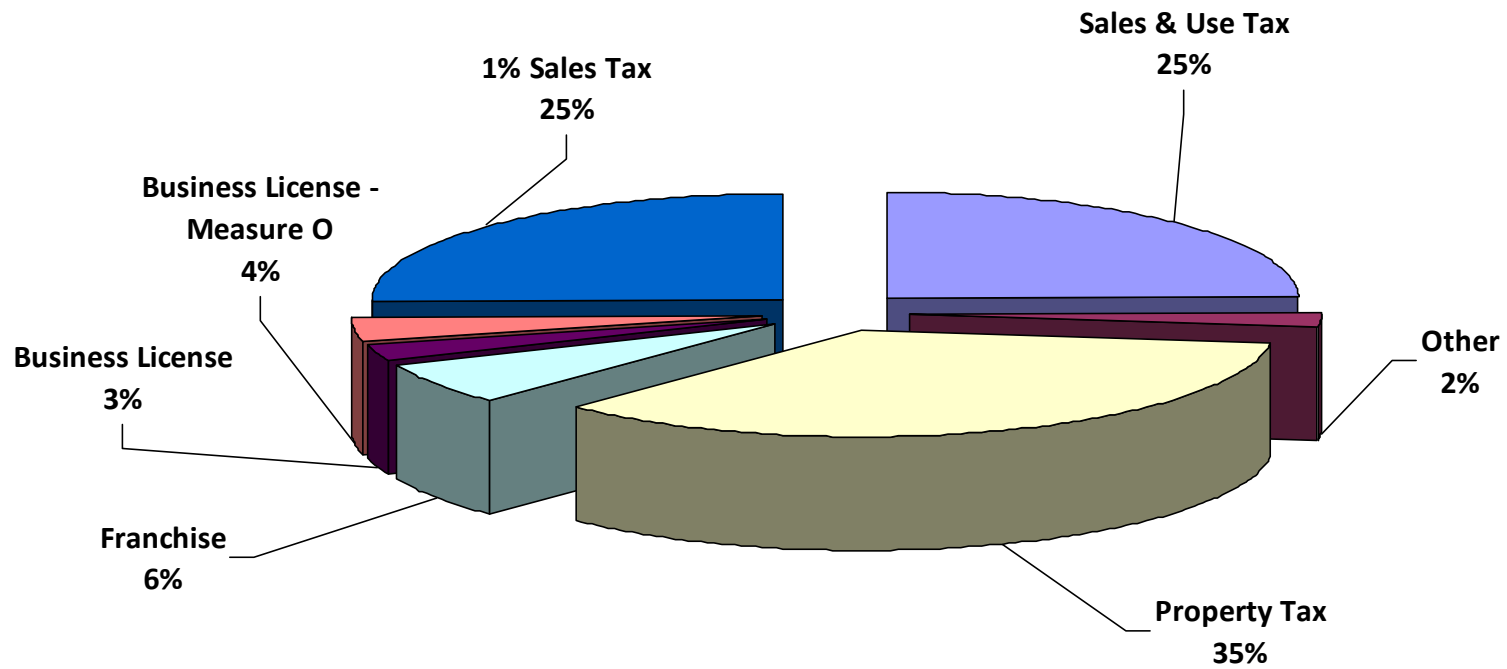
Taxes are the most significant revenue in the General Fund. The following is a breakdown of actual/projected tax revenue in the General Fund compared to total revenues.



ANTIOCH 2019-21 OPERATING BUDGET

GENERAL FUND

The following chart breaks down taxes by source for fiscal year 2019-20.

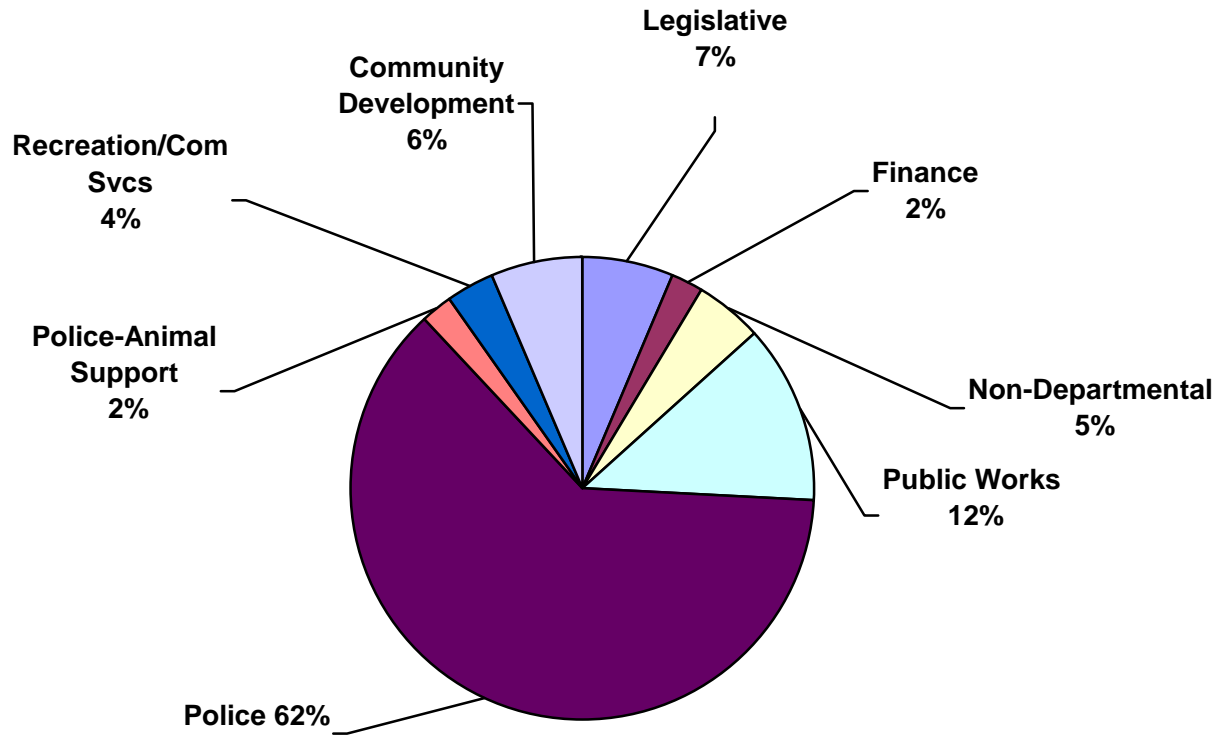


ANTIOCH
2019-21 OPERATING BUDGET

GENERAL FUND

General Fund Expenditures

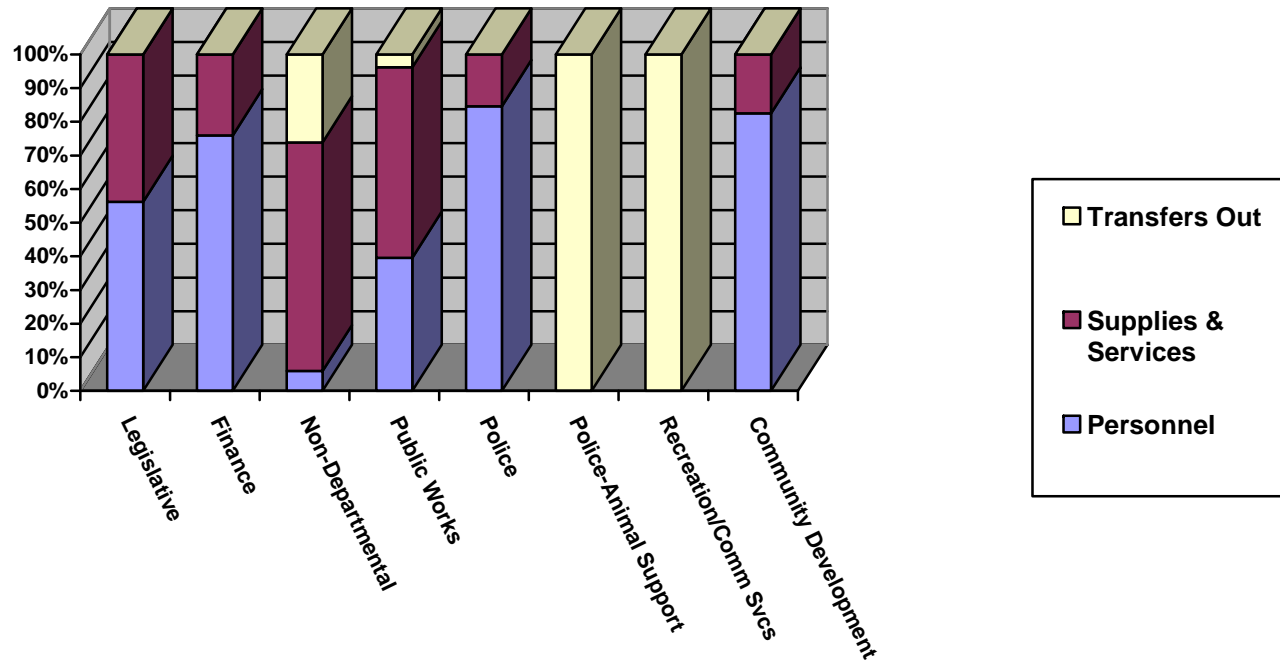
The following is a breakdown of projected expenditures by department in the General Fund for fiscal year 2019-20.



ANTIOCH 2019-21 OPERATING BUDGET

GENERAL FUND

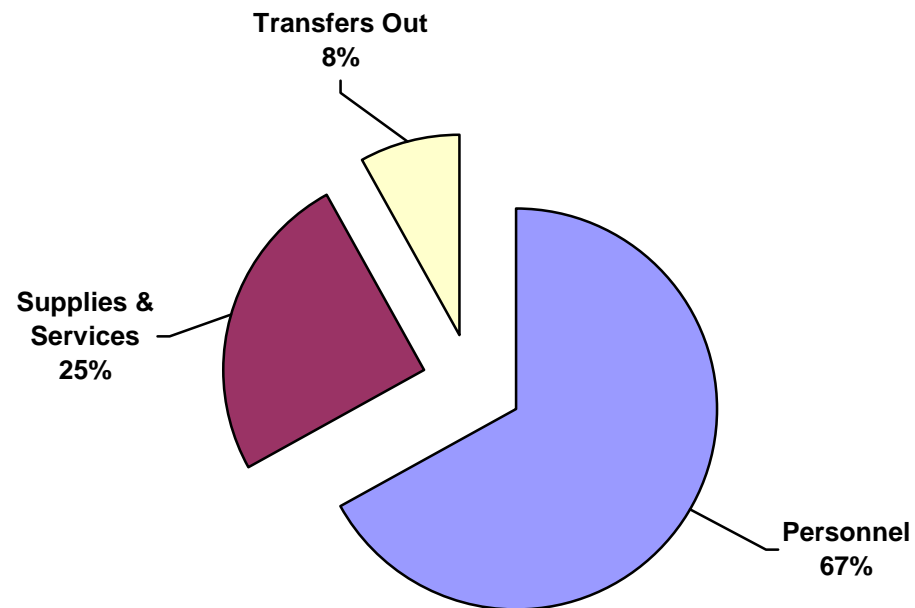
Within each department, expenditures are broken down by type as follows in 2019-20 (excludes internal services):



ANTIOCH 2019-21 OPERATING BUDGET

GENERAL FUND

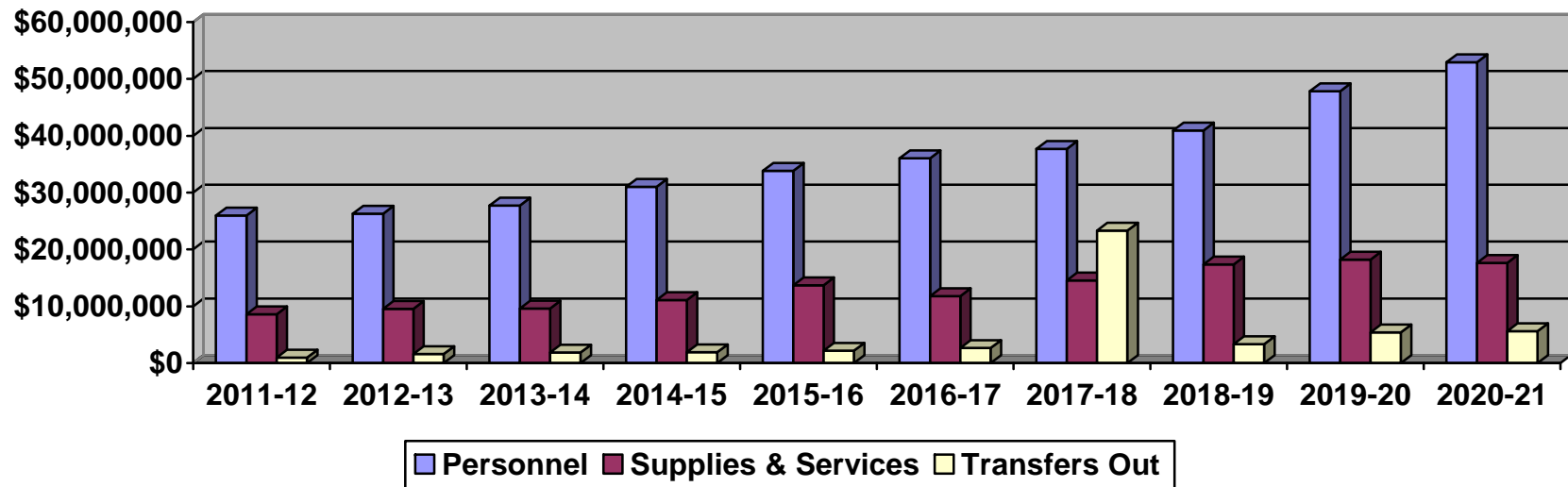
Expenditures by type in total for the General Fund are as follows in 2019-20 (excludes internal services):



ANTIOCH 2019-21 OPERATING BUDGET

GENERAL FUND

A trend analysis of expenditures by type follows:



This page left intentionally blank

ANTIOCH
2019-21 OPERATING BUDGET

GENERAL FUND – DEPARTMENTAL BUDGETS

LEGISLATIVE AND ADMINISTRATIVE

LEGISLATIVE AND ADMINISTRATIVE SUMMARY								
	2016-17 Actual	2017-18 Actual	2018-19 Budget	2018-19 Revised	2019-20 Proposed	% Change	2020-21 Proposed	% Change
SOURCE OF FUNDS:								
1% Sales Tax	0	0	0	0	63,941	100%	138,954	117%
Billings to Departments	217,301	231,877	275,882	234,529	250,746	7%	262,246	5%
Charges for Services	8,275	0	0	14,450	0	-100%	0	0%
Miscellaneous Revenue	10,454	1,804	0	4,854	500	-90%	500	0%
TOTAL SOURCE OF FUNDS	236,030	233,681	275,882	253,833	315,187	24%	401,700	27%
USE OF FUNDS:								
Personnel	2,081,356	1,940,514	2,740,668	2,322,075	2,986,856	29%	3,602,621	21%
Services & Supplies	835,611	1,309,116	1,551,577	1,896,578	2,325,147	23%	2,237,304	-4%
Internal Services	(2,242,266)	(2,291,914)	(871,686)	(871,686)	(859,388)	-1%	(859,388)	0%
TOTAL USE OF FUNDS	674,701	957,716	3,420,559	3,346,967	4,452,615	33%	4,980,537	12%

Funded FTE's:	Funded 2018-19	Funded 2019-20	Funded 2020-21
City Council	5.00	5.00	5.00
City Attorney	2.00	2.00	2.00
City Manager	3.00	3.00	4.00
City Clerk	2.00	2.00	2.00
City Treasurer	1.15	1.15	1.15
Human Resources	4.00	5.00	5.00
Economic Development	2.00	2.00	2.00
Total Legislative & Administrative Funded FTE's	19.15	20.15	21.15

ANTIOCH

2019-21 OPERATING BUDGET

GENERAL FUND – DEPARTMENTAL BUDGETS

CITY COUNCIL (100-1110)

The City Council acts on all legislative matters concerning the City. As the City policy-making and legislative body, the City Council is responsible to approximately 114,000 residents of Antioch for approving all programs and services provided in the City. They approve and adopt all ordinances, resolutions, contracts and other matters regarding overall policy decisions and leadership. The Council appoints the City Manager and the City Attorney, as well as various commissions, boards and other citizen advisory committees.

In reaching policy decisions, the City Council reviews proposals designed to meet community needs and sustain desired service levels; initiates new programs to upgrade existing City services; determines the ability of the City to provide financing for all municipal activities; and adopts the City budget following review and modification of a proposed budget, as submitted by the City Manager.

In addition to holding regular and special Council meetings, the members of the City Council also function as directors of the City of Antioch as Successor Agency and Housing Successor to the Antioch Development Agency and the Antioch Public Financing Authority.

2018-2019 Accomplishments:

- Passed 15 Ordinances which included the Downtown Specific Plan Focus Area, Massage, Hourly Rate Motel, Cannabis Zoning, and Police Services CFD.
- Finalized the Vision and Strategic Plan 2019-2029 and the Downtown Specific Plan.
- Continued to ensure Measure C funds are used for Police, Code Enforcement and Economic Development as directed by the City Council.
- With the passage of Measure W this increases the ½ cent Sales Tax to 1 cent, direct usage of these funds.
- Attracted 31 New Developments and Businesses which included Smiths Landing restaurant at the Humphrey's prior location, Antioch Auto Center/Infinity Auto Dealership, Vineyard at Sand Creek senior and market rate housing, Comfort Inn, Best Buy, Granite Expo, Wildflower Station Commercial/Residential.
- Continued to protect Antioch's pre-1914 water rights against the negative impacts of the proposed WaterFix project.
- Continued to advocate for the Department of Water Resources to honor the terms of the Amended 1968 Agreement.
- Approved 18 projects which included the completion of the EIR Certification and Labor Stabilization Agreement for Brackish Water Desalination, the opening of the Hillcrest BART Station.
- Continued support for WETA ferry service for Antioch.
- Continued approval process for the Sand Creek Specific Plan and the Land Use Element of the General Plan.
- Continued to represent Antioch at the regional, state and national levels through elected county, state and national representatives, as well as participation in the Mayor's Conference, the California League of Cities, EC2, Contra Costa Northern Waterfront Economic Development Initiative, Homeless CARE Center Efforts/\$3M HEAP Funds, Delta 6, East Contra Costa Jobs Working Group and other forums.
- Hired a City Attorney.
- Gave authorization to hire up to 110 sworn Police Officers.
- Authorized hiring of an Economic Development Director.

ANTIOCH

2019-21 OPERATING BUDGET

GENERAL FUND – DEPARTMENTAL BUDGETS

2020 & 2021 Objectives:

- Continue to direct use of Measure W funds.
- Continue to set policy and be responsible to the citizens of Antioch via the eleven aspirational priorities and seven goals of the Vision and Strategic Plan 2019-2029.
- Advocate for Antioch and WETA.
- Improve and promote the downtown as a destination for businesses and shoppers.
- Promote Antioch as a place to grow businesses and families.
- Maintain proactive approach to City water rights.
- Maintain and build upon strong relationships with Antioch Unified School District.
- Investigate and determine ballot measure(s) to maintain and enhance financial stability and sustainability.
- Continued to represent Antioch at the regional, state and national levels.
- Support Economic Development efforts to attract and sustain businesses.
- Enhance quality of life for citizens of Antioch by supporting programs and policies for youth, seniors, and blight and crime reduction.

CITY COUNCIL (100-1110)								
	2016-17 Actual	2017-18 Actual	2018-19 Budget	2018-19 Revised	2019-20 Proposed	% Change	2020-21 Proposed	% Change
Use of Funds:								
Personnel	128,941	128,522	147,327	131,029	128,024	-2%	151,403	18%
Services & Supplies	16,835	21,817	50,479	71,578	45,178	-37%	45,178	0%
Internal Services	(137,721)	(133,107)	(121,525)	(121,525)	(120,563)	-1%	(120,563)	0%
Total Use of Funds	8,055	17,232	76,281	81,082	52,639	-35%	76,018	44%
Elected Officials	5.00	5.00	5.00	5.00	5.00		5.00	

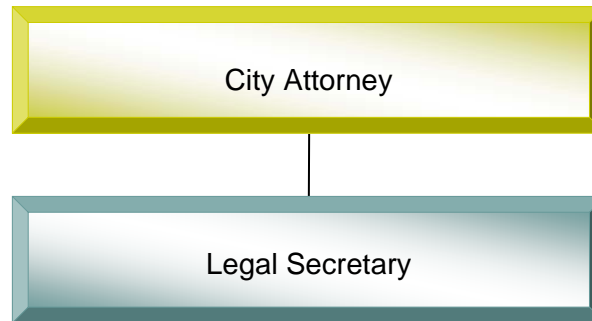
ANTIOCH
2019-21 OPERATING BUDGET

GENERAL FUND – DEPARTMENTAL BUDGETS

CITY ATTORNEY (100-1120)

The mission of the Antioch City Attorney’s Office is to provide excellent and ethical legal advice, counsel, representation, and leadership that catalyzes advancement within the City of Antioch and is responsive to the needs of the City Council, City Manager, City boards and commissions, department leaders and department staff. The City Attorney’s office is responsible for providing and supervising all legal services for the City and the City of Antioch serving as Successor Agency and Housing Successor to the Antioch Development Agency. The Office provides advice to Council, Commissions and staff on the Brown Act, Public Records Acts, conflicts of interests, public contracting, land use, environmental laws, employment, and other matters; prepares or reviews ordinances, contracts, leases and similar legal documents; is responsible for land acquisition; and oversees claims and litigation involving the City.

CITY ATTORNEY



# of Funded Positions	# of Filled Positions	# Vacant Funded Positions	# Proposed New Positions
2.00	2.00	0	0

ANTIOCH

2019-21 OPERATING BUDGET

GENERAL FUND – DEPARTMENTAL BUDGETS

2018-2019 Accomplishments:

- Managed claims and litigation matters for the City, including:
 - Police Department matters;
 - Dangerous condition of public property cases
 - Inverse condemnation lawsuit related to West Antioch Creek Channel Improvement project
 - Small claims court matters
 - Enforcement of loan agreement related to former Antioch Development Agency's Down Payment Assistance Program
 - Litigation involving state Department of Finance regarding Marina loan
 - Claims related to the "Let Antioch Voters Decide" and "Ranch" Initiatives
 - Litigation regarding the retroactivity of new legislation (SB 1421) regarding police records
- Drafted ordinance amendments and ballot resolutions related to the extension of the City's sales and use tax, Measure W
- Facilitated the process for converting from "at large" to "by district" elections effective 2020
- Drafted the ballot titles and summaries for, and advised the Council regarding adoption of, the "Let Antioch Voters Decide" and "Ranch" Initiatives
- Drafted comprehensive revision to the City's Massage Establishment Certification Program
- Advised Community Development Department and City Council regarding adoption of Cannabis Business Ordinance
- Drafted Ordinance regarding development agreements for cannabis agreements and drafted template development agreement
- Advised regarding processing and approvals of several development applications
- Opposed *Pitchess* motions on behalf of Police Department
- Oversaw AB 1234 compliance and provided conflict of interest advice
- Advised and provided assistance regarding telecommunications leases
- Prepared letters to the auditors regarding litigation and claims
- Advised on various personnel matters
- Drafted or reviewed numerous contracts and updated contract templates
- Responded to Public Records Act requests and subpoenas
- Reviewed claims and consulted with City's third-party risk manager/insurance risk pool on liability issue
- Reviewed agendas and staff reports and attended meetings of City Council, Planning Commission and Board of Administrative Appeals
- Provided advice and support to all City departments regarding legal issues

2020 & 2021 Objectives:

- Determine the nature and scope of legal services required for City projects, marshal the necessary resources, and deliver excellent legal services
- Prepare and/or review ordinances and resolutions requested or prepared by the City Council, the City Manager, department leaders, and department staff
- Preside as City Attorney for meetings of the City Council, the Planning Commission, Redevelopment Dissolution Oversight Board, and the Board of Administrative Appeals
- Apprise the City Council of the legal ramifications of its actions
- Defend the City Council's actions to the full extent of the law
- Oversee prosecution and defense of claims and litigation involving the City
- Advise Code Enforcement to support the enforcement of the Antioch Municipal Code

ANTIOCH

2019-21 OPERATING BUDGET

GENERAL FUND – DEPARTMENTAL BUDGETS

- Ensure City departments are in compliance with contract policies and insurance requirements
- Work with the Municipal Pooling Authority to resolve tort claims, manage risk and safety issues, and control “insurance” costs
- Work with the City Council, Community Development, Economic Development, and cannabis businesses to improve the City’s cannabis business ordinances, regulations and development agreements
- Draft and introduce a permanent ordinance prohibiting the conversion of senior mobile home communities to all-age communities
- Assist and advise as needed with General Plan Land Use Update and Downtown Specific Plan adoption
- Assist staff with legal issues related to development proposals
- Assist with land use/development issues related to Sand Creek Focus Area/FUA 1
- Review and update leases of City properties
- Review, revise as is necessary, and provide approval as to form for City legal agreements
- Oppose *Pitchess* motions on behalf of Police Department
- Oversee matters relating to dissolution of Antioch Development Agency
- Improve the use of technology to increase efficiency of City Attorney services
- Conduct weekly meeting with City Attorney staff to review workflow
- Maintain regular communication and conduct monthly conference calls with the Municipal Pooling Authority to review the status of covered claims against the City
- Serve as an alternate board member on the Municipal Pooling Authority Board
- Contract trainings in the Brown Act, AB 1234 Ethics, and other important areas
- Build in house legal and legal assistant capabilities
- Attend League of Cities Annual Conference, League of Cities City Attorney Conference, and Northern District of California District Conference
- Manage outside legal counsel work and billing; reduce dependency on outside counsel
- Evaluate the need for additional staffing for the Office of the City Attorney

	CITY ATTORNEY (100-1120)							
	2016-17 Actual	2017-18 Actual	2018-19 Budget	2018-19 Revised	2019-20 Proposed	% Change	2020-21 Proposed	% Change
Source of Funds:								
Legal Fees	8,275	0	0	14,450	0	-100%	0	0%
Other	881	35	0	46	0	-100%	0	0%
Total Source of Funds	9,156	35	0	14,496	0	-100%	0	0%
Use of Funds:								
Personnel	351,119	109,913	470,931	232,707	484,048	108%	513,147	6%
Services & Supplies	198,355	579,003	140,637	481,279	204,959	-57%	204,959	0%
Internal Services	(545,997)	(534,131)	(263,745)	(263,745)	(219,744)	-17%	(219,744)	0%
Total Use of Funds	3,477	154,785	347,823	450,241	469,263	4%	498,362	6%
Funded FTE's	2.00	2.00	2.00	2.00	2.00		2.00	

ANTIOCH
2019-21 OPERATING BUDGET

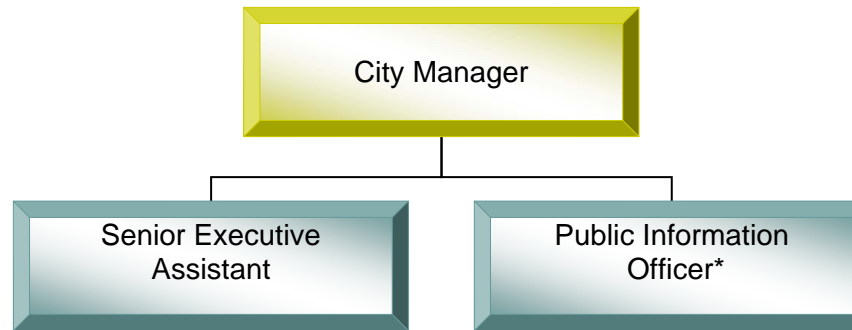
GENERAL FUND – DEPARTMENTAL BUDGETS

CITY MANAGER (100-1130)

The City Manager serves as the administrative head of the City government under the direction of the City Council and is responsible for carrying out the policies and directives of the City Council. The City Manager provides leadership to the City’s executive managers and the organization as a whole in meeting the needs of the community and coordinating the provision of a wide range of municipal services.

The City Manager also provides administrative policy direction for fiscal planning; intergovernmental relations in responding to state, federal and regional issues with local impacts; and for communications - both internal and with the community at large. The City Manager attends all Council meetings, advising the Council on matters under consideration and makes Council policy recommendations as appropriate.

CITY MANAGER



# of Funded Positions	# of Filled Positions	# Vacant Funded Positions	# Proposed New Positions
3.00	2.00	1.00*	1.00*
*Position will be contractual in FY20 and FTE in FY21			

ANTIOCH

2019-21 OPERATING BUDGET

GENERAL FUND – DEPARTMENTAL BUDGETS

2018-2019 Accomplishments:

- Finalized the City's Vision and Strategic Plan 2019-2029.
- Completed two-year operating budget cycle for fiscal years 2019-2020 and 2020-2021.
- Led communications on the passage of Measure W estimated to increase revenue by \$15 million to \$25 million per year over the next 20 years.
- Worked with the contract City Attorney and City Council for the adoption of an ordinance establishing By-District elections beginning in 2020 and a Cannabis ordinance and zones.
- Worked with the contract City Attorney and City Council for adoption of two land use initiatives affecting property in the Sand Creek Focus Area.
- Participated in negotiations resulting in the sale of property at the Antioch Marina and locating Smith's Landing a new restaurant located at the Humphrey's restaurant prior location.
- Continued hiring sworn police officers, other police personnel and Code Enforcement staff.
- Hired Evviva for branding and marketing the City.
- Hired a new Economic Development Director and Public Works Director/City Engineer.
- Assisted City Council in hiring a City Attorney.
- Finalized labor negotiations with Antioch Public Works Employee Association and Treatment Plant Employees Association.
- Led revised City website and increased use of social media platforms across all departments to improve community communications.
- Continued to protect Antioch's pre-1914 water rights.
- Completion of EIR Certification and Labor Stabilization Agreement for the Brackish Water Desalination water project.
- Continued downtown revitalization efforts.
- Advocated successfully for Antioch related to various WETA activities.
- Provided long term financial projections for future budget planning.
- Continued to work with adjacent East Contra Costa cities and the County on regional economic development efforts to explore branding, cost sharing and interagency cooperation.
- Continued to represent Antioch at the regional, state and national levels.

2020 & 2021 Objectives:

- Continue implementation of the Vision and Strategic Plan 2019–2029 twelve aspirational priorities and seven goals.
- Encourage enhanced communication and cooperation between the City and local businesses.
- Increase economic development efforts, locally and regionally by working more collaboratively and strategically with the Economic Development Director, neighboring cities and the county.
- Continue to address blighted commercial and residential properties to require property owner compliance with local Codes and Ordinances.
- Continue to streamline and improve the City's business processes.
- Support City Council Sub Committees.
- Continue weekly reports and use of social media to keep Council and community informed.
- Continue to update the City Website to better organize and communicate information to community.

ANTIOCH

2019-21 OPERATING BUDGET

GENERAL FUND – DEPARTMENTAL BUDGETS

- Begin negotiations with Antioch Police Officers Association.
- Continue to monitor and protect the City's water rights.
- Continue process of permitting, funding and bidding the Brackish Water Desalination water project.
- Continue to successfully advocate for Antioch related to various WETA activities.
- Continue to work with adjacent cities to explore cost sharing and interagency cooperation.
- Support efforts to investigate revenue generating ideas and measures.
- Implement City Council directives and communicate regularly to the City Council through weekly reports and one-on-one meetings.
- Form strategic partnerships with other jurisdictions, regional agencies and the private sector to expedite implementation of projects and address multi-jurisdictional concerns.
- Continue to assist the City Council when they represent Antioch at the regional, state and national levels through elected county, state and national representatives, as well as participation in the Mayor's Conference, the California League of Cities, EC², Contra Costa Northern Waterfront Economic Development Initiative, Homeless CARE Center Efforts/\$3M HEAP Funds, Delta 6, East Contra Costa Jobs Working Group and other forums.

CITY MANAGER (100-1130)								
	2016-17	2017-18	2018-19	2018-19	2019-20	%	2020-21	%
	Actual	Actual	Budget	Revised	Proposed	Change	Proposed	Change
Use of Funds:								
Personnel	657,085	758,004	718,889	585,870	855,050	46%	1,251,804	46%
Services & Supplies	61,227	108,187	193,396	190,455	376,197	98%	221,455	-41%
Internal Services	(675,565)	(807,314)	(208,165)	(208,165)	(190,930)	-8%	(190,930)	0%
Total Use of Funds	42,747	58,877	704,120	568,160	1,040,317	83%	1,282,329	23%
Funded FTE's	2.50	3.00	3.00	3.00	3.00		4.00	

ANTIOCH

2019-21 OPERATING BUDGET

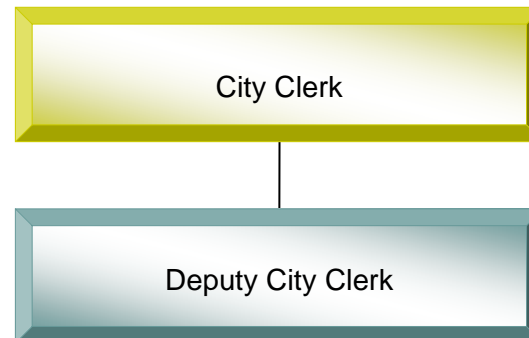
GENERAL FUND – DEPARTMENTAL BUDGETS

CITY CLERK (100-1140)

The position of City Clerk is elected to a four-year term and operates under statutory provision of the California Government Code, the Elections Code, and City ordinances and policies. The function of the City Clerk’s Office is staffed with one full-time regular Deputy City Clerk employee, with management oversight provided by the Administrative Services Director.

Duties of the City Clerk’s Office include: keeping records of the official actions of the City Council, City acting as Successor Agency to the Antioch Development Agency, Antioch Public Financing Authority and the Board of Administrative Appeals; preparing agendas for both Regular and Special City Council, Board of Administrative Appeals and the Sales Tax Citizens’ Oversight Committee Meetings, minutes and public hearing notices; conducting municipal elections as the Elections Officer, serving as filing officer for the implementation of the Political Reform Act; accepting claims and legal actions against the City; maintaining the Municipal Code; maintaining registration/ownership certificates for City vehicles; attesting City documents including resolutions, ordinances and agreements; conducting bid openings; receiving California Public records Act requests and ensuring a timely response; serving as the Secretary to the Board of Administrative Appeals and the Sales Tax Citizens’ Oversight Committee; and interacting with the City Council, City staff, and the general public on all related matters.

CITY CLERK



# of Funded Positions	# of Filled Positions	# Vacant Funded Positions	# Proposed New Positions
2.00	2.00	0	0

ANTIOCH

2019-21 OPERATING BUDGET

GENERAL FUND – DEPARTMENTAL BUDGETS

2018-2019 Accomplishments:

- Completed Fair Political Practice Commission (FPPC) Form 700 “Statement of Economic Interests” filings and forwarded GC 82700 filers to the FPPC.
- Tracked vacancies of City Boards and Commissions per The Maddy Act; notified the Public and City Council of openings and prepared notices of vacancy; received and processed applications for appointments.
- Coordinated and prepared correspondence agenda for the Board of Appeals including Board, staff, and appellant; finalized Board of Appeals notices of decisions and actions.
- Conducted the November 2018 Election for Measure W to increase the local Sales Tax from ½ cent to 1 cent. Measure W passed.
- Conducted the election for two City Council seats for the November 2018 General Election.
- Received and processed two Notices of Intent to Circulate Petition dealing with Southeast Antioch. The City Council adopted both initiatives.
- Received and assisted all public records requests in accordance with the Public Records Act.
- Continued working on an inventory of over 1800 boxes of files and records in the Records Warehouse.
- Processed Proclamations and Certificates of Recognition for the City Council.
- The City Clerk received his designation as a Certified Municipal Clerk (CMC) in 2017 and the Deputy City Clerk received her designation as a Certified Municipal Clerk (CMA) in 2018.
- Participated in training through the City Clerks Association of California towards becoming a Master Municipal Clerk.

2020 & 2021 Objectives:

- Conduct the first By-District elections for 4 Council Members, at-large election for Mayor, City Clerk and City Treasurer for the November 2020 General Election.
- Assure the timely filing of Statements of Economic Interests and Campaign Expense Reports in accordance with the Political Reform Act.
- Continue scanning City documents and historical resolutions, ordinances and minutes into imaging system (Laserfiche).
- Implement the upgrade from Laserfiche United (version 8.3) to Laserfiche Rio (version 10.0).
- Continue to track vacancies of City Boards and Commissions as well as coordinate the Board of Appeals meetings and the Sales Tax Citizens’ Oversight Committee.
- Complete electronic database of all files and records held in the Records Warehouse.
- Begin posting all Fair Political Practice Commission forms for candidates, committees, and Statement of Economic Interests online at the City website.
- Enhance the City Clerk’s page on the City website to make more City records available to the general public via the Internet for greater transparency.
- Participate in training sessions through the City Clerks Association of California.
- In collaboration with the City Attorney’s office, implement NextRequest which is the online Public Records Act request program.
- Records Warehouse – Purge records in accordance with the Records Retention Schedule.

ANTIOCH
2019-21 OPERATING BUDGET

GENERAL FUND – DEPARTMENTAL BUDGETS

CITY CLERK (100-1140)								
	2016-17 Actual	2017-18 Actual	2018-19 Budget	2018-19 Revised	2019-20 Proposed	% Change	2020-21 Proposed	% Change
Source of Funds:								
Other	9,573	1,769	0	4,808	500	-90%	500	0%
Total Source of Funds	9,573	1,769	0	4,808	500	0%	500	0%
Use of Funds:								
Personnel	136,866	142,314	157,917	164,378	184,306	12%	195,063	6%
Services & Supplies	134,810	76,733	247,866	188,177	242,897	29%	328,824	35%
Internal Services	(259,375)	(199,556)	(28,890)	(28,890)	(27,245)	-6%	(27,245)	0%
Total Use of Funds	12,301	19,491	376,893	323,665	399,958	24%	496,642	24%
Funded FTE's	2.00	2.00	2.00	2.00	2.00		2.00	

ANTIOCH

2019-21 OPERATING BUDGET

GENERAL FUND – DEPARTMENTAL BUDGETS

CITY TREASURER (100-1150)

The City Treasurer is elected to a four-year term of office. The duties of a City Treasurer are to receive and safely keep all money coming into the City; to comply with all laws governing the deposit and securing of public funds and the handling of trust funds in the possession of the City; to pay out money on warrants signed by persons legally designated by the City; to call in money from inactive deposits and place it in active deposits as current demands require; and to deposit money for which there is no demand as inactive deposits into active deposit accounts.

Antioch's City Treasurer reviews all warrants and field checks issued; and reviews and approves the monthly Investment Report to Council.

2018-19 Accomplishments:

- Insured that the City's investment portfolio was not at risk.
- Reviewed State and Federal updates to keep the City's portfolio in compliance.

2020 & 2021 Objectives:

- Continue review of warrants and field checks.
- Review Investment Policy on a yearly basis for any necessary changes.
- Meet quarterly with City's investment advisor and schedule investment update to Council every 6 months from the City's investment advisor.

CITY TREASURER (100-1150)								
	2016-17	2017-18	2018-19	2018-19	2019-20	%	2020-21	%
	Actual	Actual	Budget	Revised	Proposed	Change	Proposed	Change
Source of Funds:								
Billings to Departments	217,301	231,877	275,882	234,529	250,746	7%	262,246	5%
Total Source of Funds	217,301	231,877	275,882	234,529	250,746	7%	262,246	5%
Use of Funds:								
Personnel	49,212	51,212	54,373	48,867	55,604	14%	62,104	12%
Services & Supplies	142,142	155,884	189,230	185,662	195,142	5%	200,142	3%
Internal Services	25,947	24,781	0	0	0	0%	0	0%
Total Use of Funds	217,301	231,877	243,603	234,529	250,746	7%	262,246	5%
Funded FTE's	1.15	1.15	1.15	1.15	1.15		1.15	

ANTIOCH 2019-21 OPERATING BUDGET

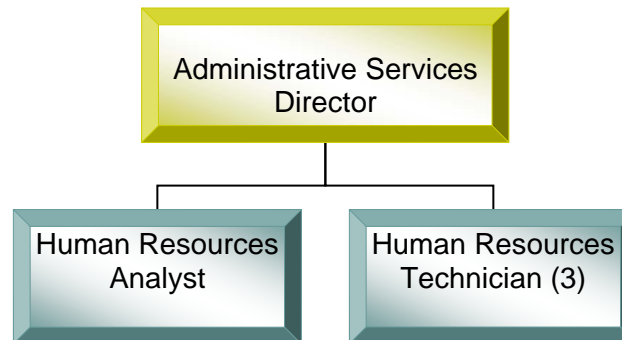
GENERAL FUND – DEPARTMENTAL BUDGETS

HUMAN RESOURCES (100-1160)

The Human Resources Department is responsible for overseeing the management of personnel services including recruitment; benefit administration, employee relations, labor relations, training, and maintaining the personnel classification and compensation system. The Human Resources Department strives to provide outstanding service to both our internal and external customers. The primary objectives of the department staff are:

- Obtaining qualified staff through a tailored recruitment and selection process specific to the position and department needs.
- Ensuring and managing classification, compensation, performance evaluation and benefit structures that are fair and equitable, within our fiscal abilities.
- Assisting employees with various employment related activities.
- Building trusting relationships with our employees and our labor partners as part of our Employer/Employee relations and labor relations efforts.
- Providing staff development through training opportunities.
- Assisting supervisors and managers with labor related situations.

HUMAN RESOURCES



# of Funded Positions	# of Filled Positions	# Vacant Funded Positions	# Proposed New Positions
5.00	4.00	1.00	1.00

ANTIOCH
2019-21 OPERATING BUDGET

GENERAL FUND – DEPARTMENTAL BUDGETS

2018-2019 Accomplishments:

- Sustained continuous recruitment efforts for sworn Police Officer positions.
- Completed 63 recruitments for classifications throughout the City operations. Including recruitments for City Attorney, Economic Development Director, and Public Works Director/City Engineer.
- Completed annual health, dental and vision open enrollments, including provisions of the Affordable Health Care Act.
- Worked with legal and outside vendor for the preparation and submittal of Affordable Care Act forms 1094C and 1095C.
- Negotiated new collective bargaining agreements with Antioch Public Works Employee Association and Treatment Plant Employee Association.
- Reviewed the draft of new Employer/Employee Relations Resolution.
- Reviewed the draft of new Personnel Rules, including incorporation of applicable Administrative Policies.
- Held Service Awards Ceremony (for calendar years 2017 and 2018)
- Reviewed and updated forms available on the intranet.
- Completed conversion of medical after retirement funds for employees hired on or after September 1, 2007 from OE3 Trust/Zenith America to Nationwide.
- Completed insurance renewals for City buildings and vehicles.
- Served as the Board of Directors representative for Municipal Pooling Authority.

2020 & 2021 Objectives:

- Initiate negotiations with the Antioch Police Officers Association bargaining unit.
- Begin to finalize the draft of the new Employer/Employee Relations Resolution and the draft of the new Personnel Rules, including incorporation of applicable Administrative Policies.
- Review non-labor related Administrative Policies and Procedures; update as needed.
- Complete Risk Management Assessment process and enhance the City's Safety and Loss Control Program.
- Complete annual open enrollments for health, dental and vision plans.
- Complete annual filings and continue monitoring changes for the Affordable Care Act.
- Continue all recruitment efforts.
- Continue Service Awards Ceremony.
- Continue annual insurance renewals for City buildings and vehicles.
- Complete revisions to the Injury and Illness Prevention Program.
- Complete special projects as assigned by the City Manager.

ANTIOCH
2019-21 OPERATING BUDGET

GENERAL FUND – DEPARTMENTAL BUDGETS

HUMAN RESOURCES (100-1160)								
	2016-17 Actual	2017-18 Actual	2018-19 Budget	2018-19 Revised	2019-20 Proposed	% Change	2020-21 Proposed	% Change
Source of Funds:								
1% Sales Tax	0	0	0	0	63,941	100%	138,954	117%
Total Source of Funds	0	0	0	0	63,941	100%	138,954	117%
Use of Funds:								
Personnel	609,063	591,034	728,906	730,521	822,757	13%	937,959	14%
Services & Supplies	115,379	125,109	171,673	183,820	190,178	3%	225,350	18%
Internal Services	(698,021)	(690,108)	(249,361)	(249,361)	(300,906)	21%	(300,906)	0%
Total Use of Funds	26,421	26,035	651,218	664,980	712,029	7%	862,403	21%
Funded FTE's	4.00	4.00	4.00	4.00	5.00		5.00	


ANTIOCH
2019-21 OPERATING BUDGET

GENERAL FUND – DEPARTMENTAL BUDGETS

ECONOMIC DEVELOPMENT (100-1180)

The Economic Development Department is responsible for the City’s efforts to attract, retain, expand, and assist businesses in Antioch. The Economic Department focuses on growing Antioch’s economy through economic development activities and programming that includes promoting a positive business environment, expansion of the local tax base, creating opportunities for new jobs, retail attractions, employment centers and quality dining experiences. In order for the City of Antioch to significantly improve its financial strength, it must take advantage of the current economic upswing and other positive factors. The City must leverage the economic recovery, the completed improvements to Highway 4 and the BART extension in efforts to improve the quality of life in Antioch. Staff participates in collaborative economic development efforts that focus on establishing Antioch within the region and mega-region.

ECONOMIC DEVELOPMENT



# of Funded Positions	# of Filled Positions	# Vacant Funded Positions	# Proposed New Positions
2.00	2.00	0	0

ANTIOCH

2019-21 OPERATING BUDGET

GENERAL FUND – DEPARTMENTAL BUDGETS

2018-2019 Accomplishments:

- Continued to meet with broker and developers to share information.
- Completed a social media plan and increased social media activity.
- Created a community base webpage called AntiochOnTheMove.com.
- Continued to provide information and assistance to businesses/investors considering Antioch.
- Continued participation in regional economic development efforts, including the Northern Waterfront Economic Development Initiative, East Bay EDA, EastCounty4You.com, and Contra Costa Economic Development meetups.
- Started the City's rebranding project and developed Opportunity Lives Here and wordmark.
- Hired an Economic Director.
- Completed Nokes Auto Dealership Owner Participation Agreement (sales tax sharing agreement).
- New Retail & Restaurants: Best Buy at Slatten Ranch, 24 Hour Fitness relocation, City Sports Health Club, The Habit Burger Grill (2nd location), Auto Zone, Comfort Inn renovation, Smith's Landing Seafood & Grill Restaurant, Samurai Restaurant, Afrique Restaurant, Guadalajara Taqueria, Somersville Pet Supply, Solid Rock Café, and gasoline station revitalizations.
- Updated the City's economic development department's web pages including InnovateAntioch.com.
- City joined the Bay Area Urban Manufacturing Initiative (BAUMI).
- Completed cannabis workshops and helped create guidelines for new business.
- Implemented city-wide rebranding campaign, *Opportunity Lives Here* that included the creation of marketing materials, new City-wordmark, digital billboards throughout the Bay Area, and a new campaign website AntiochIsOpportunity.com.
- Implemented the A-Team which gives applicants the ability to introduce a project to City department heads.
- Continued to revise expired cell tower leases on City property.
- Coordinated funding for an economic development strategy with Saint Mary's College and the Antioch Chamber of Commerce for the Somersville area.

2020 & 2021 Objectives:

- Continue downtown revitalization efforts.
- Create and implement a plan to expand outreach to existing business.
- Create business incentives.
- Continue to track Opportunity Zone opportunities.
- Increase social media presence.
- Continue to promote development and business opportunities throughout the City.
- Conduct economic studies on priority development areas that can be job creators.
- Continue to advocate for ferry opportunities.
- Continue to improve Economic Development website.
- Utilize momentum from rebranding campaign to tourism and business attraction efforts.
- Continue to work on the disposition and development of various City and former Antioch Development Agency owned properties.

ANTIOCH
2019-21 OPERATING BUDGET

GENERAL FUND – DEPARTMENTAL BUDGETS

- Continue to participate in regional economic development efforts, including with the East Bay Leadership Council, Chamber of Commerce, Contra Costa Economic Partnership, East Bay Economic Development Alliance, EC², ICSC, CALED, East Bay EDA, GoBiz, and the Northern Waterfront Development Initiative.
- Continue to apply to the Governor's Office of Business and Economic Development (GO-Biz) RFIs (request for information).
- Facilitate efforts related to a Fiber Optics Study.
- Create, negotiate, and recommend cannabis development agreements to Council.
- Incorporate economic development best practices that include formalizing a business visitation program, creating a business retention & expansion program, implementing a database system for businesses and properties, and more.

ECONOMIC DEVELOPMENT (100-1180)								
	2016-17 Actual	2017-18 Actual	2018-19 Budget	2018-19 Revised	2019-20 Proposed	% Change	2020-21 Proposed	% Change
Use of Funds:								
Personnel	149,070	159,515	462,325	428,703	457,067	7%	491,141	7%
Services & Supplies	166,863	242,383	558,296	595,607	1,070,596	80%	1,011,396	-6%
Internal Services	48,466	47,521	0	0	0	0%	0	0%
Total Use of Funds	364,399	449,419	1,020,621	1,024,310	1,527,663	49%	1,502,537	-2%
Funded FTE's	1.00	2.00	2.00	2.00	2.00		2.00	

ANTIOCH
2019-21 OPERATING BUDGET

GENERAL FUND – DEPARTMENTAL BUDGETS

FINANCE DEPARTMENT

The Finance Department provides internal support to other City Departments and external support to other government agencies by providing financial information to facilitate their decision making process. The Department administers more than 50 funds in accordance with Generally Accepted Accounting Principles. The Department is also responsible for overseeing the City's compliance with purchasing guidelines.

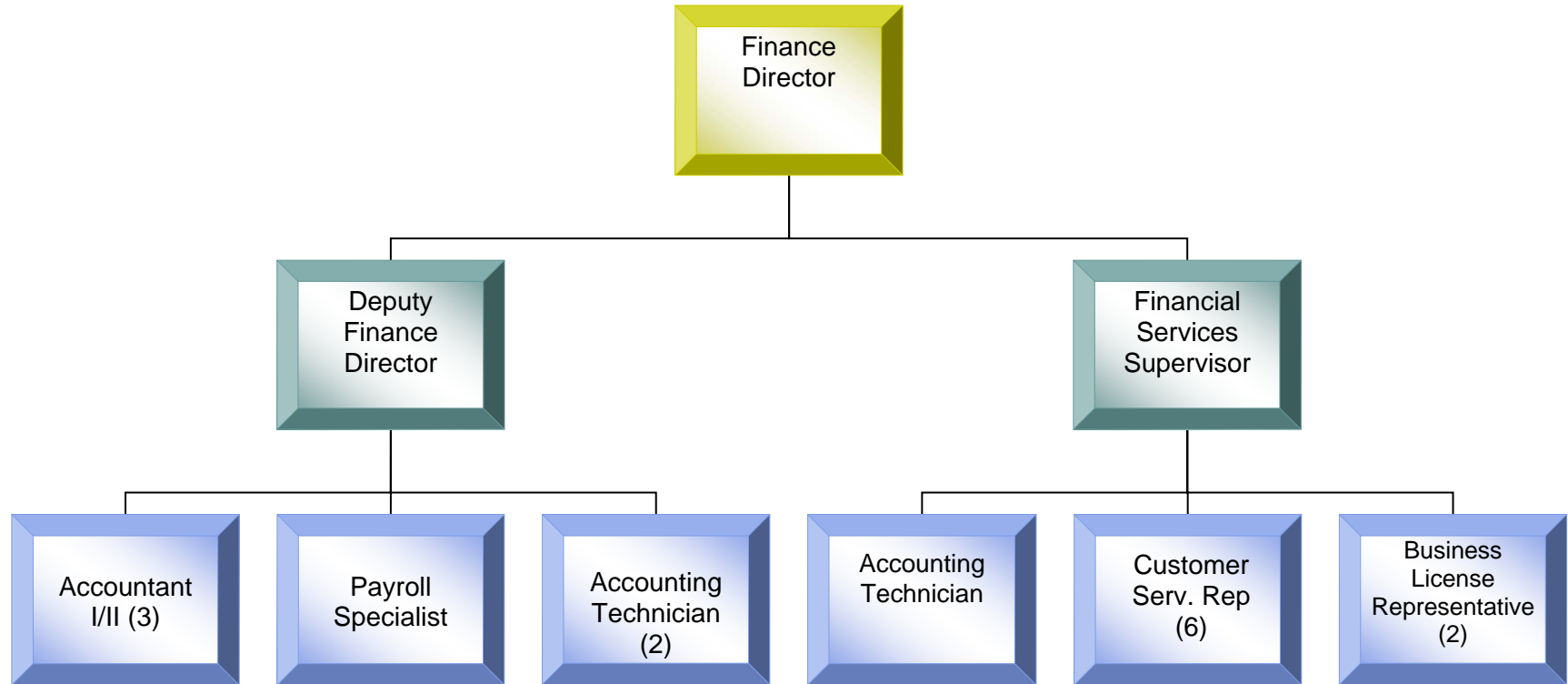
Along with the City Treasurer, the Finance Department is responsible for the safekeeping, management and accounting of the City's financial assets. The Department also supplies timely and accurate financial reports to elected and appointed officials and to the State. The Finance Department works with the City Manager to ensure that a sound program of fiscal control is undertaken with respect to developing and implementing the annual budget. The following divisions are in the Finance Department:

- Administration
- Accounting
- Operations

ANTIOCH
2019-21 OPERATING BUDGET

GENERAL FUND – DEPARTMENTAL BUDGETS

FINANCE DEPARTMENT



# of Funded Positions	# of Positions Filled	# Vacant Funded Positions	# Proposed New Positions
18.00*	17.00*	1.00	1.00
*Although 18 actual positions under Finance, some positions split funding as follows: Finance Director - .80 Gen Fund Finance, .05 Gen Fund City Treasurer, .15 Wtr/Swr Accountant – 1.90 Gen Fund Finance, .10 Gen Fund City Treasurer Financial Services Supervisor - .15 Gen Fund Finance, .85 Wtr/Swr Customer Service Rep. - .50 Gen Fund Finance, 5.5 Wtr/Swr			

ANTIOCH
2019-21 OPERATING BUDGET

GENERAL FUND – DEPARTMENTAL BUDGETS

FINANCE SUMMARY								
	2016-17 Actual	2017-18 Actual	2018-19 Budget	2018-19 Revised	2019-20 Proposed	% Change	2020-21 Proposed	% Change
SOURCE OF FUNDS:								
1% Sales Tax	0	0	0	0	65,598	100%	144,870	121%
Billings to Departments	26,607	26,301	25,000	6,000	6,000	0%	6,000	0%
Administrative Services	41,200	30,000	10,000	27,000	25,000	-7%	15,000	-40%
Other	309	917	340	1,945	2,000	3%	2,000	0%
TOTAL SOURCE OF FUNDS	68,116	57,218	35,340	34,945	98,598	182%	167,870	70%
USE OF FUNDS:								
Personnel	1,069,953	1,212,162	1,438,499	1,424,661	1,578,638	11%	1,743,579	10%
Services & Supplies	574,604	549,235	625,353	541,836	498,927	-8%	631,442	27%
Internal Services	(1,630,733)	(1,721,640)	(520,751)	(520,751)	(595,469)	14%	(595,469)	0%
TOTAL USE OF FUNDS	13,824	39,757	1,543,101	1,445,746	1,482,096	3%	1,779,552	20%

Funded FTE's:	Funded 2018-19	Funded 2019-20	Funded 2020-21
Finance Administration	0.80	0.80	0.80
Finance Accounting	5.90	6.90	6.90
Finance Operations	2.65	2.65	2.65
Total Finance Funded FTE's	9.35	10.35	10.35

ANTIOCH

2019-21 OPERATING BUDGET

GENERAL FUND – DEPARTMENTAL BUDGETS

FINANCE ADMINISTRATION (100-1210)

Finance Administration is responsible for overseeing the management of all Financial Services Fund operations. Finance Administration is also responsible for supplying timely and accurate financial reports of the City's affairs to elected and appointed officials and to the State to ensure that a sound program of fiscal control is undertaken with respect to implementing the budget. The Finance Director is also the Controller for the Antioch Area Public Facilities Financing Agency (Mello Roos).

2018-2019 Accomplishments:

- Prepared two-year budget for Fiscal Years 2019-21 for the following: City, City of Antioch as Successor Agency and Housing Successor to the Antioch Development Agency and Antioch Public Financing Authority (APFA) before June 30, 2019.
- Received a Certificate of Achievement for Excellence in Financial Reporting for the fiscal year ended June 30, 2018.
- Acted as staff liaison to the Sales Tax Citizens' Oversight Committee.

2020 & 2021 Objectives:

- Continue to look for ways to improve customer service provided by the Finance Department.
- Continue to look for process and technological efficiencies within the Finance Department.
- Continue to act as staff liaison to the Sales Tax Citizens' Oversight Committee.

FINANCE ADMINISTRATION (100-1210)								
	2016-17 Actual	2017-18 Actual	2018-19 Budget	2018-19 Revised	2019-20 Proposed	% Change	2020-21 Proposed	% Change
Source of Funds:								
Admin Services Mello Roos	41,200	30,000	10,000	27,000	25,000	-7%	15,000	-40%
Other	(63)	(183)	0	115	0	-100%	0	0%
Total Source of Funds	41,137	29,817	10,000	27,115	25,000	-8%	15,000	-40%
Use of Funds:								
Personnel	216,278	220,658	253,025	237,015	254,606	7%	267,921	5%
Services & Supplies	126,634	137,718	146,448	24,944	25,744	3%	25,744	0%
Internal Services	(334,047)	(353,956)	(32,825)	(32,825)	(31,893)	-3%	(31,893)	0%
Total Use of Funds	8,865	4,420	366,648	229,134	248,457	8%	261,772	5%
Funded FTE's	0.80	0.80	0.80	0.80	0.80		0.80	

ANTIOCH
2019-21 OPERATING BUDGET

GENERAL FUND – DEPARTMENTAL BUDGETS

ACCOUNTING SERVICES DIVISION (100-1220)

The Accounting Services Division provides services, information and analyses to the public. This is accomplished by providing budgeting, accounting, accounts payable and payroll processing; preparing the Comprehensive Annual Financial Report (CAFR); coordinating various audits; accounting for City grants and requesting grant reimbursements from other agencies; providing financial data and assistance to all City departments; and preparing reports needed by City management and other governmental agencies. The Accounting Services Division is also responsible for reviewing and implementing the City's purchasing policy designed to obtain maximum value for goods and services expended by the City. The purchasing function itself is decentralized among the departments.

2018-2019 Accomplishments:

- Published the Comprehensive Annual Financial Report (CAFR) financial statements by December 31.
- Provided timely and accurate payroll services to all employees and processed payment invoices submitted by vendors in a timely fashion.
- Issued purchase orders accurately and timely.
- Filed all grant reports and submitted all grant reimbursement in a timely manner in accordance to grant agreements.
- Continued to improve document management by imaging pertinent documents, thus reducing paper filing.
- Successfully implemented ExecuTime timekeeping system.

2020 & 2021 Objectives:

- Prepare and publish the CAFR by December 31 each year.
- Provide timely and accurate payroll services to all employees.
- Audit and process payment of invoices submitted by vendors in a timely fashion.
- File all required grant reports and reimbursements in accordance to the grant agreement.
- Continue to implement ways to automate payroll, purchasing, and payment processes in order to increase efficiency and achieve cost minimization.
- Continue to improve document management by imaging pertinent documents to reduce paper filing.
- Successfully implement 18.2 general ledger software update.

ANTIOCH
2019-21 OPERATING BUDGET

GENERAL FUND – DEPARTMENTAL BUDGETS

FINANCE ACCOUNTING (100-1220)								
	2016-17 Actual	2017-18 Actual	2018-19 Budget	2018-19 Revised	2019-20 Proposed	% Change	2020-21 Proposed	% Change
Source of Funds:								
1% Sales Tax	0	0	0	0	65,598	100%	144,870	121%
Other	372	56	340	30	200	567%	200	0%
Total Source of Funds	372	56	340	30	65,798	219227%	145,070	120%
Use of Funds:								
Personnel	700,110	803,896	906,611	897,123	1,029,244	15%	1,159,070	13%
Services & Supplies	363,244	356,876	379,947	418,755	373,242	-11%	505,897	36%
Internal Services	(1,069,174)	(1,144,455)	(452,864)	(452,864)	(527,694)	17%	(527,694)	0%
Total Use of Funds	(5,820)	16,317	833,694	863,014	874,792	1%	1,137,273	30%
Funded FTE's	5.90	5.90	5.90	5.90	6.90		6.90	

ANTIOCH

2019-21 OPERATING BUDGET

GENERAL FUND – DEPARTMENTAL BUDGETS

FINANCE OPERATIONS DIVISION (100-1230)

Finance Operations is responsible for all functions pertaining to accounts receivable, business licenses, utility billing, collections, cash handling, deposit processing, data entry and delivery of U.S. postal mail for all City departments.

2018-2019 Accomplishments:

- Worked closely with MuniServices to identify and license unlicensed businesses and landlords increasing revenue collections for the City.
- Successfully staffed one additional Business Licensing individual.
- Filled vacant Customer Service positions. Trained and developed newly hired staff members in department policies and procedures.
- Awarded contracts for expiring services and renewed or requested bids accordingly.
- Identified and converted paper documents to be scanned/stored in secure electronic storage folders.

2020 & 2021 Objectives:

- Continue to work closely with team members to identify and license unlicensed businesses and landlords to increase revenue collections for the City.
- Review and award contracts for expiring services and renew or request bids accordingly
- Evaluate Infosend invoice overlay process vs paper water bill stock.
- Continue to identify paper storage processes that could be converted and scanned/stored in secure electronic storage folders.
- Implementation of the low-income water discount program.
- Implementation of the online payment ability for AR receivables.
- Implementation of ONESolution 18.2 system upgrade.

FINANCE OPERATIONS (100-1230)								
	2016-17 Actual	2017-18 Actual	2018-19 Budget	2018-19 Revised	2019-20 Proposed	% Change	2020-21 Proposed	% Change
Source of Funds:								
Billings to Departments	26,607	27,345	25,000	7,800	7,800	0%	7,800	0%
Other	0	1,044	0	1,800	1,800	0%	1,800	0%
Total Source of Funds	26,607	27,345	25,000	7,800	7,800	0%	7,800	0%
Use of Funds:								
Personnel	153,565	187,608	278,863	290,523	294,788	1%	316,588	7%
Services & Supplies	84,726	54,641	98,958	98,137	99,941	2%	99,801	0%
Internal Services	(227,512)	(223,229)	(35,062)	(35,062)	(35,882)	2%	(35,882)	0%
Total Use of Funds	10,779	19,020	342,759	353,598	358,847	1%	380,507	6%
Funded FTE's	1.65	2.65	2.65	2.65	2.65		2.65	

ANTIOCH
2019-21 OPERATING BUDGET

GENERAL FUND – DEPARTMENTAL BUDGETS

NON-DEPARTMENTAL DEPARTMENT

The Non-Departmental classification is for revenues and expenditures that are not attributed to any one City department or division within the General Fund. Revenue items recognized in Non-Departmental include property taxes, franchise fees, business licenses, and sales and use tax.

Non-Departmental operating expenses include insurance policies and claims, sales tax audits, property tax audits, ABAG and League of California Cities membership dues.

GENERAL FUND NON-DEPARTMENTAL (100-1250)								
	2016-17 Actual	2017-18 Actual	2018-19 Budget	2018-19 Revised	2019-20 Proposed	% Change	2020-21 Proposed	% Change
Source of Funds:								
Taxes	38,102,363	40,820,917	41,225,715	43,347,816	44,497,583	3%	46,486,822	4%
Investment Income & Rentals	559,693	546,950	735,000	615,000	570,000	-7%	575,000	1%
Revenue from other Agencies	146,181	140,513	80,000	87,519	80,000	-9%	80,000	0%
Charges for Services	13,607	271,434	60,550	72,476	70,400	-3%	70,400	0%
Other	2,189,031	1,117,423	600,000	1,022,000	600,000	-41%	400,000	-33%
Total Source of Funds	41,010,875	42,897,237	42,701,265	45,144,811	45,817,983	1%	47,612,222	4%
Use of Funds:								
Personnel	294,935	708,885	165,613	165,613	20,600	-88%	20,600	0%
Services & Supplies	2,132,139	2,710,759	3,128,409	2,919,764	2,892,220	-1%	3,099,619	7%
Transfers Out	0	21,186,866	714,680	583,087	1,110,278	0%	460,273	100%
Internal Services	(2,202,375)	(2,200,592)	(753,887)	(753,887)	(701,723)	-7%	(701,723)	0%
Total Use of Funds	224,699	22,405,918	3,254,815	2,914,577	3,321,375	14%	2,878,769	-13%
Funded FTE's	0.00	0.00	0.00	0.00	0.00		0.00	

This page left intentionally blank

ANTIOCH

2019-21 OPERATING BUDGET

GENERAL FUND – DEPARTMENTAL BUDGETS

PUBLIC WORKS DEPARTMENT

The Public Works Department consists of Administration, Capital Improvements, Channels (NPDES), Engineering and Land Development Services, Facilities, Fleet, Marina Operations, Parks and Landscaping, Public Works Inspection, Streets, Signs and Street Lights, Traffic Engineering, Wastewater Collections, Water Treatment and Distribution, the City's Warehouse & Central Stores Operation, and protects the City's pre-1914 water rights. The Department is responsible for the administration, oversight of the design, construction, inspection, engineering and maintenance of all City infrastructure, as well as the development and implementation of the City's Five-Year Capital Improvement Program.

Accomplishments, Goals and Objectives for the Public Works Department are presented by division with the 2018-2019 Accomplishments listed first, followed by the 2020 & 2021 Goals/Objectives:

2018-2019 Accomplishments:

Public Works Engineering and Land Development Services, Account: 1005150

- Closeout of SR4 Widening and BART projects, i.e.: Segment 2 (Contra Loma Blvd/'L' St to 'G' St), Segment 3A ('A' St/Lone Tree Way to Cavallo Rd/Garrow Dr), Segment 3B (Hillcrest Ave), BART offsite sewer construction.
- Construction of Rocketship Charter School & ARCO AM/PM (Contra Loma Blvd).
- City Council approval of tentative maps for Oakley Knolls Subdivision 9353, Wildflower Station Subdivision 9427, Black Diamond Ranch Subdivision 9370 & Quail Cove Subdivision 7938.
- City Council approval of final map and/or improvement agreements for Park Ridge Unit 1 Subdivision 8846, Heidorn Village Subdivision 9385, Promenade-Vineyards @ Sand Creek Large Lot Subdivision 9390, Promenade-Vineyards @ Sand Creek Unit 1 Subdivision 9484, Promenade-Vineyards @ Sand Creek Unit 2 Subdivision 9483, Promenade-Vineyards @ Sand Creek Unit 3 Subdivision 9482 and Wildflower Station Subdivision 9427
- City Council approval of Public Improvement Agreements (PIA), i.e.: Aviano, Nelson Ranch Unit 3 and Vineyard Self Storage

Public Works Capital Improvements Program, Accounts: 1005170, 1005180

- Developed the 2019-24 Five-Year Capital Improvement Program.
- Obtained recycled rubber pavement grant funding from CalRecycle, TDA grant for now completed pedestrian safety improvements in front of Antioch Middle School, P-TAP funding for the 2019 Pavement Management Report and, completed and submitted the DWR Grant Reimbursement report.
- Completed the Pedestrian and ADA Improvements project and the 2018 sidewalk repair program, the design and construction of the Fawn Hill Water Main Replacement, the design and construction of the Prewett Park Concrete Improvements, Phase II, the construction of the West Antioch Creek Channel Improvements, the construction of the Lone Tree Golf Course Solar Photovoltaic System, the design of the Cured-in-Place Pipe Rehabilitation of the 33" sanitary sewer main, the design of the Putnam Water Main Replacement, the design of the 2019 Pavement Resurfacing project and the design for the 2019 Plugs and Leveling Course at Various Locations
- Began construction on the Marina Boat Launch Facility Restroom Project.
- Completed design and administered bids for 2019/20 ADA Ramps Project.
- Completed the CY 2016 & 2017 Measure J Checklist.
- Completed SB 1 reporting requirements.

ANTIOCH

2019-21 OPERATING BUDGET

GENERAL FUND – DEPARTMENTAL BUDGETS

Public Works Operations (Administration, Streets, Signs, Striping, Facilities, Parks, Landscaping, Marina) Accounts: 1002140, 1002150, 1002160, 1002170, 1002180, 1002190, 1002196, 2574580, 251, 252, 253, 254, 255, 256, 259, 5692610, 5702610, 6312410, 6312420

Facilities

- Completed City Hall roof replacement project extending the life of the roof, with a 30-year guarantee.
- Transitioned to BRIVO technology to enhance security features, gate controls and cameras at the City-owned RV lot, reducing complaints related to burglaries, property damage and vandalism at the facility; also installed a new security control system at the APD Armory and glass partitions in the City Hall basement for enhanced security.
- Completed Animal Shelter HVAC system upfitting providing greater air quality and climate control in the animal shelter facility.
- Completed two major interior and flooring projects at City Hall, i.e.: repainted walls and replaced flooring in City Hall basement post flooding; epoxy-coated the APD Gun Range floor, adding striping for personnel safety.
- Replaced fluorescent tree lighting downtown and retro-fitted lighting poles; and, replaced fluorescent lighting with LED lighting at various City facilities.
- Conducted annual assessment of roofs at City-owned facilities and commenced repairs of those roofs affected by leaking, preserving city assets.

Fleet

- Maximized shop efficiency by purchasing equipment such as bottle jacks, heavy jumper units, portable welder, etc. to perform more work in-house and redesigned workflow to eliminate redundancy and inefficiencies in providing service.
- Added Wi-Fi capable programming and record-keeping technology to the Fuel Master Program which saves staff time, labor cost and provides real time data.
- Performed audit of fleet for MPA insurance compliance, identified obsolete vehicles and equipment and sent to auction for additional revenue; added 10 new vehicles to the City's fleet.
- Established new vendor relationships allowing better opportunities for innovation and more cost-effective solutions for repair parts, materials and outside services.

Landscaping – Parks/Medians/Local

- Performed park facility makeovers, replacing picnic tables, pedestal barbeque grills and other amenities at parks throughout the City.
- Rehabilitated baseball fields at Antioch Community, Country Manor, Harbour, and Mira Vista Hills Parks.
- Completed GIS mapping of all City Fire Abatement Zones.
- Completed Tree Risk Assessment Reporting and Remediation measures.
- Performed inspections and oversaw contract compliance and safety for the City's 32 parks.
- Awarded Tree City USA for the 14th consecutive year.

Marina

- Integrated Boat U.S. Dockwa online reservation system into City's website to streamline reservation requests for overnight stays.
- Upgraded building and deck lighting to cost-effective LED lights to provide additional safety to the area.
- Performed various dock repairs and landscaping improvements to aid with the Smith's Landing Restaurant opening.
- Switched to BRIVO security system enhancing security capabilities at the Marina with the addition of remote controlled, mobile capable keyless features.
- Commenced APD Neighborhood Watch for live-aboards and partnered with APD Business Crime Watch to enhance preventative security measures at the Marina.

ANTIOCH
2019-21 OPERATING BUDGET

GENERAL FUND – DEPARTMENTAL BUDGETS

Streets – Asphalt/Signs/Striping

- Crews maintained or replaced 1,576 signs and installed 182 new signs.
- Stencil truck painted 2,153 8-foot letter stencils and 3.55 miles of 12-inch bars manually.
- Striper repainted 18.22 miles of striping throughout the City.
- Applied 3,800 lbs of Thermoplastic throughout the City to enhance retro-reflectivity of traffic marking stripes.
- Replaced 4,330 worn or damaged raised pavement markers.
- Filled 1,607 potholes with 14.48 tons of Cold Patch; removed & replaced 982 tons of Asphalt Dig-outs.
- Removed 423 cubic yards of debris throughout the City.
- Paved Skins and Level Course 450 tons of Asphalt.

Public Works Utilities (Water Treatment, Distribution, Collections System (Wastewater), NPDES, Central Stores) Accounts: 6112310, 6112320, 6112330, 6112340, 6112550, 6212210, 6212220, 2292585, 6112620, 1002620

Collections System (Wastewater)

- Purchased debris bins for storm and sewer grit that separates waste more effectively and reduces equipment rental cost and the cost of waste disposal.
- Reduced sanitary sewer overflows by 9% and changed smart cover locations to better serve department and prevent SSO's.
- Constructed 3 access roads to facilitate manhole maintenance.
- Cleaned 1,066,167 feet or 88% of City's Sanitary Sewer System, performed Closed Circuit Television (CCTV) surveys to inspect 352,104 feet of the system, including 2,221 sewer laterals, 4,980 sewer manholes, reconstructed 12 sewer manholes, repaired 53 sewer laterals and 31 sewer mains, 21 Cured in-Place pipe liners, and completed a major manhole rehabilitation project at the Marina.
- Achieved 100% Underground Service Alert (USA) markings on laterals for water main replacement.

Storm Water Collections (NPDES)

- Completed all quarterly inspections and maintenance of the old Antioch Landfill, added riprap and 3-stage rock bed and achieved compliance with State and County.
- Implemented monthly, quarterly and annual inspections, to monitor and clear storm trash capture grates, Lake Alhambra storm grates and dumping hot-spots in the storm channels, to achieve reduction of debris from storm runoff and channels and fulfill NPDES permit requirements.
- Inspected 1,516 storm catch basin inlets or 21% of the City's storm catch basin inlets.
- Installed storm line at the Marina to reduce flooding and allow access to entire parking lot.
- Hauled 564 yards of debris in participation with the homeless abatement initiative and 1,817 yards of green waste and 600 yards of trash from City creeks.
- As part of weed abatement efforts, sprayed herbicide over 13.85 acres for weed control and trimmed 31.53 acres of creeks and access roads.
- Constructed an access road for West Antioch Creek which will allowed access to commence desilting to reduce flooding at 10th and O Streets.
- Installed new fencing on Sycamore at Markley Creek in order to discourage homeless encampment and ensuing debris and repaired 11 fences for added safety and security.

Water Distribution System/Meter Reading/Stores

- Established a proactive construction crew with a Lead Water Distribution Operator (Acting) and Equipment Operator (Acting) to reduce emergency work, lessen personnel costs and minimize disruption of service to customers.

ANTIOCH

2019-21 OPERATING BUDGET

GENERAL FUND – DEPARTMENTAL BUDGETS

-
- Implemented valve exercise program by establishing SOP's and specified routes, improving record keeping and accurate data-reporting; the number of valves exercised increased by 10%.
 - Effectuated a Pressure Regulating Valves Maintenance Program to maintain consistency within pressure zones.
 - Completed a City-wide snapshot of overall meter accuracy with the meter testing program and improved the accuracy of the City's Annual Water Loss Audit.
 - Fully integrated Lucity Web, identifying the division's tangible and intangible assets/infrastructure, inventory and related data, improving data collection and job-costing.
 - Revamped processes at the Central Stores Warehouse which improved vendor communication, enhanced cost-savings for a variety of materials, and reduced inventory loss to < 0.5%.
 - Updated GIS maps for the division resulting in improved accuracy of the water infrastructure.
 - Identified and replaced 6 large Wrong Application Water Meters which drastically improved consumption accuracy.
 - Replaced 2,000 feet of failing water main due to corrosion on Fawn Hill Way through the CIP & Engineering Divisions.

Water Treatment Plant

- Completed wireless communication at the Canal West and East sites which provides increased security and status of the pumps and allows for efficient, remote operation and flexibility.
- Recoated interior of one Actiflo unit to help extend the useful life of the asset.
- Replaced Granular Activated Carbon (GAC) in filters at both A and B Plants, which helps with the reduction of taste and odor and reduces the presence of Total Organic Carbon, a precursor to disinfection by-products regulated by the State.
- Completed the initial monitoring for 1,2,3-Trichloropropane in order to ensure City water meets a new drinking water standard passed into regulation on December 29, 2017.
- Completed the conversion of the water sampling stations, collecting over 25 distribution samples per week, which provided clean representative samples, achieved State compliance for water quality compliance and clean, well-maintained sample stations, while reducing the risk of non-compliant samples.
- Performed a Bathymetric survey of the Antioch Municipal Reservoir to gather information on the amount of settled debris within the reservoir that reduces total water capacity and determines the amount of chemicals needed to treat for Algae Blooms and the removal of submerged aquatic vegetation.

2020 & 2021 Goals/Objectives:

Public Works Engineering and Land Development Services, Account: 1005150

- Construction of Wild Horse Road extension, Storm Drain Line 'C' (Nelson Ranch Unit 3 Subdivision 8851), Almond Knolls Apartments, ARCO AM/PM (Hillcrest/Wildflower), ARCO AM/PM (1800 W. 10th St), Vineyard Self-Storage Facility, 2700 Empire Avenue road widening and gas line relocation and portion of Laurel Road improvements (Hidden Glen Unit 4 Subdivision 8388 DIA).
- Council approval of Freeway Maintenance Agreement (FMA) for SR4 Segments 1, 2, 3A & 3B.
- City Council approval of tentative maps for Creekside/Vineyards at Sand Creek Subdivision 9501, Olive Groves Subdivision, Zocchi Subdivision and The Ranch, and City Council approval of final map and improvement agreements for Aviano Unit 1 Subdivision 9249, Aviano Unit 2 Subdivision 9449, Aviano Unit 3 Subdivision 9489, Oakley Knolls Subdivision 9353, Quail Cove Subdivision 7938, Park Ridge Unit 2 Subdivision 9845 and Black Diamond Ranch Subdivision 9370.
- City Council acceptance of improvements for Park Ridge Unit 1 Subdivision 8846, Nelson Ranch Unit 3 Subdivision 8851, Wildflower Station Subdivision 9427, Heidorn Village Subdivision 9385, Promenade-Vineyards @ Sand Creek Unit 1 Subdivision 9484, Promenade-Vineyards @ Sand Creek Unit 2

ANTIOCH

2019-21 OPERATING BUDGET

GENERAL FUND – DEPARTMENTAL BUDGETS

Subdivision 9483, Promenade-Vineyards @ Sand Creek Unit 3 Subdivision 9482 and City Council acceptance of Public Improvement Agreements (PIA) such as Aviano, Nelson Ranch Unit 3, Vineyard Self-Storage, AMCAL E.18th St Affordable Apartments and ACORN Self-Storage Facility.

Public Works Capital Improvement Program, Accounts: 1005170, 1005180

- Complete all projects shown in the CIP on time and within budget for the next two years. Highlighted projects include: Construction of the Antioch Marina Boat Launch facility restroom at Marina Plaza, construction of the 33" trenchless sanitary sewer main rehabilitation, construction of the Water Treatment Plant Disinfection Process Improvement project, installation of trash capture devices within various storm drainage areas, construction of the 2019 Water Main Replacement project, construction of the NE Annexation Infrastructure Improvements, construction of the Lone Tree Way and Golf Course Road Pavement Resurfacing project, design and construction of traffic signal at Laurel Road/Canada Valley Road, and construction of the Pavement Rehabilitation at Various Location project.
- Secure funding and complete design for second phase of the West Antioch Creek Channel Improvements project.
- Seek additional grant funding and commence the final design for the L Street Pathway to Transit Bike and Pedestrian Improvement project.
- Perform City-wide Water Facility Cathodic Protection improvements.
- Prepare a preliminary design report and complete environmental documentation for the Brackish Water Desalination Project.

Public Works Operations (Administration, Facilities, Fleet, Marina, Landscaping & Parks, Marina, Streets, Signs, Striping,) Accounts: 1002140, 1002150, 1002160, 1002170, 1002180, 1002190, 1002196, 2574580, 251, 252, 253, 254, 255, 256, 259, 5692610, 5702610, 5731435, 6312410, and 6312420.

Facilities

- Develop Work Order platform with Lucity web-based software to track facility asset repair and maintenance in real time, for internal and external customer service requests.
- Complete preservation projects on Lynn House and Hard House.
- Repair leaky windows at City Hall to facilitate greater energy efficiency.
- Transition the City's current security system to BRIVO, a more technology-forward monitoring and access-control system that provides live stream surveillance on mobile devices, remote capabilities and coverage to larger areas.
- Repair unoccupied maintenance yard roof and facility structures to accommodate burgeoning crews.
- Restore Amtrak Depot landscaping after deconstruction occurs.
- Construct a new Marina trash enclosure to ensure proper, sanitary disposal of trash and recyclables.

Fleet

- Update fleet tracking software to better track vehicle fleet maintenance and service scheduling.
- Establish Wi-Fi so that maintenance work on any vehicle can be documented and updated immediately on a tablet, and maintenance manuals and technical information can be readily accessed and researched if needed.
- Reconfigure the wash rack and hazmat areas to be more user-friendly and allow better access to equipment to properly clean vehicles.
- Purchase over 18 vehicles across all departments modernizing our age-old fleet.

Landscaping – Parks/Medians/Local

- Renovate the playground surface at Meadowbrook Park, install new playground structures at Chichibu and Jacobsen Parks and new picnic tables at Diablo West and Dallas Ranch Parks.
- Upgrade radio-controllers for irrigation systems to DX3 controllers.

ANTIOCH

2019-21 OPERATING BUDGET

GENERAL FUND – DEPARTMENTAL BUDGETS

-
- Repave all pedestrian pathways at Hillcrest Park.
 - Work in conjunction with the CIP Division to rebuild the restrooms at Williamson Ranch and Gentrytown Parks.

Marina

- Add cameras to front entrance of Marina and along soon-to-be constructed public restroom to increase surveillance.
- Install electronic signage to promote the Marina, and update the fitness park along the Marina trail to draw attention to one of the many recreational opportunities in the City.
- Actively promote booking reservation requests through Marina.com and Dockwa.com in order to attract additional boaters and achieve 80% occupancy.
- Place additional dock finger piers inside Marina to create more rental opportunities and increase single dock space by 8%.

Streets – Asphalt/Signs/Striping

- By November 1, 2019, complete the following striping projects throughout the City: double yellow, edge-line, bike lanes, stacking lanes, and crosswalks.
- Apply approximately 12,000 lbs of Thermoplastic throughout the City.
- Pave approximately 3,000 tons of Asphalt by way of neighborhood level course treatments, grinding, replacement, and skin patching.
- Aid pavement preparation by prepping and micro-surfacing various City-owned parking lots in order for contractor to perform seal-coating.
- Continue to utilize a “Proactive Pothole Crew” after storms in an effort to fill potholes more timely, enhance road safety and minimize claims.
- Re-paint the red curbs throughout the City.
- Complete the annual Nighttime Streetlight and Sign reflectivity survey by December 31st of each Fiscal Year and develop a survey list schedule to address sign maintenance and replacement.

Public Works Utilities (Water Treatment, Distribution, Collections System (Wastewater), NPDES, Central Stores) Accounts: 6112310, 6112320, 6112330, 6112340, 6112550, 6212210, 6212220, 2292585, 6112620, and 1002620

Collections System (Wastewater)

- Televise a minimum of 25% of the City’s Sewer System annually.
- Increase Sewer Lateral Inspection and Cleaning Program completion from 7% to 17%.
- Incorporate a schedule for repair of all Grade 4 and 5 sewer lines to comply with the Riverwatch Settlement Agreement.
- Integrate public outreach and engagement to improve the Sanitary Sewer Lateral Maintenance Program and decrease Sanitary Sewer Overflows (SSO’s) by an additional 10%.
- Establish a monthly comprehensive statistical set of reports that readily identifies efficiency and productivity within the Division.
- Achieve 100% Wastewater Collections staff certification through California Water Environmental Association (CWEA).
- Reduce Inflow and Infiltration locations throughout the City in order to reduce unnecessary wastewater treatment by Delta Diablo Sanitation District.
- Replace the hydro-cleaning unit No. 101 with a small combination unit so that an additional vacuum combination unit is always available.
- Implement and maintain a 30-minute response time for all customer service calls.

Storm Water, Wastewater Collections and (NPDES)

- Institute a monthly, comprehensive statistical set of reports that identify efficiency/productivity in Division and aid State reporting.
- Execute a Request for Proposal (RFP) for a new contractor crew to maintain the City’s storm channels, v-ditches, storm system related areas, and assist with encampments and debris generated in the creeks.
- Purchase new equipment, i.e.: a quad or UTV to assist with v-ditches and other storm channels in isolated and hard to reach areas, a commercial riding lawn mower to cut and maintain the entry access roads and open space areas that are accessible reducing need for outside contractors, an

ANTIOCH

2019-21 OPERATING BUDGET

GENERAL FUND – DEPARTMENTAL BUDGETS

industrial chipper to mulch tree trimmings which can be used as a ground cover to reduce the growth of vegetation and helps eliminate the transporting of green waste back and forth to the transfer station, and a V-ditch bucket attachment for backhoe and tractor/mower.

- Perform on-going, seasonal inspections of the Markley Creek Mitigation Project and submit annual monitoring reports to the Regional Water Quality Control Board and California Department of Fish and Wildlife.
- Desilt creek from 10th and O Streets, to 4th and O Streets to reduce flooding.
- CIP Projects, i.e.: Wilbur Storm Project and installation of 100 new trash capture devices.

Water Distribution System/Meter Reading/Stores

- Establish a proactive construction crew to continue to minimize emergency work that directly impacts the water budget and its customers; convert one of three vacant Lead Water Distribution Operator position to an Equipment Operator position to facilitate.
- In conjunction with CIP, locate, identify and map 25% of City-owned water mains that loop through private property in order to quickly address consumption and leak detection concerns by customers.
- Replace meter reading software (Connect) with the most current software (Beacon) to achieve compatibility with current meters in place, and better assist customers with consumption reports and leak detection.
- Replace backflow inventory and record-keeping system (Xc²) to enhance the effectiveness of Backflow Prevention Program, and achieve compatibility with the City's Asset Management Database (Lucity) and GIS.
- Implement an annual, preventive maintenance program to refine and improve the City's Pressure Regulating Valves.
- Annual inspection of Hydrant Preventative Maintenance systems to ensure that a minimum of 25% of City hydrant assets are operable for emergency use.

Water Treatment Plant

- Upon completion of Disinfection Project and removal of Liquid Chlorine and Anhydrous Ammonia, begin process with the County and EPA to deregulate from their programs related to these chemicals saving the City \$35K in program fees annually.
- Evaluate the benefit of a different coagulant to optimize plant operations and provide compatibility with Reverse Osmosis plant in order to provide the best quality water at the lowest cost to the customer.
- Explore options to remove vegetation at the Municipal Reservoir for increased water quality and capacity.
- Commence rebuilding of altitude valves at treated water reservoir sites to ensure the health of the water infrastructure and reduce the risk of overflowing the tank.
- Facilitate the resurfacing/coating of the fluoride tank secondary containment area to protect the area in case of a leak or spill. The current coating is no longer effective; and the Clearwells A & B to maintain the infrastructure.
- Implement monthly inspections of the booster pump stations to maintain our infrastructure and avoid costly repairs and increase security around the booster pump stations with the installation of fences, gates, lights and cameras as needed.
- Replace Plant A Actuator Rotork types valves that are old and unreliable with new Bray type valves to ensure proper operation of all related filter valves.
- Oversee Brackish Water Project.

ANTIOCH
2019-21 OPERATING BUDGET

GENERAL FUND – DEPARTMENTAL BUDGETS

PUBLIC WORKS DEPARTMENT SUMMARY

The following programs are included in this summary:

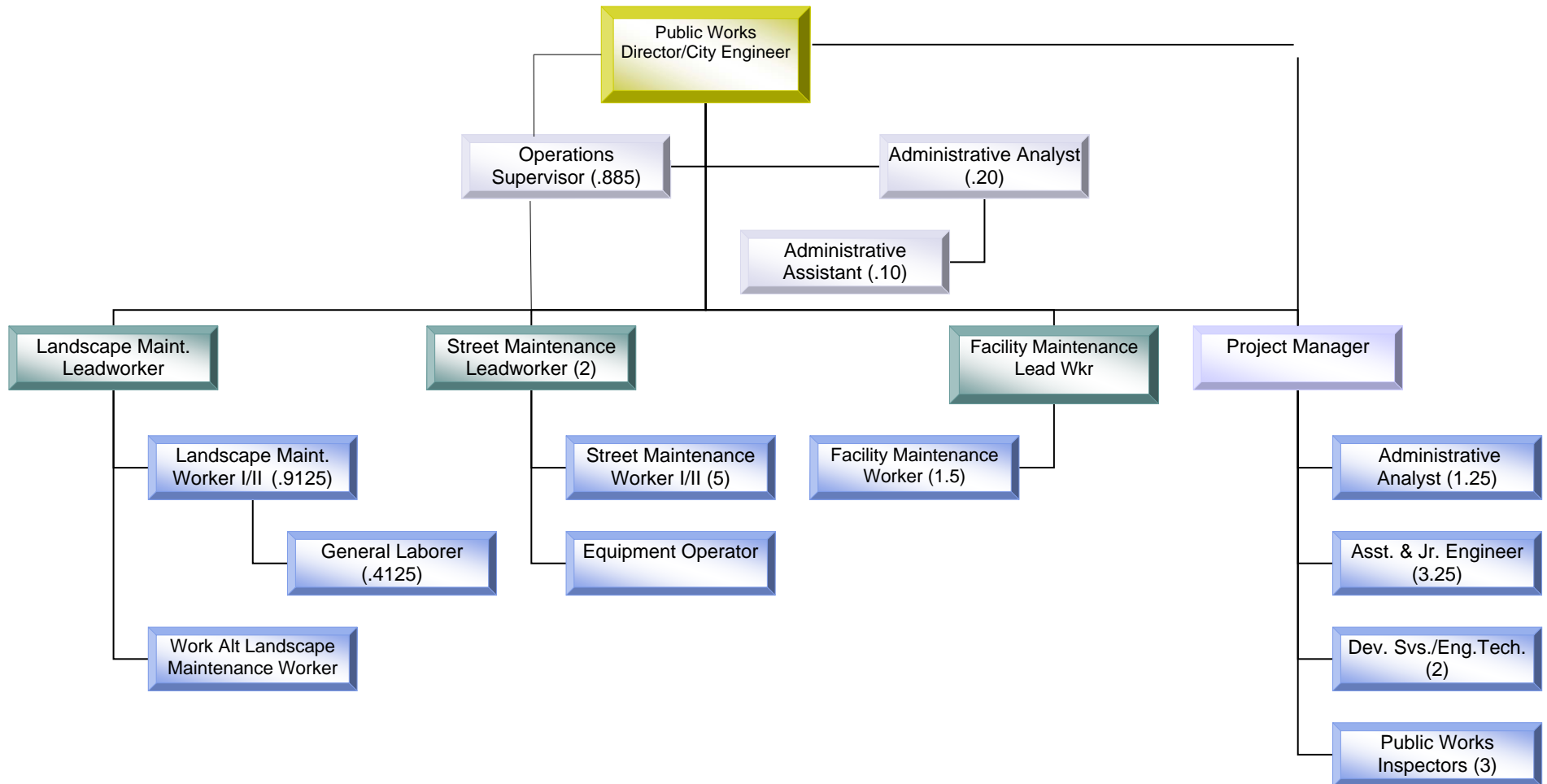
- Public Works Administration
- General Maintenance Supervision
- Street Maintenance
- Signal Maintenance & Street Lighting
- Striping & Signing
- Facilities Maintenance
- Park Maintenance
- Median & General Landscape
- Work Alternative Program
- Warehouse & Central Stores
- Engineering and Development Services
- Capital Improvement

Beginning in fiscal year 2019-20 the following divisions are being consolidated: General Maintenance Supervision and Warehouse & Central Stores into Public Works Administration; Striping & Signing into Street Maintenance; Capital Improvement into Engineering and Development Services.

ANTIOCH 2019-21 OPERATING BUDGET

GENERAL FUND – DEPARTMENTAL BUDGETS

PUBLIC WORKS – GENERAL FUND OPERATIONS



# of Funded Positions	# of Filled Positions	# Vacant Funded Positions	# Proposed New Positions
26.51*	21.98*	4.53	1.25

*General Fund positions only. Does not include .14 Warehouse/Stores positions as report to Water Distribution Superintendent.

ANTIOCH
2019-21 OPERATING BUDGET

GENERAL FUND – DEPARTMENTAL BUDGETS

PUBLIC WORKS SUMMARY								
	2016-17	2017-18	2018-19	2018-19	2019-20	%	2020-21	%
	Actual	Actual	Budget	Revised	Proposed	Change	Proposed	Change
SOURCE OF FUNDS:								
1% Sales Tax	0	0	0	0	69,076	100%	151,887	120%
Special Services Public Works	0	405	2,000	0	500	100%	500	0%
Plan Checking Fees	191,645	341,165	200,000	400,000	400,000	0%	400,000	0%
Inspection Fees	213,297	368,760	170,000	570,000	600,000	5%	600,000	0%
Encroachment/Transportation Permits	115,231	142,766	210,000	210,848	130,000	-62%	130,000	0%
Other	129,306	202,294	54,200	135,020	210,500	36%	149,500	-29%
Transfers In	2,664,345	2,799,264	2,829,368	2,913,661	3,029,778	4%	3,107,987	3%
TOTAL SOURCE OF FUNDS	3,313,824	3,854,654	3,465,568	4,229,529	4,439,854	5%	4,539,874	2%
USE OF FUNDS:								
Personnel	2,479,889	2,477,649	3,607,183	3,130,811	3,642,227	14%	3,933,760	8%
Services & Supplies	3,226,445	4,077,663	4,939,639	4,947,668	5,199,283	5%	5,002,993	-4%
Transfers Out	213,254	182,845	236,039	236,045	354,246	33%	364,534	3%
Internal Services	355,158	400,604	(488,019)	(488,019)	(596,475)	18%	(596,475)	0%
TOTAL USE OF FUNDS	6,274,746	7,138,761	8,294,842	7,826,505	8,599,281	9%	8,704,812	1%
Funded FTE's:				Funded	Funded		Funded	
				2018-19	2019-20		2020-21	
Maintenance Administration				1.35	1.595		1.595	
Maintenance Supervision				0.23	0.00		0.00	
Street Maintenance				5.23	8.73		8.73	
Striping & Signing				3.00	0.00		0.00	
Facilities Maintenance				2.35	2.85		2.85	
Parks Maintenance				1.025	1.00		1.00	
Work Alternative Program				1.15	1.15		1.15	
Parks Median/General Landscape				0.85	0.825		0.825	
Engineering and Development Services				7.00	7.25		7.25	
Warehouse & Central Stores				0.14	0.00		0.00	
Capital Improvement Administration				1.25	3.25		3.25	
Capital Improvement Services				2.00	0.00		0.00	
Total Public Works Funded FTE's				25.575	26.65		26.65	

ANTIOCH
2019-21 OPERATING BUDGET

GENERAL FUND – DEPARTMENTAL BUDGETS

PUBLIC WORKS - ADMINISTRATION (100-2140)

Public Works Administration is responsible for providing leadership and direction on the day-to-day operations for all divisions within Public Works, comprised of: Water Treatment, Water Distribution, Meter Reading, Collection Systems, GIS, Streets, Signs and Striping, Fleet Services, Marina, Parks, Facilities, Storm Channel and Storm Drains, (NPDES), the Antioch Marina, the City's Warehouse & Central Stores operation, Engineering and Land Development Services including the Office of the City Engineer, Public Works Inspection, Street Light and Landscape Maintenance Districts, and Transportation and Traffic Engineering . Administration provides professional management and oversight to the various divisions' operations, training and clerical needs and addresses the public's concerns and service needs.

PUBLIC WORKS ADMINISTRATION (100-2140)*								
	2016-17 Actual	2017-18 Actual	2018-19 Budget	2018-19 Revised	2019-20 Proposed	% Change	2020-21 Proposed	% Change
Use of Funds:								
Personnel	136,030	44,813	503,893	365,415	420,022	15%	442,832	5%
Services & Supplies	74,519	86,362	92,099	78,584	93,206	19%	96,374	3%
Internal Services	(197,835)	(118,025)	(335,923)	(335,923)	(372,214)	11%	(372,214)	0%
Total Use of Funds	12,714	13,150	260,069	108,076	141,014	30%	166,992	18%
Funded FTE's	0.50	1.30	1.30	1.30	1.595		1.595	

*NOTE: Maintenance Supervision (2150) and Warehouse & Central Stores (2620) being consolidated into this division beginning in FY20.

ANTIOCH
2019-21 OPERATING BUDGET

GENERAL FUND – DEPARTMENTAL BUDGETS

PUBLIC WORKS - GENERAL MAINTENANCE SUPERVISION (100-2150)

General Maintenance Supervision is responsible for administering Division budgets and directing day to day activities of functions assigned to the Street Division. These include street maintenance, sign and roadway markings and fleet services. This activity also provides a wide variety of reports to other departments, coordinates work with other divisions, prepares bid specifications and oversees contract work. The computerized Fleet Management and Pavement Management systems are both administered in this activity.

PUBLIC WORKS GENERAL MAINTENANCE SUPERVISION (100-2150)*								
	2016-17 Actual	2017-18 Actual	2018-19 Budget	2018-19 Revised	2019-20 Proposed	% Change	2020-21 Proposed	% Change
Use of Funds:								
Personnel	50,657	53,319	30,825	13,400	0	-100%	0	0%
Services & Supplies	8,868	4,727	10,105	9,427	0	-100%	0	0%
Internal Services	(53,066)	(50,577)	0	0	0	0%	0	0%
Total Use of Funds	6,459	7,469	40,930	22,827	0	-100%	0	0%
Funded FTE's	0.25	0.25	0.25	0.25	0.00		0.00	

*NOTE: This division being consolidated into Maintenance Administration (2140) beginning in FY20.

ANTIOCH
2019-21 OPERATING BUDGET

GENERAL FUND – DEPARTMENTAL BUDGETS

PUBLIC WORKS - STREET MAINTENANCE (100-2160)

The Street Maintenance function is responsible for general maintenance and repair of approximately 590 lane miles of roadway in the City of Antioch and perform maintenance of right-of-ways and parking lots. Crews respond to hazardous conditions and emergencies such as vehicle accidents and flooding, repair potholes, perform overlay work; remove illegally dumped trash and debris; eradicate weeds along City maintained roadways; respond to after hour calls for service; remove graffiti, repair road end barricades; make preparations for, and monitor, contract work. Roadway surface treatment programs are funded through this activity and performed through contract.

PUBLIC WORKS STREET MAINTENANCE (100-2160)*								
	2016-17 Actual	2017-18 Actual	2018-19 Budget	2018-19 Revised	2019-20 Proposed	% Change	2020-21 Proposed	% Change
Source of Funds:								
1% Sales Tax	0	0	0	0	26,320	100%	57,682	119%
Charges for Services	0	0	0	0	500	100%	500	0%
Transfer in from Gas Tax	1,010,000	1,010,000	1,010,000	1,010,000	1,010,000	0%	1,010,000	0%
Transfer In from Street Impact	1,070,545	1,289,440	1,290,330	1,391,910	1,461,505	5%	1,534,580	5%
Total Source of Funds	2,080,545	2,299,440	2,300,330	2,401,910	2,498,325	4%	2,602,762	4%
Use of Funds:								
Personnel	419,711	372,651	611,993	406,900	1,146,244	182%	1,254,805	9%
Services & Supplies	304,026	775,047	947,393	944,800	1,304,119	38%	1,006,173	-23%
Internal Services	339,486	332,733	0	0	0	0%	0	0%
Total Use of Funds	1,063,223	1,480,431	1,559,386	1,351,700	2,450,363	81%	2,260,978	-8%
Funded FTE's	5.00	5.00	5.00	5.00	8.73		8.73	

*NOTE: Striping & Signing (2180) being consolidated into this division beginning in FY20.

ANTIOCH
2019-21 OPERATING BUDGET

GENERAL FUND – DEPARTMENTAL BUDGETS

PUBLIC WORKS - SIGNAL MAINTENANCE (100-2170)

Signal Maintenance and Street Lighting provides for the operation and maintenance of all traffic signals, signal controllers, street lights and traffic loops.

PUBLIC WORKS SIGNAL/STREET LIGHTS (100-2170)								
	2016-17	2017-18	2018-19	2018-19	2019-20	%	2020-21	%
	Actual	Actual	Budget	Revised	Proposed	Change	Proposed	Change
Source of Funds:								
Other	83,254	127,748	10,000	80,084	100,000	25%	103,000	3%
Transfers In – Traffic Safety Fund	116,317	85,000	85,000	120,000	85,000	-29%	85,000	0%
Total Source of Funds	199,571	212,748	95,000	200,084	185,000	-8%	188,000	2%
Use of Funds:								
Services & Supplies	654,868	754,074	695,875	740,875	823,500	11%	823,500	0%
Internal Services	108,084	108,173	0	0	0	0%	0	0%
Total Use of Funds	762,952	862,247	695,875	740,875	823,500	11%	823,500	0%

ANTIOCH
2019-21 OPERATING BUDGET

GENERAL FUND – DEPARTMENTAL BUDGETS

PUBLIC WORKS - STRIPING & SIGNING (100-2180)

The Signing & Striping activity is responsible for installation of new, and maintenance of existing roadway signs and markings such as red curb, thermoplastic legends, street end barricades; removal of graffiti, repair of vandalism; responding to emergency calls for service, such as flooding and traffic accidents; responding to requests for traffic control from public utilities for temporary traffic control devices; preparing for and monitoring contract work, and preparing for events such as planned road closures and City-sponsored events.

PUBLIC WORKS STRIPING/SIGNING (100-2180)*								
	2016-17 Actual	2017-18 Actual	2018-19 Budget	2018-19 Revised	2019-20 Proposed	% Change	2020-21 Proposed	% Change
Source of Funds:								
Charges for Services	0	405	2,000	0	0	0%	0	0%
Total Source of Funds	0	405	2,000	0	0	0%	0	0%
Use of Funds:								
Personnel	369,001	404,929	419,186	435,319	0	-100%	0	0%
Services & Supplies	298,418	261,955	419,756	417,492	0	-100%	0	0%
Internal Services	194,735	193,614	0	0	0	0%	0	0%
Total Use of Funds	862,154	860,498	838,942	852,811	0	-100%	0	0%
Funded FTE's	3.00	3.00	3.00	3.00	0.00		0.00	

*NOTE: This division being consolidated into Street Maintenance (2160) beginning in FY20.

ANTIOCH
2019-21 OPERATING BUDGET

GENERAL FUND – DEPARTMENTAL BUDGETS

PUBLIC WORKS - FACILITIES MAINTENANCE (100-2190)

Facilities Maintenance is responsible for approximately 318,600 square feet of City-owned and leased buildings and facilities. Services include preventive maintenance such as painting and minor HVAC maintenance, fire and alarm systems monitoring and maintenance, repair of fixed assets and furniture, electrical and plumbing repairs, roof repairs, window and door repairs. This activity also opens and closes facilities in preparation for work day, moves furniture, develops contract work specifications, provides supervision for the citywide custodial services contract, administers 10 maintenance service contracts, monitors facilities for energy usage, performs minor repairs on facility life safety systems, sets up meeting areas for other departments and provides assistance for special events.

PUBLIC WORKS FACILITIES MAINTENANCE (100-2190)								
	2016-17	2017-18	2018-19	2018-19	2019-20	%	2020-21	%
	Actual	Actual	Budget	Revised	Proposed	Change	Proposed	Change
Source of Funds:								
1% Sales Tax	0	0	0	0	26,320	100%	58,491	122%
Transfers In	0	0	20,000	20,000	0	-100%	0	0%
Source of Funds	0	0	20,000	20,000	26,320	32%	58,491	122%
Use of Funds:								
Personnel	243,333	246,305	291,751	312,321	385,240	23%	441,168	15%
Services & Supplies	384,218	451,885	519,376	531,723	531,953	0%	527,537	-1%
Transfers Out – Honeywell	17,654	17,845	18,039	18,045	18,246	1%	1,534	-92%
Internal Services	(625,399)	(666,931)	(152,096)	(152,096)	(224,261)	47%	(224,261)	0%
Total Use of Funds	19,806	49,104	677,070	709,993	711,178	0%	745,978	5%
Funded FTE's	2.20	2.20	2.20	2.35	2.85		2.85	

ANTIOCH
2019-21 OPERATING BUDGET

GENERAL FUND – DEPARTMENTAL BUDGETS

PUBLIC WORKS - PARK MAINTENANCE (100-2195)

Park Maintenance provides safe, aesthetically pleasing and enjoyable parks that meet the needs of the City’s diverse community for passive/active play for leisure, recreation and sports activities; facilitates community events in the parks as needed. Park Maintenance also provides playgrounds that promote safe play for children; and maintains sports fields to accommodate 87 adult teams, 5 youth leagues, and approximately 2,200 soccer players at 31 locations. Since 1998, the City of Antioch’s park maintenance costs continues to be the lowest per acre in the Bay Area. Park Maintenance also administers the Memorial Tree Program and Children’s Memorial Tree Grove.

PUBLIC WORKS PARKS MAINTENANCE (100-2195)								
	2016-17	2017-18	2018-19	2018-19	2019-20	%	2020-21	%
	Actual	Actual	Budget	Revised	Proposed	Change	Proposed	Change
Source of Funds:								
Other	37,500	48,355	38,500	37,600	102,500	173%	38,500	-62%
Transfer In from SLLMDs	130,091	87,469	77,469	77,469	161,855	109%	161,855	0%
Total Source of Funds	167,591	135,824	115,969	115,069	264,355	130%	200,355	-24%
Use of Funds:								
Personnel	137,272	138,743	246,114	256,247	187,028	-27%	254,939	36%
Services & Supplies	1,038,972	1,011,769	1,230,105	1,230,376	1,421,078	15%	1,521,615	7%
Transfer Out to SLLMDs	195,600	165,000	218,000	218,000	336,000	54%	363,000	8%
Internal Services	58,287	58,951	0	0	0	0%	0	0%
Total Use of Funds	1,430,131	1,374,463	1,694,219	1,704,623	1,944,106	14%	2,139,554	10%
Funded FTE's	1.025	1.025	1.025	1.025	1.00		1.00	

ANTIOCH
2019-21 OPERATING BUDGET

GENERAL FUND – DEPARTMENTAL BUDGETS

PUBLIC WORKS - MEDIAN AND GENERAL LANDSCAPE (100-2196)

Median Maintenance provides a wide range of programs to maintain the Police Facility, Maintenance Service Center, and major median landscaping. Major medians include Hillcrest Avenue, Deer Valley Road, Delta Fair Boulevard, Somersville Road, Buchanan Road, James Donlon Boulevard, Lone Tree Way, West 4th Street, Wilbur Avenue, East 18th Street, West 10th Street, Davison Drive, Dallas Ranch Road, A Street and Contra Loma Boulevard. Median Maintenance provides aesthetically pleasing landscape to achieve mandated requirements for public safety in a cost effective and efficient manner of 21 miles, 42 acres of landscape medians, 85 acres of streetscapes along major arterials and right-of-ways.

PUBLIC WORKS PARK MEDIAN/GENERAL LANDSCAPE MAINTENANCE (100-2196)								
	2016-17	2017-18	2018-19	2018-19	2019-20	%	2020-21	%
	Actual	Actual	Budget	Revised	Proposed	Change	Proposed	Change
Source of Funds:								
Other	1,280	16,013	200	1,086	2,000	84%	2,000	0%
Transfer In SLLMDs	61,622	50,004	50,004	50,004	47,505	-5%	47,505	0%
Total Source of Funds	62,902	66,017	50,204	51,090	49,505	-3%	49,505	0%
Use of Funds:								
Personnel	140,783	147,175	158,265	140,959	123,536	-12%	130,108	5%
Services & Supplies	288,958	421,378	440,335	443,410	523,811	18%	526,099	0%
Internal Services	67,611	67,698	0	0	0	0%	0	0%
Total Use of Funds	497,352	636,251	598,600	584,369	647,347	11%	656,207	1%
Funded FTE's	1.02	1.02	1.02	1.02	0.83		0.83	

ANTIOCH
2019-21 OPERATING BUDGET

GENERAL FUND – DEPARTMENTAL BUDGETS

PUBLIC WORKS – WORK ALTERNATIVE PROGRAM (100-2198)

The Work Alternative Program (WAP) operates in conjunction with the Contra Costa County Sheriff's office, providing unskilled labor to perform routine maintenance tasks such as litter pick-up, graffiti removal, weed abatement and debris removal from street right of ways and storm channels. This is a cost effective means of enhancing work performed in the landscape maintenance districts and channels. The City utilizes one Landscape Maintenance Worker and a temporary employee in this program to work with the WAP participants.

PUBLIC WORKS WORK ALTERNATIVE PROGRAM (100-2198)								
	2016-17	2017-18	2018-19	2018-19	2019-20	%	2020-21	%
	Actual	Actual	Budget	Revised	Proposed	Change	Proposed	Change
Source of Funds:								
Transfer in from NPDES	61,105	62,380	77,875	76,030	91,865	21%	96,006	5%
Transfer in from SLLMD Administration	14,665	14,971	18,690	18,248	22,048	21%	23,041	5%
Total Source of Funds	75,770	77,351	96,565	94,278	113,913	21%	119,047	5%
Use of Funds:								
Personnel	122,209	124,760	155,750	149,166	183,731	23%	192,012	5%
Services & Supplies	5,063	1,496	12,150	12,150	11,000	-9%	11,300	3%
Total Use of Funds	127,272	126,256	167,900	161,316	194,731	21%	203,312	4%
Funded FTE's	1.00	1.00	1.00	1.15	1.15		1.15	

ANTIOCH
2019-21 OPERATING BUDGET

GENERAL FUND – DEPARTMENTAL BUDGETS

PUBLIC WORKS - WAREHOUSE & CENTRAL STORES (100-2620)

The Warehouse & Central Stores operation is responsible for the procurement, storage and distribution of stock and non-stock items used by the City's various departments and is the receiving and distribution point for all supplies purchased. This operation also provides a variety of other services to departments, such as fire extinguisher service and lock and key repair services. The budget included in the General Fund represents the portion of the operation which services General Fund activities and/or departments. The majority of operations for the Warehouse are accounted for in the Enterprise Funds and a separate budget is maintained in those funds.

PUBLIC WORKS WAREHOUSE & CENTRAL STORES (100-2620)*								
	2016-17 Actual	2017-18 Actual	2018-19 Budget	2018-19 Revised	2019-20 Proposed	% Change	2020-21 Proposed	% Change
Use of Funds:								
Personnel	15,056	14,896	17,231	17,266	0	-100%	0	0%
Total Use of Funds	15,056	14,896	17,231	17,266	0	-100%	0	0%
Funded FTE's	0.14	0.14	0.14	0.14	0.00		0.00	

*NOTE: This division being consolidated into Maintenance Administration (2140) beginning in FY20.

ANTIOCH
2019-21 OPERATING BUDGET

GENERAL FUND – DEPARTMENTAL BUDGETS

PUBLIC WORKS - ENGINEERING AND DEVELOPMENT SERVICES DIVISION (100-5150)

This division is responsible for review and approval of final and parcel maps and public improvements for new residential, commercial and industrial development as well as the inspection of those improvements. Information is also provided to the public for flood plains in Antioch and the division has primary responsibility for the management of the National Pollutant Discharge Elimination System (NPDES) permit. The Landscaping and Lighting District Engineer's Report preparation and Traffic/Transportation are also managed by Engineering Land Development Services.

PUBLIC WORKS ENGINEERING AND DEVELOPMENT (100-5150)								
	2016-17 Actual	2017-18 Actual	2018-19 Budget	2018-19 Revised	2019-20 Proposed	% Change	2020-21 Proposed	% Change
Source of Funds:								
1% Sales Tax	0	0	0	0	16,436	100%	35,714	117%
Permits	115,231	142,766	210,000	210,848	130,000	-38%	130,000	0%
Charges for Services	404,942	709,925	370,000	970,000	1,000,000	3%	1,000,000	0%
Other	7,272	10,178	5,500	16,250	6,000	-63%	6,000	0%
Transfer In - NPDES	200,000	200,000	200,000	150,000	150,000	0%	150,000	0%
Total Source of Funds	727,445	1,062,869	785,500	1,347,098	1,302,436	-3%	1,321,714	1%
Use of Funds:								
Personnel	715,835	787,357	1,016,805	889,973	928,516	4%	929,587	0%
Services & Supplies	126,926	254,799	518,847	496,737	457,744	-8%	458,323	0%
Internal Services	367,061	375,248	0	0	0	0%	0	0%
Total Use of Funds	1,209,822	1,417,404	1,535,652	1,386,710	1,386,260	0%	1,387,910	0%
Funded FTE's	6.25	6.25	8.00	7.00	7.25		7.25	

ANTIOCH

2019-21 OPERATING BUDGET

GENERAL FUND – DEPARTMENTAL BUDGETS

CAPITAL IMPROVEMENT ADMINISTRATION (100-5170)

This Division provides oversight of the design, construction, and inspection of the City's Capital Improvement Program; oversees the development of the City's Five-Year Capital Improvement Program and the yearly Capital Improvement Budget; and protects the City's pre-1914 water rights.

CAPITAL IMPROVEMENT ADMINISTRATION (100-5170)*								
	2016-17 Actual	2017-18 Actual	2018-19 Budget	2018-19 Revised	2019-20 Proposed	% Change	2020-21 Proposed	% Change
Use of Funds:								
Personnel	69,518	72,464	40,510	28,985	267,910	824%	288,309	8%
Services & Supplies	6,680	7,044	7,925	19,922	32,872	65%	32,072	-2%
Internal Services	37,194	38,550	0	0	0	0%	0	0%
Total Use of Funds	113,392	118,058	48,435	48,907	300,782	515%	320,381	7%
Funded FTE's	0.50	0.50	0.25	1.25	3.25		3.25	

*NOTE: Capital Improvement Services being consolidated into this division beginning in FY20.

CAPITAL IMPROVEMENT SERVICES DIVISION (100-5180)

Engineering Services provides the design, inspection, and construction management for the City's Capital Improvement contracts; develops the City's Five-Year Capital Improvement Program and annual Capital Improvement Budget; prepares applications for Federal, State, and Local roadway and other public improvement grants.

CAPITAL IMPROVEMENT SERVICES (100-5180)*								
	2016-17 Actual	2017-18 Actual	2018-19 Budget	2018-19 Revised	2019-20 Proposed	% Change	2020-21 Proposed	% Change
Use of Funds:								
Personnel	60,484	70,237	114,860	114,860	0	-100%	0	0%
Services & Supplies	34,929	47,127	45,673	22,172	0	-100%	0	0%
Internal Services	59,000	61,170	0	0	0	0%	0	0%
Total Use of Funds	154,413	178,534	160,533	137,032	0	-100%	0	0%
Funded FTE's	2.00	2.00	2.00	2.00	0.00		0.00	

ANTIOCH
2019-21 OPERATING BUDGET

GENERAL FUND – DEPARTMENTAL BUDGETS

POLICE DEPARTMENT

The Antioch Police Department is charged with the enforcement of local, state and federal laws and with providing for around-the-clock protection of the lives and property of the public. The Police Department functions as an instrument of public service and as a tool for the distribution of information, guidance and direction.

Our Mission

The Mission of the Antioch Police Department, in partnership with our community, is to promote the quality of life in Antioch by proactively reducing crime with integrity and commitment to excellence.

Strategic Plan

A Strategic Planning is the foundation for the future of any organization. In developing the Strategic Plan for the Antioch Police Department we sought input from the community at large and the rank and file employees of the Antioch Police Department. The resulting information was collated and provides the basis for the six goal statements for the department. Our Strategic Plan not only serves as the foundation for how we will provide police services in the future but also serves as the department's vehicle for accomplishing needed change. The way in which we deliver services is founded in our belief in Community Policing. The critical aspects of community oriented policing are problem solving, a focus on service delivery at the neighborhood level, and community partnerships.

Our strategic direction for the next three years focuses on six key elements:

1. Leadership and Relationships
2. Communication (Internal and External)
3. Staffing
4. Reducing Crime
5. Juvenile Issues
6. Public Education

ANTIOCH
2019-21 OPERATING BUDGET

GENERAL FUND – DEPARTMENTAL BUDGETS

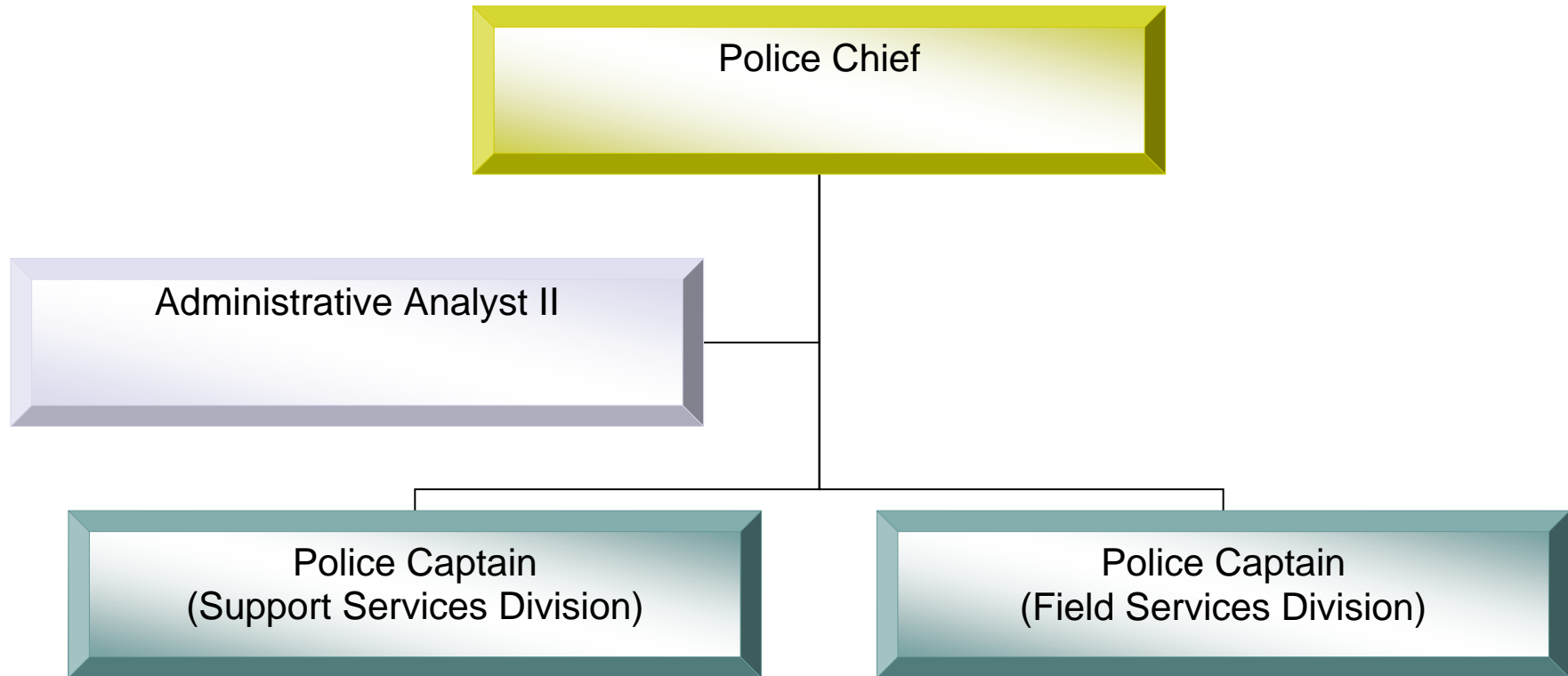
The following programs and bureaus are in the Police Department:

- Police Administration
- Reserves
- Prisoner Custody Police Administration
- Reserves
- Community Policing Bureau
- Traffic
- Investigation
- Special Operations Unit
- Communications
- Office of Emergency Management
- Volunteer Program/Chaplaincy
- Facilities Maintenance
- Animal Control Support

ANTIOCH
2019-21 OPERATING BUDGET

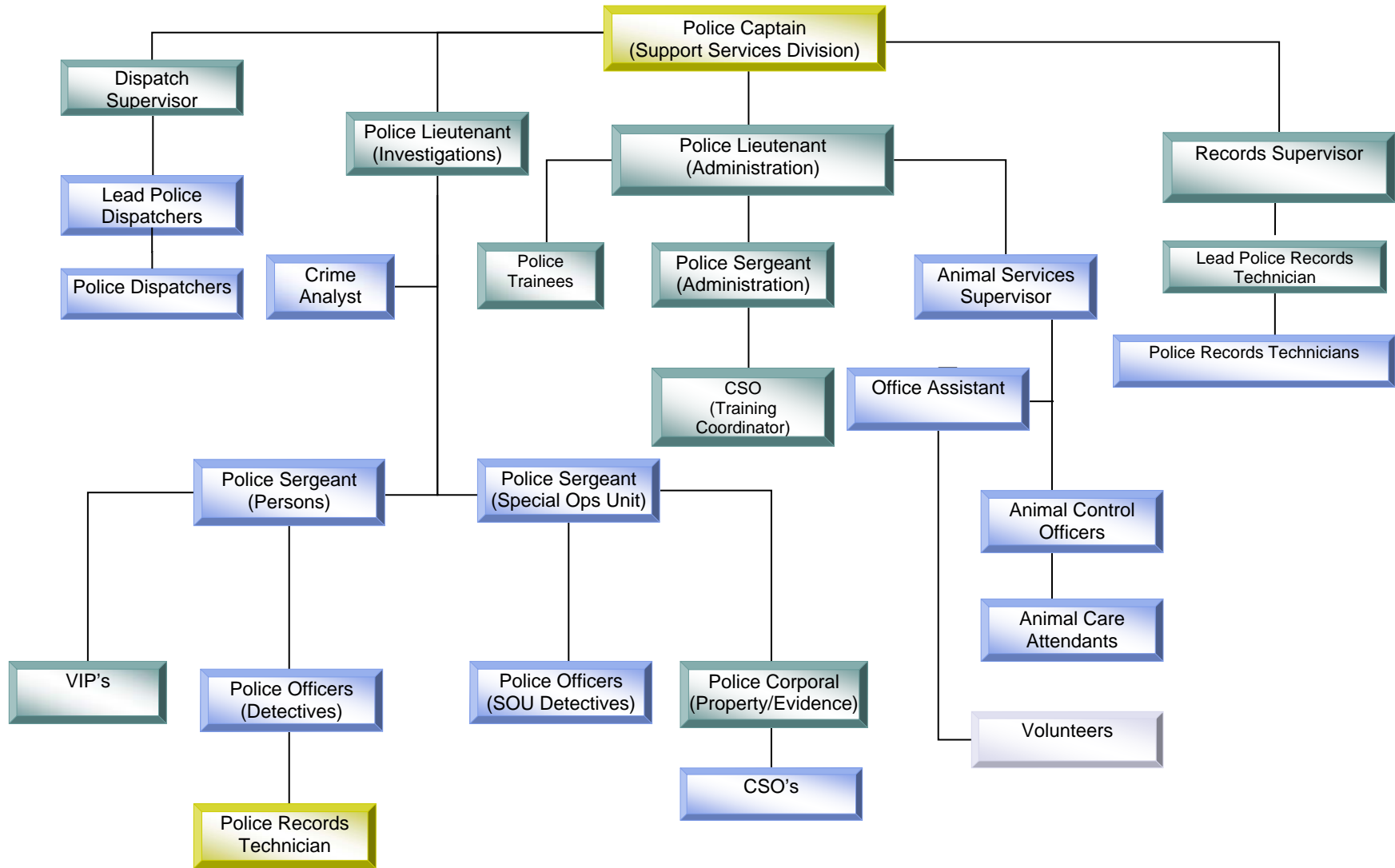
GENERAL FUND – DEPARTMENTAL BUDGETS

POLICE DEPARTMENT



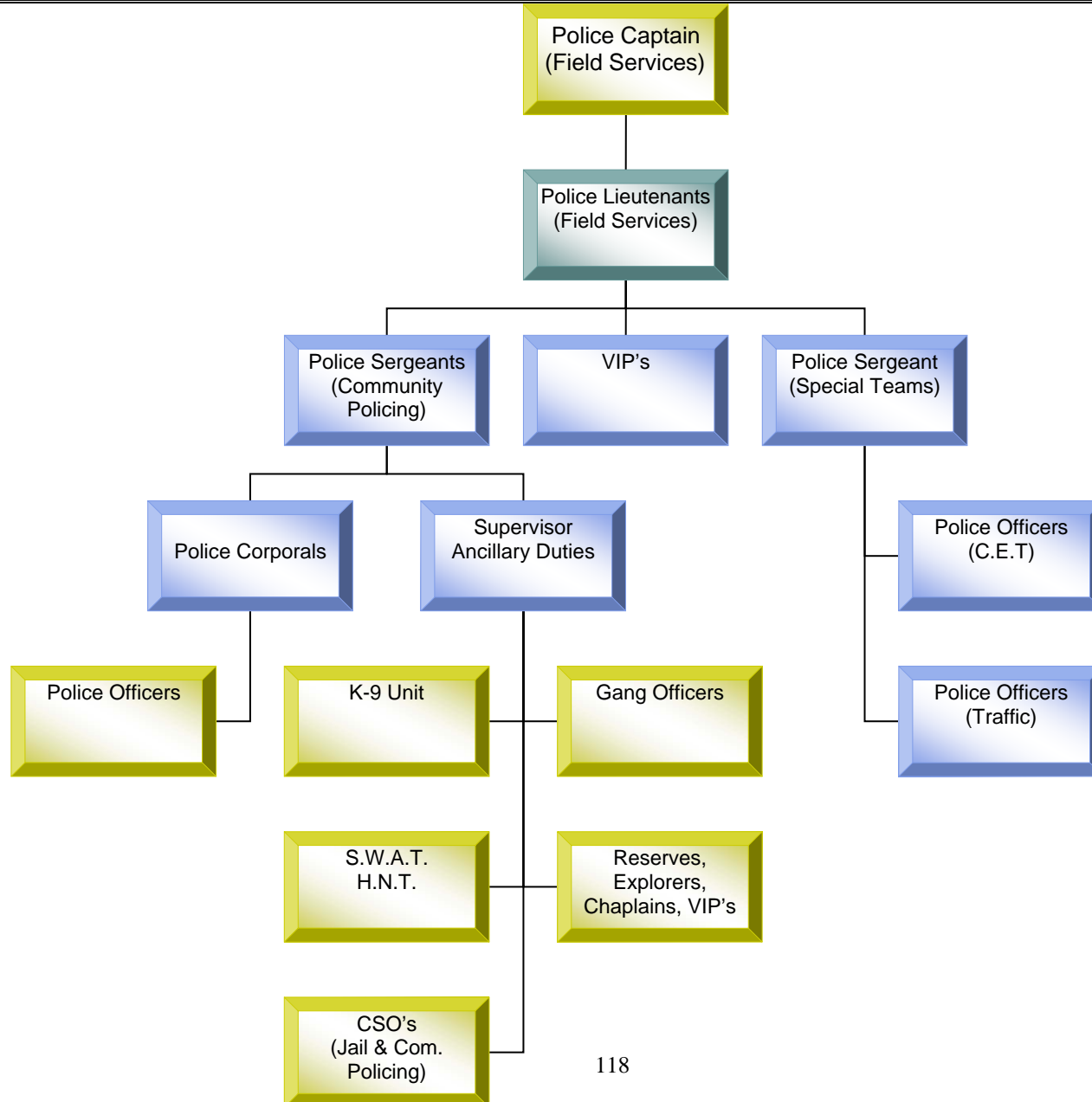
ANTIOCH 2019-21 OPERATING BUDGET

GENERAL FUND – DEPARTMENTAL BUDGETS



ANTIOCH 2019-21 OPERATING BUDGET

GENERAL FUND – DEPARTMENTAL BUDGETS



ANTIOCH

2019-21 OPERATING BUDGET

GENERAL FUND – DEPARTMENTAL BUDGETS

The next pages of this section provide a department summary of revenues and expenditures with tables for sources and uses of funds. A summary of each program or bureau follows with a table showing the sources and uses of funds for each.

POLICE DEPARTMENT SUMMARY								
	2016-17	2017-18	2018-19	2018-19	2019-20	%	2020-21	%
	Actual	Actual	Budget	Revised	Proposed	Change	Proposed	Change
SOURCE OF FUNDS:								
Taxes – Measure C	6,037,152	6,417,333	6,303,241	5,260,911	0	-100%	0	0%
1% Sales Tax	0	0	0	3,584,710	12,265,094	242%	11,763,594	-4%
P.O.S.T. Funds	5,918	28,979	12,000	20,367	12,000	-41%	12,000	0%
Federal Grant	954,890	254,638	16,143	16,143	0	-100%	0	0%
Grant Reimbursement – State/Local	0	27,431	55,827	55,827	55,827	0%	55,827	0%
AB109 Reimbursement	130,461	135,720	141,149	141,149	141,149	0%	141,149	0%
Other Service Charges	22,140	25,795	19,000	39,083	25,000	-36%	25,000	0%
Police Services General	88,782	88,096	45,000	107,467	80,000	-26%	1,361,345	1602%
False Alarm Permit Fees	32,049	64,993	30,000	19,521	100,000	412%	100,000	0%
False Alarm Response	32,726	100,977	30,000	70,735	50,000	-29%	50,000	0%
Other	46,901	15,677	15,000	11,975	15,000	25%	15,000	0%
Donations	395	790	0	127	0	-100%	0	0%
Booking Fee Reimbursements	1,128	1,114	4,000	500	1,000	100%	1,000	0%
Sales Tax Public Safety	597,291	639,622	645,000	645,000	665,000	3%	685,000	3%
Non-Traffic Fines	27,357	21,101	20,000	5,000	20,000	300%	20,000	0%
Vehicle Code Fines	133,207	150,440	115,000	115,000	115,000	0%	115,000	0%
Abatement Fees	100	300	0	0	0	0%	0	0%
Police Services 911-Brentwood	655,471	0	0	0	0	0%	0	0%
Transfers in	1,116,531	225,200	140,651	359,651	404,000	12%	480,000	19%
TOTAL SOURCE OF FUNDS	9,882,499	8,198,206	7,592,011	10,453,166	13,949,070	33%	14,824,915	6%
USE OF FUNDS:								
Personnel	28,398,796	29,297,259	33,358,554	31,338,628	36,053,373	15%	39,382,827	9%
Services & Supplies	4,479,579	4,798,238	5,293,382	5,432,841	6,529,006	20%	6,193,855	-5%
Transfers Out	833,172	741,659	1,216,260	1,223,921	1,503,146	23%	1,760,568	17%
Internal Services	3,034,166	3,087,857	0	0	0	0%	0	0%
TOTAL USE OF FUNDS	36,745,713	37,925,013	39,868,196	37,995,390	44,085,525	16%	47,337,250	7%

ANTIOCH
2019-21 OPERATING BUDGET

GENERAL FUND – DEPARTMENTAL BUDGETS

POLICE DEPARTMENT SUMMARY (Continued)			
	Funded 2018-19	Funded 2019-20	Funded 2020-21
Funded FTE'S			
Administration	12.80	15.80	15.80
Prisoner Custody	1.00	3.00	3.00
Community Policing	82.00	94.00	94.00
Traffic Division	2.00	2.00	2.00
Investigation	19.00	19.00	19.00
Special Operations Unit	4.00	4.00	4.00
Communications	16.00	16.00	16.00
Total Police General Fund Funded FTE's	136.80	153.80	153.80

ANTIOCH

2019-21 OPERATING BUDGET

GENERAL FUND – DEPARTMENTAL BUDGETS

POLICE ADMINISTRATION (100-3110)

Police Administration is responsible for the administrative and management functions of the department. Effective organizational planning, community relations, training, emergency preparedness, crime prevention, computer services, recruitment, internal affairs, investigation, public education, police commission, evidence, crime analysis and department budget are included in this activity, as well as the Chief of Police

2018-2019 Accomplishments:

- Continued the accelerated hiring process with a goal of filling all sworn positions.
- Continued succession planning/reorganization and mentoring.
- Continued to host the Citizens Academy.
- Developed and hosted a week long Youth Academy.
- Allocated the funds for the vehicle fleet and replaced vehicles with high mileage and in a state of disrepair.
- Monitored calls for service and crime trends to ensure our deployment of personnel is as efficient as possible and delivers the best customer service to the community.
- Increased Administrative Staff positions to help manage budgetary responsibilities and better support the Office of the Chief of Police.
- Conducted promotional processes to fill current and anticipated vacancies in Command Staff and Supervisory ranks.
- Expanded the Community Camera/ALPR program to include the intersection of Cavallo Road and E. 18th Street.
- Purchased and replace outdated/expired safety equipment to include ballistic helmets and vests and purchase additional less lethal equipment to be utilized in the field.

2020 & 2021 Objectives:

- Maintain current staffing levels and fill vacancies as they occur.
- Continue succession planning/reorganization and mentoring.
- Continue to host the Citizens Academy and Youth Academy.
- Allocate funds to add vehicles to the fleet to accommodate staff needs.
- Add an additional Crime Analyst position to adequately monitor calls for service and crime trends, ensuring the deployment of personnel is as efficient as possible to continue reducing Part 1 crimes.
- Allocate funds to replace outdated patrol shields to adequately protect personnel.
- Allocate funds to replace outdated SWAT vests and helmets.
- Continue engaging with the youth in our community by visiting school campuses to interact and provide information to the students.
- Continue to engage our community by expanding and increasing our social media presence.
- Expand our staff of instructors to increase quality and frequency of our department training.
- Develop and implement a drone program to enhance response to certain crimes and allow officers to respond in a safe, timely and efficient manner.

ANTIOCH
2019-21 OPERATING BUDGET

GENERAL FUND – DEPARTMENTAL BUDGETS

POLICE ADMINISTRATION (100-3110)								
	2016-17	2017-18	2018-19	2018-19	2019-20	%	2020-21	%
	Actual	Actual	Budget	Revised	Proposed	Change	Proposed	Change
Source of Funds:								
Revenue from Other Agencies	5,918	56,410	67,827	76,194	67,827	-11%	67,827	0%
Charges for Services	175,124	279,861	124,000	236,806	255,000	8%	255,000	0%
Other	24,152	5,431	15,000	10,022	15,000	50%	15,000	0%
Transfer In – Byrne Grant	0	25,000	0	0	25,000	100%	25,000	0%
Total Source of Funds	205,194	366,702	206,827	323,022	362,827	12%	362,827	0%
Use of Funds:								
Personnel	2,612,746	2,665,119	3,305,500	3,184,667	3,406,713	7%	3,825,443	12%
Services & Supplies	1,435,369	1,644,329	1,460,826	1,397,601	1,656,319	19%	1,659,641	0%
Internal Services	1,043,263	1,056,492	0	0	0	0%	0	0%
Total Use of Funds	5,091,378	5,365,940	4,766,326	4,582,268	5,063,032	10%	5,485,084	8%

ANTIOCH
2019-21 OPERATING BUDGET

GENERAL FUND – DEPARTMENTAL BUDGETS

POLICE RESERVES (100-3120)

Police Reserves provide a uniformed volunteer police unit to augment the Community Policing Bureau in performing day-to-day functions. Police Reserves also provide policing for various City and Civic events.

Significant Changes 2018-2019

As noted in previous year's reports, due to P.O.S.T. requirements of police reserve officers, many agencies including APD have seen significant decreases in their reserve numbers. There has been no recruitment for reserve officers as the departments primary focus has been on hiring and filling vacant full time sworn staff. Additionally, Reserve Officer Dan Miles has resigned from the unit. Miles's exit from the unit leaves the program with one reserve officer.

2018-2019 Accomplishments:

- Continued to use police reserves to assist the Field Services Bureau with special events and projects.
- Reserve Thomas completed necessary POST trainings.
- Reserve Thomas issued 18 citations while attending Neighborhood Cleanups throughout the year.

2020 & 2021 Objectives:

- The department continues to have paid officer vacancies which has made it difficult to recruit additional qualified reserve officers. Additionally, law enforcement organizations across the state are experiencing vacancies making opportunities to hire train and retain qualified reserve personnel even more difficult.
- The Police Reserve program, with only one officer is not able to function as it was intended and has exceeded its viability.

POLICE RESERVES (100-3120)								
	2016-17	2017-18	2018-19	2018-19	2019-20	%	2020-21	%
	Actual	Actual	Budget	Revised	Proposed	Change	Proposed	Change
Source of Funds:								
Charges for Services	573	0	0	0	0	0%	0	0%
Total Source of Funds	573	0	0	0	0	0%	0	0%
Use of Funds:								
Personnel	3,758	1,331	2,156	2,156	2,156	0%	2,156	0%
Services & Supplies	300	2,850	2,850	2,850	10,000	251%	10,000	0%
Internal Services	7,595	7,745	0	0	0	0%	0	0%
Total Use of Funds	11,653	11,926	5,006	5,006	12,156	143%	12,156	0%

ANTIOCH
2019-21 OPERATING BUDGET

GENERAL FUND – DEPARTMENTAL BUDGETS

PRISONER CUSTODY (100-3130)

Prisoner Custody provides for all prisoner custody services, booking, custody transportation and property security. This program is also in charge of maintenance of supplies for the jail.

2018-2019 Accomplishments:

- Provided jail safety and procedural training to sworn and civilian employees.
- Purged years of old and outdated jail records.
- Installed new Intoximeter DMT breath alcohol instrument and trained all sworn staff on use of the new equipment.
- Trained new supervisor and manager to oversee this bureau and provide mandated training.
- Passed all jail related inspections with no issues or areas for improvement.

2020 & 2021 Objectives:

- Replace aging jail equipment such as blankets, cell mattresses, and handcuffs.
- Continue to ensure the jail facility, transport vehicles, and all jail records are properly maintained.
- Recruit and hire two CSO's to expand the number of citizen jailers to four.
- Provide the Title 15 mandated 8 hours of biennial jail training to sworn and non-sworn staff.

POLICE PRISONER CUSTODY (100-3130)								
	2016-17	2017-18	2018-19	2018-19	2019-20	%	2020-21	%
	Actual	Actual	Budget	Revised	Proposed	Change	Proposed	Change
Source of Funds:								
Booking Fee Reimbursements	1,128	1,114	4,000	500	1,000	100%	1,000	0%
Total Source of Funds	1,128	1,114	4,000	500	1,000	100%	1,000	0%
Use of Funds:								
Personnel	102,745	126,892	144,500	145,052	268,022	85%	419,438	56%
Services & Supplies	4,234	3,825	123,633	164,103	164,103	0%	164,103	0%
Internal Services	53,232	54,137	0	0	0	0%	0	0%
Total Use of Funds	160,211	184,854	268,133	309,155	432,125	40%	583,541	35%

ANTIOCH

2019-21 OPERATING BUDGET

GENERAL FUND – DEPARTMENTAL BUDGETS

COMMUNITY POLICING BUREAU (100-3150)

The Community Policing Bureau provides general police services and responds to emergency calls to crimes in progress. Community Policing investigates crimes and investigates traffic accidents and enforces traffic laws and provides preventive patrol.

The Community Policing Bureau has been designed to promote a partnership with the community City-wide, and together identify community needs and resolve problems through practice and problem-solving approaches.

2018-2019 Accomplishments:

- Increased patrol staffing.
- Enhanced our community outreach efforts.
- Successfully completed succession planning, reorganization, promotions, and mentoring goals.
- Maintained the transition to a 4/10 patrol schedule which eliminated built-in overtime.
- Reestablished weekly proactive enforcement details.
- K9 Unit Supervisor and Manager attended K9 Management School.

2020 & 2021 Objectives:

- Increase patrol staffing.
- Build upon the strong community relationships that have been established.
- Utilize new technology that assists in predictive and intelligence-led policing.
- Expand weekly proactive enforcement details.
- Develop emerging leaders through succession planning and mentoring.

Community Policing (Canine)

2018-2019 Accomplishments:

- Due to promotions, retirements, and transfers the Canine Unit experienced a significant turn over in staff. The unit is currently fully staffed with six handler teams who are all patrol certified. Five of the handler teams were selected and trained in 2018. Two of the K9's (Kona and Tzak) were obtained at little to no cost to the city.
- Handlers have attended or are attending narcotics schools leaving the unit with four out of six canines narcotics certified.
- New handlers have attended canine liability schools.
- The K9 Unit has taken the lead and partnered with Dispatch in conducting community engagement events at various schools in Antioch. During these events, youth interact with our Officers, Dispatchers, and K9's while learning about police work and proper use of the 911 system. The unit participated in 18 demonstrations in 2018.

ANTIOCH

2019-21 OPERATING BUDGET

GENERAL FUND – DEPARTMENTAL BUDGETS

- Through the K9 Units community outreach efforts, we were able to partner with citizens, businesses, and K9 advocates to raise approximately \$36,000. A portion of these funds were used for the purchase of three canines (Dex, Kaia, and Purcy). The donation fund remains a healthy \$25,000 for future K9 purchases.
- Unit Supervisor completed K9 Management School.

2020 & 2021 Objectives:

- Continue K9 and Dispatch demonstrations in the schools to educate, develop, and maintain relationships with the youth.
- Complete K9 shirt fundraiser to provide additional monies to the program and minimize impacts on the police department budget.
- Enroll the last two handler teams in narcotics detection class and have them certify.
- Have additional handlers attend the K9 liability course to remain current with case law and best practices with respect to K9 utilizations.

POLICE COMMUNITY POLICING (100-3150)								
	2016-17	2017-18	2018-19	2018-19	2019-20	%	2020-21	%
	Actual	Actual	Budget	Revised	Proposed	Change	Proposed	Change
Source of Funds:								
Taxes – Measure C	6,037,152	6,417,333	6,303,241	5,260,911	0	-100%	0	0%
1% Sales Tax	0	0	0	3,584,710	12,265,094	242%	11,763,594	-4%
Taxes - PSAF	597,291	639,622	645,000	645,000	665,000	3%	685,000	3%
Fines & Penalties	27,357	21,101	20,000	5,000	20,000	300%	20,000	0%
Rev. from Other Agencies	954,890	254,638	16,143	16,143	0	-100%	0	0%
Current Service Charges	0	0	0	0	0	0%	1,281,345	100%
Other	22,010	0	0	0	0	0%	0	0%
Transfers In	1,075,542	175,000	100,000	319,000	349,000	9%	425,000	22%
Total Source of Funds	8,714,242	7,507,694	7,084,384	9,830,764	13,299,094	35%	14,174,939	7%
Use of Funds:								
Personnel	17,424,597	17,234,570	20,052,457	18,305,235	21,974,057	20%	23,940,010	9%
Services & Supplies	1,533,387	1,246,407	1,862,113	1,871,134	1,978,468	6%	2,098,779	6%
Transfers Out	393,000	0	0	0	0	0%	0	0%
Internal Services	1,395,780	1,334,931	0	0	0	0%	0	0%
Total Use of Funds	20,746,764	19,815,908	21,914,570	20,176,369	23,952,525	19%	26,038,789	9%

ANTIOCH
2019-21 OPERATING BUDGET

GENERAL FUND – DEPARTMENTAL BUDGETS

TRAFFIC BUREAU (100-3160)

The Traffic Bureau provides for enforcement of moving traffic violations and parking violations. The Bureau directs traffic to ensure proper traffic flow, investigates major and fatal accidents, enforces driving under the influence violations and investigates traffic complaints. The Bureau works closely with the Community Policing Bureau to suppress traffic problems in target areas.

2018-2019 Accomplishments:

- Developed and provided in-house training to patrol officers on collision investigations.
- Conducted monthly multi-jurisdictional traffic enforcement days with neighboring cities.
- Conducted monthly in-house traffic enforcement days.
- Assigned all new officers in FTO to one week with the traffic bureau.
- Purchased FARO imaging equipment and provided training to traffic and investigations staff.

2020 & 2021 Objectives:

- Add two additional full-time traffic officers.
- Purchase a new motorcycle and other police equipment that comes with additional traffic staffing.
- Replace aging equipment such as radar and lidar units.
- Add a full-time sergeant to supervise the Traffic Bureau along with the CET Team.
- Continue the in-house and multi-jurisdictional traffic enforcement days.

POLICE TRAFFIC (100-3160)								
	2016-17	2017-18	2018-19	2018-19	2019-20	%	2020-21	%
	Actual	Actual	Budget	Revised	Proposed	Change	Proposed	Change
Source of Funds:								
Vehicle Code Fines	133,207	150,440	115,000	115,000	115,000	0%	115,000	0%
Abatement Fees	100	300	0	0	0	0%	0	0%
Total Source of Funds	133,307	150,740	115,000	115,000	115,000	0%	115,000	0%
Use of Funds:								
Personnel	442,643	527,359	574,983	576,001	603,141	5%	664,943	10%
Services & Supplies	884	51,072	58,882	61,675	81,510	32%	45,461	-44%
Internal Services	0	86,725	0	0	0	0%	0	0%
Total Use of Funds	443,527	665,156	633,865	637,676	684,651	7%	710,404	4%

ANTIOCH

2019-21 OPERATING BUDGET

GENERAL FUND – DEPARTMENTAL BUDGETS

INVESTIGATION BUREAU (100-3170)

The Investigation Bureau provides investigative follow-up to those crimes which cannot be resolved at patrol level. Detectives are assigned to robbery, homicide, sex offenses (human trafficking), fraud, burglary, domestic violence, and juvenile crimes. Additionally, they prepare cases for referral to the District Attorney's office for prosecution.

2018-2019 Accomplishments:

- Promoted a Persons Crime Detective to a Field Services Corporal.
- Maintained a high clearance rate for homicide cases (currently 89% clearance).
- Continued to improve our overall technological capability for investigating critical crimes and incidents. (Technology for tracking suspects, recovering historical data, and gathering evidence: GPS, Pen-Link, GreyKey, CellHawk, and Cellebrite).
- Restructured the evaluation of juvenile offenses to be referred or diverted to the REACH Program and Juvenile Probation saving time, money, and critical resources.
- Increased Investigations Bureau staffing levels by adding two dedicated per-diem detectives (Cold Cases and CoCo Leads+).

2020 & 2021 Objectives:

- Increase Investigations Bureau staffing levels by adding two full-time detectives.
- Add a second full-time secretary dedicated to investigations (currently there is one full-time and one part-time).
- Maintain a high clearance rate for all crimes.
- Continue to develop future leaders.
- Increase investigations vehicle fleet (need two more vehicles).
- Continue to maintain and update technologies that assist with investigations.
- Update the Investigations interview rooms with new recording equipment.
- Clear out the overflow evidence space in Investigations and improve it for office use.
- Allow for take-home cars for "on-call" detectives on the call-out team, which enhances critical response and the timely evaluation of information.
- Support the Family Justice Center in Antioch by assigning one detective as a point of contact and participant.

ANTIOCH
2019-21 OPERATING BUDGET

GENERAL FUND – DEPARTMENTAL BUDGETS

POLICE INVESTIGATION (100-3170)								
	2016-17 Actual	2017-18 Actual	2018-19 Budget	2018-19 Revised	2019-20 Proposed	% Change	2020-21 Proposed	% Change
Source of Funds:								
AB109 Reimbursement	130,461	135,720	141,149	141,149	141,149	0%	141,149	0%
Other	739	10,246	0	1,953	0	-100%	0	0%
Total Source of Funds	131,200	145,966	141,149	143,102	141,149	0%	141,149	0%
Use of Funds:								
Personnel	4,236,789	4,620,896	4,946,641	4,830,337	5,391,594	12%	5,832,169	8%
Services & Supplies	452,760	594,009	563,420	690,482	695,807	1%	697,795	0%
Internal Services	202,219	205,911	0	0	0	0%	0	0%
Total Use of Funds	4,891,768	5,420,816	5,510,061	5,520,819	6,087,401	10%	6,529,964	7%

ANTIOCH

2019-21 OPERATING BUDGET

GENERAL FUND – DEPARTMENTAL BUDGETS

SPECIAL OPERATIONS UNIT (SOU) (100-3175)

The Special Operations Unit (formerly the Narcotics Bureau) provides investigative follow-up to those narcotics, weapons violations, and gang cases which cannot be resolved at the patrol level. Due to an ongoing reduction in staffing, this unit prioritizes fugitive apprehension and high-risk searches in addition to their current responsibilities.

2018-2019 Accomplishments:

- Promoted a SOU detective to a Field Services Corporal.
- Continued a solid working relationship with outside agencies in large-scale narcotics, gang, and dangerous weapons related investigations.
- Upgraded the current GPS vehicle tracking devices and increased the inventory to six units.
- Purchased digital long-range surveillance and recording equipment (cameras).
- Renewed leases for new undercover vehicles.
- Upgraded the unit's communications devices to include cellular tethering supporting field work, tracking, and fugitive apprehension.

2020 & 2021 Objectives:

- Increase the staffing of SOU to four Detectives and one Supervisor.
- Continue strengthening multi-faceted relationships with outside agencies to leverage resources and assistance with large-scale narcotics, gang, and dangerous weapons related investigations.
- Continue to improve technology supporting intelligence gathering and streamlining communications.
- Add an undercover vehicle to the SOU fleet.
- Increase fugitive apprehension and vice operations within the unit.

POLICE SPECIAL OPERATIONS UNIT (100-3175)								
	2016-17	2017-18	2018-19	2018-19	2019-20	%	2020-21	%
	Actual	Actual	Budget	Revised	Proposed	Change	Proposed	Change
Use of Funds:								
Personnel	1,193,700	1,479,476	1,401,137	1,407,500	1,339,188	-5%	1,419,189	6%
Services & Supplies	40,360	35,109	39,072	63,756	71,078	11%	71,355	0%
Internal Services	91,089	92,750	0	0	0	0%	0	0%
Total Use of Funds	1,325,149	1,607,335	1,440,209	1,471,256	1,410,266	-4%	1,490,544	6%

ANTIOCH
2019-21 OPERATING BUDGET

GENERAL FUND – DEPARTMENTAL BUDGETS

COMMUNICATIONS BUREAU (100-3180)

Communications (police dispatch) provides emergency and non-emergency dispatch services and directs citizens to the proper service providers.

2018-2019 Accomplishments:

- Implemented 9-1-1 for kids' program and had dispatchers present at schools.
- Fully staffed dispatch center.
- Have new translation service.
- Installed new recording system that is compatible with EBRCs.
- Have committed to new CAD (computer aided dispatch) system.
- Dispatch Center is now text compatible.
- 90% of 9-1-1 calls answered in less than 10 seconds.

2020 & 2021 Objectives:

- Install and train on new CAD system.
- Continue to be involved in community events (9-1-1 for kids' program, coffee with the cops etc.).
- Train on EBRCs switch overs for upcoming upgrades.
- Look toward future technology and equipment needs.
- Continue to have 9-1-1 calls answered in less than 10 seconds.

POLICE COMMUNICATIONS (100-3180)								
	2016-17	2017-18	2018-19	2018-19	2019-20	%	2020-21	%
	Actual	Actual	Budget	Revised	Proposed	Change	Proposed	Change
Source of Funds:								
Police Services 911 Brentwood	655,471	0	0	0	0	0%	0	0%
Total Source of Funds	655,471	0	0	0	0	0%	0	0%
Use of Funds:								
Personnel	2,301,261	2,588,598	2,825,845	2,827,645	3,008,467	6%	3,219,444	7%
Services & Supplies	433,624	471,572	590,555	625,344	1,233,625	97%	808,625	-34%
Internal Services	210,069	214,097	0	0	0	0%	0	0%
Total Use of Funds	2,944,954	3,274,267	3,416,400	3,452,989	4,242,092	23%	4,028,069	-5%

ANTIOCH

2019-21 OPERATING BUDGET

GENERAL FUND – DEPARTMENTAL BUDGETS

OFFICE OF EMERGENCY MANAGEMENT (100-3185)

The Office of Emergency Management has the overarching service responsibility for "disaster preparedness" in our community. This section will develop, maintain and coordinate current emergency preparedness plans that will help mitigate the effects of man-made, technical, and natural disasters. A useful plan is one that complies with state and federal mandates (SEMS/NIMS and ICS), protects life and property, and efficiently takes an all-hazards approach by applying management, organization, and communication skills. The disaster preparedness program supports ongoing education, preparation and training, and oversees the Emergency Operations Center.

2018-2019 Accomplishments:

- Assigned a new OES manager to the program.
- Provided presentations to multiple community groups and stakeholders related to disaster preparedness.
- Continued our partnership with East County CERT organizers to expand the training of volunteers in the area of emergency services.
- Delivered executive and support staff training certifying them nationally and through the state (CalOES and FEMA).
- Delivered CalOES and FEMA certified orientation and tabletop exercises for city staff and stakeholders.
- Technologically upgraded the EOC with five laptops and two network printers.
- Continued hosting and participating in the East County Disaster Preparedness Council meetings.

2020 & 2021 Objectives:

- Continue to provide presentations to community groups and stakeholders related to disaster preparedness.
- Partner with consultants to administer state and federally certified section specific trainings and exercises for city staff.
- Research grant opportunities to fund training, education, materials, and updates.

POLICE OFFICE OF EMERGENCY MANAGEMENT (100-3185)								
	2016-17	2017-18	2018-19	2018-19	2019-20	%	2020-21	%
	Actual	Actual	Budget	Revised	Proposed	Change	Proposed	Change
Use of Funds:								
Services & Supplies	19,532	16,751	26,111	34,222	70,622	106%	70,622	0%
Internal Services	(15,270)	(11,822)	0	0	0	0%	0	0%
Total Use of Funds	4,262	4,929	26,111	34,222	70,622	106%	70,622	0%

ANTIOCH

2019-21 OPERATING BUDGET

GENERAL FUND – DEPARTMENTAL BUDGETS

COMMUNITY VOLUNTEER PROGRAM/CRIME PREVENTION COMMISSION/CHAPLAINCY (100-3195)

The Volunteer Program supports police services, while providing the citizens an opportunity to actively support their community. These opportunities will involve clerical support, vacation patrols, crime prevention and community awareness presentations.

The Antioch Police Crime Prevention Commission is composed of seven members who are appointed by the Mayor. Their purpose is to organize and facilitate Antioch's Crime Prevention Program through the Neighborhood Watch Program.

The Chaplaincy Program is a ministry of ordained volunteer clergy to support the employees of Antioch Police Department and the citizens of Antioch during crisis/non-crisis situations.

2018-2019 Accomplishments:

VIPS

- Recruited six new Field Service and three Support Services volunteers and hosted a VIPS academy.
- Implemented the crime prevention through environmental design VIPS team specially trained to assist crime victims evaluating their businesses or property to deter break-ins and criminal activity. The team reviewed 373 burglary cases in 2018 and offered services to 97 persons contacted. The contact number is lower due to some homes being vacant, no victim or phone number listed or victims not returning calls.
- VIPS continued to deploy decoy vehicles as a crime deterrent, and the radar trailer as a traffic calming measure. The VIPS have accommodated special and short notice requests for these services.
- VIPS provided 9,233 service hours worked and had an equivalent value of approx. of \$215,045.00
- Hans Ho has assumed the role of Volunteer Coordinator after training.
- Provided service, direction, and equipment at all neighborhood Cleanups.
- Recruited nine new volunteers and hosted a VIPS academy.
- Increased the number of VIPS willing to participate in "call-outs" for major incidents.

EXPLORERS

- The Explorer program increased to 23 youth and is more representative of our diverse community.
- Explorers assisted in deployment of decoy vehicles as a means of crime prevention.
- Implementation of the "Crime Prevention Citations" program throughout the city.
- Popularity of the program continued to be strong with staff receiving applications on a continuous basis.
- Attended the four-day, 2018 Solano Explorer Academy and Central Valley Explorer Competition where several Antioch Explorers received recognition and awards.
- The Explorers participated in numerous civic and special events to include: Tip-a-Cop, Rotary 5k Bunny Run, APD Trick-or-Treat, the Holiday Food Drive and Adopt-a-Family.
- Explorers assisted with department training providing services as role players.
- The Explorer Crab Feed Raised approximately \$15,000 to help offset expenses for the Academy and competitions.

ANTIOCH
2019-21 OPERATING BUDGET

GENERAL FUND – DEPARTMENTAL BUDGETS

CHAPLAINS

- Regularly responded as requested by patrol staff to provide faith based service to citizens in both crisis and non-crisis situations.
- Pastor Greg Jurczak was actively involved in Police Chaplaincy and regularly attended training on critical incident stress management and how to provide services to first responders.
- Police Chaplains remained available for call-outs at deaths and critical incidents.

2020 & 2021 Objectives

VIPS

- Continue recruitment and increase VIPS staffing.
- Add enough new VIPS to complete another field services VIPS academy.
- Explore other areas VIPS could be helpful and expand their duties.
- Increase recurring VIPS training to decrease errors in radio traffic, forms, tickets, etc.

EXPLORERS

- Continue Explorer recruitment efforts to increase the program and diversity within the program.
- Consider assigning additional duties to Explorers similar to VIPS duties.
- Antioch Police will host the 2019 Explorer Academy.
- Continue to use Explorers for department training needs and minimize use of sworn staff for training scenarios.
- Continue the “Crime Prevention Citation” program and increase frequency to have a greater impact.
- Attend the 2019 Central Valley Explorer Competition.
- Host another crab feed in 2020 to raise funds to offset Academy and competition costs.

CHAPLAINS

- With the exit of Father Robert Rein from the program, Pastor Greg Jurczak has become our most active Police Chaplain. Pastor Jurczak regularly attends trainings on critical incident stress management and how to provide services to first responders.
- Continue efforts to recruit Chaplains from various faiths to better meet the needs of our diverse community.

ANTIOCH
2019-21 OPERATING BUDGET

GENERAL FUND – DEPARTMENTAL BUDGETS

POLICE COMMUNITY VOLUNTEERS (100-3195)								
	2016-17 Actual	2017-18 Actual	2018-19 Budget	2018-19 Revised	2019-20 Proposed	% Change	2020-21 Proposed	% Change
Source of Funds:								
Donations	395	790	0	127	0	-100%	0	0%
Transfer In – Byrne Grant	40,989	25,200	40,651	40,651	30,000	-26%	30,000	0%
Total Source of Funds	41,384	25,990	40,651	40,778	30,000	-26%	30,000	0%
Use of Funds:								
Personnel	80,557	53,018	105,335	60,035	60,035	0%	60,035	0%
Services & Supplies	18,052	14,122	15,300	14,100	13,900	-1%	13,900	0%
Internal Services	5,277	5,398	0	0	0	0%	0	0%
Total Use of Funds	103,886	72,538	120,635	74,135	73,935	0%	73,935	0%

ANTIOCH

2019-21 OPERATING BUDGET

GENERAL FUND – DEPARTMENTAL BUDGETS

FACILITIES MAINTENANCE (100-3200)

The primary objective of the Facilities Maintenance activity is to provide for an acceptable level of maintenance to the Police and Animal Services facilities. There are no personnel assigned to this work. Facilities maintenance work such as roof repairs, general building repairs, and necessary alterations to office, installation of building hardware, electrical wiring and janitorial maintenance are accomplished through this program. Additionally, utilities for the department are paid from this account.

2018-2019 Accomplishments:

- Continued to maintain and update the improvements that were made to the interior and exterior of the PD to include: (Historical framed photographs, display cases, fitness room, report writing room, evidence room, landscaping).
- Continued to explore permanent evidence storage options in an effort to eliminate the need for rented storage containers.
- Refurbished and modernized indoor firing range.

2020 & 2021 Objectives:

- Assess the need and feasibility of developing the remaining surge areas of the PD.
- Continue to explore permanent evidence storage options in an effort to eliminate the need for rented storage containers.
- Explore the feasibility of paving a portion of the dirt area in the back lot to increase parking.
- Update secured armory by installing rifle lockers to securely store long guns when they are not deployed.
- Repair/replace the department's Closed Circuit Surveillance throughout the building and in the back parking lot to increase the security of our personnel.
- Update the audio/visual equipment in the department's Community Room to make it more compatible with today's technology.

POLICE FACILITIES MAINTENANCE (100-3200)								
	2016-17 Actual	2017-18 Actual	2018-19 Budget	2018-19 Revised	2019-20 Proposed	%	2020-21 Proposed	%
						Change		Change
Use of Funds:								
Services & Supplies	541,077	718,192	550,620	507,574	553,574	9%	553,574	0%
Transfer Out	19,313	19,522	19,732	19,739	19,960	1%	1,678	-92%
Internal Services	40,912	41,493	0	0	0	0%	0	0%
Total Use of Funds	601,302	779,207	570,352	527,313	573,534	9%	555,252	-3%

ANTIOCH

2019-21 OPERATING BUDGET

GENERAL FUND – DEPARTMENTAL BUDGETS

ANIMAL CONTROL SUPPORT (100-3320)

The City operates an animal shelter for which the Police Department has oversight. The operations of the animal shelter are accounted for in a Special Revenue Fund. A subsidy is provided by the General Fund to the Animal Control Special Revenue Fund to support operations.

2018-2019 Accomplishments:

- The recruitment and hiring of a qualified part-time veterinarian, and a registered veterinary technician, were successfully completed in April of 2018.
- Surgical suite construction was completed in early June of 2018, with the first in-house neuter surgery occurring on June 30, 2018.
- Euthanasia rates have continued to decrease. The live release rate for adoptable animals in 2018 was 93.4%, up from 90.1% in 2017 and 85.94% in 2016.
- Partnerships with local and out-of-state rescue partners have increased with the addition of new rescue partners. One new partner, Dog is My Co-Pilot, is donating quarterly air transport of dogs from our shelter to our transfer partners located in Idaho.
- The HVAC improvement project is underway with expected completion in May 2019. These improvements will bring our air handling system in-line with industry standards by greatly increase airflow in the system, reducing hot and cold spots throughout the building, and will help to reduce airborne illness within the shelter.
- Training opportunities within the department have increased. Current animal services personnel have attended the Basic Animal Law Enforcement Training Academy, Euthanasia by Injection Training, the California Animal Care Conference, and the Chameleon Software Conference.
- Grants for additional training opportunities on the national level were received from Maddie's Fund and the Association of Animal Welfare Administrators. National level conferences attended by AAS personnel include the Best Friends Animal Society National Conference and the Association of Animal Welfare Administrators Annual Conference.
- AAS participated in the UC Davis Capacity 4 Care Boot Camp, an intensive 7-week course designed to help participants find the quickest/best pathway for animals through the shelter by identifying roadblocks within the system, and ensuring best possible utilization of our resources.
- Working hours within the shelter have been adjusted and cleaning protocols have been standardized to better utilize the limited hours part-time animal care attendants are available.

2020 & 2021 Objectives:

- Continue to increase our out of area rescue partners, and work to increase local rescue partners via the completion of the rescue partner agreement and implementing changes to provide greater inclusion in our programs.
- Revise and update the foster care policy and procedures for shelter animals to make foster care a priority function within the organization.
- Conduct a thorough review of animal control ordinances to ensure consistency with local jurisdictions, and to reflect current best practice within the field.
- Recruit and hire a well-qualified, full-time veterinarian. High turn-over in the veterinarian position due to the part-time status has caused higher than expected expenditures at local veterinary clinics for spay/neuter services. The upgrade to full-time will reduce these outside costs and provide additional days when in-house spay/neuter services can be performed, thus reducing length of stay for shelter pets, and increasing our capacity for care within the shelter.

ANTIOCH
2019-21 OPERATING BUDGET

GENERAL FUND – DEPARTMENTAL BUDGETS

- Recruit and hire two full-time animal care attendants. Adding two full-time animal care attendants will provide continuity of care for the shelter animals, greatly reduce gaps in shelter staffing caused by high turn-over in the part-time positions, and allow other animal services personnel to focus on their primary functions.
- Recruit and hire a full-time front office position. The addition of front office staff will greatly increase our ability to provide services to the public during regular business hours, create additional opportunities for the foster and rescue of pets from the shelter, and allow animal control officers to focus on their primary duties in the field.
- Explore additional funding options and grants to enhance our volunteer and rescue programs as we continue to refine existing programs.

POLICE ANIMAL CONTROL SUPPORT (100-3320)								
	2016-17	2017-18	2018-19	2018-19	2019-20	%	2020-21	%
	Actual	Actual	Budget	Revised	Proposed	Change	Proposed	Change
Use of Funds:								
Services & Supplies	0	0	192,000	192,000	0	-100%	0	0%
Transfer Out to Animal Control	420,859	722,137	1,004,528	1,012,182	1,483,186	47%	1,758,890	19%
Total Use of Funds	420,859	722,137	1,196,528	1,204,182	1,483,186	23%	1,758,890	19%

This page left intentionally blank

ANTIOCH
2019-21 OPERATING BUDGET

GENERAL FUND – DEPARTMENTAL BUDGETS

PARKS AND RECREATION ADMINISTRATION SUPPORT

Parks and Recreation provides the City's residents recreational, preschool, social and meeting space within the community. Recreation Programs are accounted for in the Recreation Special Revenue Fund. The Parks and Recreation Administration Support division within the General Fund provides a subsidy to both these funds to support operations.

PARK & RECREATION ADMINISTRATION SUPPORT (100-4110)								
	2016-17 Actual	2017-18 Actual	2018-19 Budget	2018-19 Revised	2019-20 Proposed	% Change	2020-21 Proposed	% Change
Source of Funds:								
1% Sales Tax	0	0	0	0	1,170,214	100%	1,741,090	49%
Total Source of Funds	0	0	0	0	1,170,214	100%	1,741,090	49%
Use of Funds:								
Services & Supplies	0	10,000	275,000	310,000	0	-100%	0	0%
Transfer Out to Recreation Fund	925,424	729,623	771,468	1,289,292	2,459,506	91%	3,030,382	23%
Transfer Out to Prewett Park Fund	669,500	491,200	469,500	0	0	0%	0	0%
Total Use of Funds	1,594,924	1,230,823	1,515,968	1,599,292	2,459,506	54%	3,030,382	23%

This page left intentionally blank

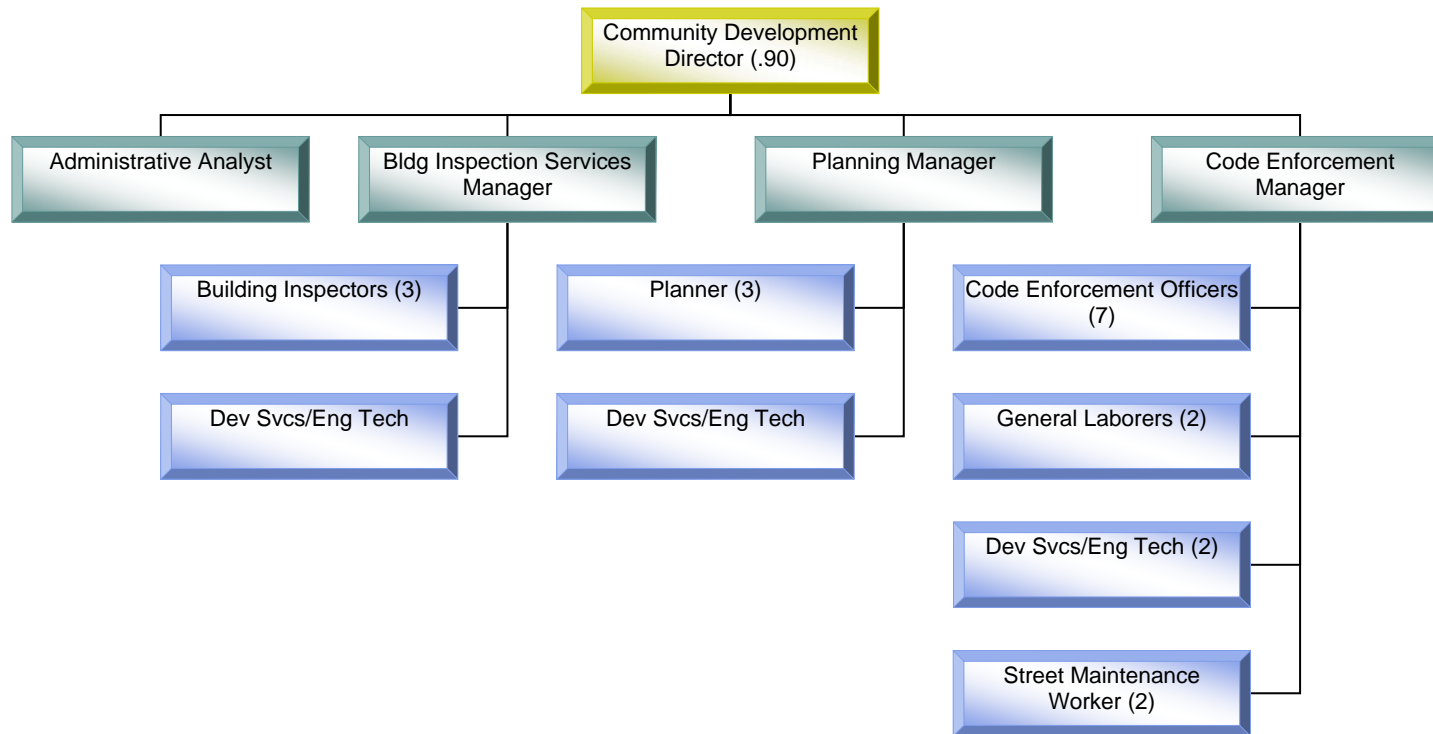
ANTIOCH

2017-19 OPERATING BUDGET

GENERAL FUND – DEPARTMENTAL BUDGETS

COMMUNITY DEVELOPMENT DEPARTMENT

The goal of the Community Development Department is to manage the City's built and natural environments through the development review and permitting process and the enforcement of existing regulations. This goal is addressed through advanced and current City planning programs, through an efficient and informed building inspection program, and through a responsive and professional code enforcement program. These programs provide exceptional customer service, create a safer and more attractive environment, expand economic development opportunities, and contribute to a better quality of life for the City of Antioch and its residents.



# of Funded Positions	# of Positions Filled	# Vacant Funded Positions	# Proposed New Positions
25.90	14.90	11.00	8.00

ANTIOCH
2019-21 OPERATING BUDGET

GENERAL FUND – DEPARTMENTAL BUDGETS

COMMUNITY DEVELOPMENT SUMMARY								
	2016-17 Actual	2017-18 Actual	2018-19 Budget	2018-19 Revised	2019-20 Proposed	% Change	2020-21 Proposed	% Change
SOURCE OF FUNDS:								
Taxes – Measure C	497,737	451,961	625,084	421,141	0	-100%	0	0%
1% Sales Tax	0	0	0	118,000	1,311,775	1012%	1,716,589	31%
Building Permits	1,028,082	1,111,860	1,150,000	1,287,324	1,150,000	-11%	1,150,000	0%
Plan Checking Fees	337,655	361,361	385,360	302,636	365,000	21%	365,000	0%
Planning Fees	34,771	152,874	30,000	83,434	60,000	-28%	60,000	0%
Pool Safety Fee	1,106	885	500	517	500	-3%	500	0%
Technology Fee	25,023	26,856	24,000	28,000	28,000	0%	28,000	0%
Energy Inspection Fee	24,937	26,371	24,000	28,000	28,000	0%	28,000	0%
Accessibility Fee	3,893	3,243	2,000	4,000	2,500	-38%	2,500	0%
Green Bldg Verif & Compliance	44,708	42,112	40,000	75,161	45,000	-40%	45,000	0%
Federal Grant	0	0	538,131	538,131	0	-100%	0	0%
General Plan Maintenance Fee	23,739	10,600	9,650	90,000	120,000	33%	120,000	0%
Reimbursement Developers	6,255	4,378	5,000	5,000	5,000	0%	5,000	0%
Assessment Fees	41,980	189,890	132,500	513,696	500,000	-3%	500,000	0%
Abatement Fees	23,467	45,696	157,500	40,000	75,000	88%	75,000	0%
Revenue from Other Agencies	0	21,667	0	31,999	0	-100%	0	0%
Miscellaneous Revenue	25,912	30,060	30,000	58,586	45,000	-23%	45,000	0%
Total Source of Funds	2,119,265	2,479,814	3,153,725	3,625,625	3,735,775	3%	4,140,589	11%
USE OF FUNDS:								
Personnel	1,755,519	2,079,954	2,763,704	2,552,337	3,573,645	40%	4,239,959	19%
Services & Supplies	538,337	1,105,341	1,641,192	1,337,936	758,314	-43%	454,590	-40%
Internal Services	701,886	709,209	0	0	0	0%	0	0%
Total Use of Funds	2,995,742	3,894,504	4,404,896	3,890,273	4,331,959	11%	4,694,549	8%

ANTIOCH
2019-21 OPERATING BUDGET

GENERAL FUND – DEPARTMENTAL BUDGETS

COMMUNITY DEVELOPMENT SUMMARY (Continued)

	Funded 2018-19	Funded 2019-20	Funded 2020-21
Funded FTE'S			
Land Planning Services	4.64	5.64	5.64
Code Enforcement	7.63	14.63	14.63
Building Inspection	5.63	5.63	5.63
Total Community Development Funded FTE's	17.90	25.90	25.90

ANTIOCH
2019-21 OPERATING BUDGET

GENERAL FUND – DEPARTMENTAL BUDGETS

LAND PLANNING SERVICES DIVISION (100-5130)

This Division is the central point for the review and processing of all development applications, including rezoning, use permits, variances, design review, planned developments, tentative maps, etc. Staff is responsible for assuring compliance with California Environmental Quality Act (CEQA) and applicable General Plan requirements and provides staff support for the Planning Commission. The planning staff is also responsible for the long-range planning of the community, including updating the General Plan and the preparation of specific plans for future growth areas and coordinating with the planning activities of surrounding jurisdictions and the County. The division is staffed by one Planning Manager, two Associate Planners and one Development Services Technician that provides customer service and administrative support.

2018-2019 Accomplishments:

- Completed the Downtown Specific Plan.
- Completed Phase I of the Citywide Habitat Conservation Plan/Natural Community Conservation Plan (HCP/NCCP).
- Completed a focused General Plan Land Use Element update and corresponding Zoning Ordinance Updates.
- Coordinated comprehensive update of General Plan and Zoning Maps with GIS Division.
- Updated all development applications and handout materials.
- Developed and implemented the Cannabis Business ordinance and program.
- Processed entitlements for significant development projects including:
 - Wildflower Station – 10.45 acres of commercial; 22 homes; 98 res. condos
 - Oakley Knolls – 31 homes
 - Quail Cove – 32 homes
 - Almond Knolls – 58 Condominiums
 - Rocketship Charter School – Elementary school for 600 students

2020 & 2021 Objectives:

- Initiate comprehensive General Plan and Zoning Ordinance Update.
- Complete Phase II (final) of the Citywide HCP/NCCP.
- Continue to refine Cannabis Business program.
- Pursue best practices, implement legislative updates, and identify and implement process improvements.
- Manage entitlement applications through project approval, plan check, construction, and completion.

ANTIOCH
2019-21 OPERATING BUDGET

GENERAL FUND – DEPARTMENTAL BUDGETS

COMMUNITY DEVELOPMENT LAND PLANNING SERVICES (100-5130)								
	2016-17 Actual	2017-18 Actual	2018-19 Budget	2018-19 Revised	2019-20 Proposed	% Change	2020-21 Proposed	% Change
Source of Funds:								
1% Sales Tax	0	0	0	0	66,308	100%	144,765	118%
Charges for Services	191,947	293,541	275,010	303,434	345,000	14%	345,000	0%
Revenue from Other Agencies	0	21,667	538,131	570,130	0	-100%	0	0%
Other	6,255	10,026	15,000	29,500	20,000	-32%	20,000	0%
Total Source of Funds	198,202	325,234	828,141	903,064	431,308	-52%	509,765	18%
Use of Funds:								
Personnel	397,417	676,320	830,241	809,886	946,382	17%	1,063,558	12%
Services & Supplies	130,771	447,337	851,641	680,897	138,958	-80%	103,158	-26%
Internal Services	198,185	280,657	0	0	0	0%	0	0%
Total Use of Funds	726,373	1,404,314	1,681,882	1,490,783	1,085,340	-27%	1,166,716	7%
Funded FTE's	3.00	4.64	4.64	4.64	5.64		5.64	

ANTIOCH
2019-21 OPERATING BUDGET

GENERAL FUND – DEPARTMENTAL BUDGETS

CODE ENFORCEMENT (100-5140)

The Code Enforcement Division’s mission is to protect and enhance the quality of life, health, safety, and welfare of our community. The Division is responsible for investigating complaints of violations of the Antioch Municipal Code (AMC) on commercial and residential property including: Zoning/Land Use, Health & Safety, Housing, Building, Electrical, and Plumbing Codes. Enforcement activity is prioritized, with highest priority given to those violations having an immediate effect on health, safety, and welfare of the public such as homeless encampments, substandard housing, and unsecured properties. The Code Enforcement Abatement Team responds to complaints of dumping on City property, graffiti on City property, and abandoned shopping carts. The Abatement Team also assists code enforcement officers with cleanup of homeless encampments. Code Enforcement’s administrative staff receives reports of violations via phone, e-mail, in person, by referral, through the city’s website, and the See,Click,Fix smartphone application. Administrative staff maintain various databases containing information on code enforcement processes and administers the lien and assessment cost recovery program. Current Code Enforcement Division staff consists of 3 full-time Code Enforcement Officers, including 1 full-time Code Enforcement Officer assigned to address substandard housing conditions as defined in the Health & Safety Code, 2 Abatement Team personnel, and 1 full-time Development Services Technician that provides customer service and administrative support and 1 part-time cost recovery staff member. The Code Enforcement Division operations are overseen by the Code Enforcement Manager.

2018-2019 Accomplishments:

- Abatement Team removed 6,103 yards of junk/rubbish, collected 1,897 carts, and abated 989 instances of graffiti from city property.
- Illegal dumping enforcement.
- Proactive enforcement activity resulted in 2,366 new cases for unreported violations.
- Municipal Code amendment: Issuance of citations for “repeat” and “chronic” violations.
- Partnership with Healthright 360 program for homeless outreach.
- Developed and used See,Click,Fix smart phone application.
- Participated in Contra Costa County Abandoned Vehicle Abatement Program (AVAP).
- Code Enforcement Division website update.
- Officers completed Advanced training (Module 3) and obtained Certified Code Enforcement Officer designation from California Association of Code Enforcement Officers (CACEO).
- Opened 4,879 cases for violations on residential and commercial properties.
- Public presentations regarding Code Enforcement activities in Antioch.

2020 & 2021 Objectives:

- Code Enforcement Officers to attend continuing education courses.
- Hire three additional full time Code Enforcement Officers.
- Hire two additional Abatement Team members.
- Upgrade case tracking software.
- Respond to and abate illegal dumping within 48 hours.
- Partner with Republic Services for Neighborhood Cleanup Events throughout the city.
- Additional public presentations/outreach on Code Enforcement Division functions and procedures.

ANTIOCH
2019-21 OPERATING BUDGET

GENERAL FUND – DEPARTMENTAL BUDGETS

COMMUNITY DEVELOPMENT CODE ENFORCEMENT (100-5140)								
	2016-17	2017-18	2018-19	2018-19	2019-20	%	2020-21	%
	Actual	Actual	Budget	Revised	Proposed	Change	Proposed	Change
Source of Funds:								
Taxes – Measure C	497,737	451,961	625,084	421,141	0	-100%	0	0%
1% Sales Tax	0	0	0	118,000	1,245,467	955%	1,571,824	26%
Charges for Services	65,447	235,586	290,000	553,696	575,000	4%	575,000	0%
Other	6,819	10,038	5,000	11,896	10,000	-16%	10,000	0%
Total Source of Funds	570,003	697,585	920,084	1,104,733	1,830,467	66%	2,156,824	18%
Use of Funds:								
Personnel	511,210	731,774	1,096,447	929,818	1,609,608	73%	2,102,343	31%
Services & Supplies	198,656	499,449	535,221	412,339	490,135	19%	220,436	-55%
Internal Services	50,948	135,755	0	0	0	0%	0	0%
Total Use of Funds	760,814	1,366,978	1,631,668	1,342,157	2,099,743	56%	2,322,779	11%
Funded FTE's	7.00	7.63	7.63	7.63	14.63		14.63	

ANTIOCH
2019-21 OPERATING BUDGET

GENERAL FUND – DEPARTMENTAL BUDGETS

BUILDING INSPECTION SERVICES DIVISION (100-5160)

The Building Inspection Division inspects all permitted construction projects within the City which are not in the public right-of-way, enforcing standards set in the Building, Plumbing, Electrical, and Mechanical and Municipal codes. This division administers and collects development/permit fees charged by the City and other agencies; maintains the City's street address system; inspects existing structures/dwelling units for health and safety hazards when called upon; enforces State Accessibility and Energy Efficiency standards; and works diligently to enforce minimum standards to safeguard life, health, property and public welfare by regulating and controlling the design, construction, quality of materials, use and occupancy of all buildings and structures within the City. This Division is staffed with two Building Inspectors, one Development Services Technician and one Building Inspection Services Manager who provide technical support, plan check for all residential and commercial projects, issue over the counter permits and day to day management of the division.

2018-2019 Accomplishments:

- Provided Building Code information and guidance to our residents and developers in the office and in the field.
- Provided responsive, professional and flexible plan review, permitting and inspection services to the construction community.
- Issued 2,906 building permits.
- Performed 5,647 inspections.

2020 & 2021 Objectives:

- Continue to increase the competency and efficiency of the Building Division through in-house and external training and education for staff.
- Continue to provide exceptional customer service by making same day/next day inspections, timely plan review and informative, customer friendly public handouts and forms.
- Upgrade permit tracking software.
- Maintain adequate capacity to ensure that inspection services are provided in an efficient and customer-friendly manner.

ANTIOCH
2019-21 OPERATING BUDGET

GENERAL FUND – DEPARTMENTAL BUDGETS

COMMUNITY DEVELOPMENT BUILDING INSPECTION (100-5160)								
	2016-17 Actual	2017-18 Actual	2018-19 Budget	2018-19 Revised	2019-20 Proposed	% Change	2020-21 Proposed	% Change
Source of Funds:								
Permits	1,028,082	1,111,860	1,150,000	1,287,324	1,150,000	-11%	1,150,000	0%
Charges for Services	303,885	330,761	240,500	308,314	304,000	-1%	304,000	0%
Other	8,815	14,374	15,000	22,190	20,000	-10%	20,000	0%
Total Source of Funds	1,340,782	1,456,995	1,405,500	1,617,828	1,474,000	-9%	1,474,000	0%
Use of Funds:								
Personnel	410,426	671,860	837,016	812,633	1,017,655	25%	1,074,058	6%
Services & Supplies	70,455	158,555	254,330	244,700	129,221	-47%	130,996	1%
Internal Services	200,461	292,797	0	0	0	0%	0	0%
Total Use of Funds	681,342	1,123,212	1,091,346	1,057,333	1,146,876	8%	1,205,054	5%
Funded FTE's	3.00	4.63	5.63	5.63	5.63		5.63	

ANTIOCH
2017-19 OPERATING BUDGET

GENERAL FUND – BUDGET STABILIZATION FUND

BUDGET STABILIZATION FUND (105)

In fiscal year 2018, the City established a Budget Stabilization Fund to set aside monies for future budget variances, unexpected occurrences, emergencies and the like. General Fund reserves over 20% of unassigned fund balance were used to establish the fund and future General Fund unassigned reserves over 20% can be moved into this fund. Per City Council direction, beginning in fiscal year 2020, these funds will be used to pay the difference in the full Actuarial Determined Contribution for OPEB payments from the pay as you go costs currently made by the City to address the unfunded liability for OPEB. Although the budget reflects a payment in fiscal years 2020 and 2021, it will be evaluated by City Council each fiscal year after fiscal year 2020 before the additional contribution is made.

BUDGET STABILIZATION (FUND 105)								
Statement of Revenues, Expenditures and Change in Fund Balance								
	2016-17 Actual	2017-18 Actual	2018-19 Budget	2018-19 Revised	2019-20 Proposed	% Change	2020-21 Proposed	% Change
Beginning Balance, July 1	\$0	\$0	\$19,443,579	\$19,443,579	\$19,443,579		\$18,143,579	
Revenue Source:								
Transfer In – General Fund	0	19,443,579	0	0	0	0%	0	0%
Total Revenue	0	19,443,579	0	0	0	0%	0	0%
Expenditures:								
OPEB Contribution	0	0	0	0	1,300,000	100%	1,300,000	0%
Total Expenditures	0	0	0	0	1,300,000	100%	1,300,000	0%
Ending Balance, June 30	\$0	\$19,443,579	\$19,443,579	\$19,443,579	\$18,143,579		\$16,843,579	

**SPECIAL REVENUE
FUNDS**

ANTIOCH
2019-21 OPERATING BUDGET

SPECIAL REVENUE FUNDS

The City maintains thirty-two Special Revenue Funds. Special Revenue Funds are used to account for the proceeds of specific revenue sources that are restricted to expenditures for specific purposes. Each fund is listed below in the Special Revenue Funds Summary table.

SUMMARY OF SPECIAL REVENUE FUNDS								
Special Revenue Fund Title	Fund #	Estimated Balance 7/1/19	Proposed Revenues	Proposed Expend.	Estimated Balance 6/30/20	Proposed Revenues	Proposed Expend.	Estimated Balance 6/30/21
RMRA Fund	209	\$6,887	\$1,870,144	\$782,089	\$1,094,942	\$4,426,484	\$2,676,089	\$2,845,337
Police Federal Asset Forfeiture Fund	210	339,925	50	334,640	5,335	50	489	4,896
Delta Fair Property Fund	211	2,982	55,800	505	58,277	55,800	505	113,572
Community Develop. Block Grant (CDBG)	212	172,789	966,921	966,921	172,789	736,921	736,921	172,789
Gas Tax Fund	213	1,873,801	2,992,386	2,738,249	2,127,938	2,885,000	2,870,876	2,142,062
Animal Control Fund	214	0	1,729,886	1,729,886	0	2,005,590	2,005,590	0
Civic Arts Fund	215	28,310	62,642	89,950	1,002	62,642	63,182	462
Park-In Lieu Fund	216	1,788,967	165,000	419,246	1,534,721	160,000	299,246	1,395,475
Senior Bus Fund	218	120,138	5,800	58,662	67,276	5,600	58,662	14,214
Recreation Programs Fund	219	364,442	4,685,206	4,290,800	758,848	5,289,082	4,540,594	1,507,336
Traffic Signal Fund	220	737,413	55,000	452,648	339,765	56,000	2,648	393,117
Police Asset Forfeiture Fund	221	56,879	12,000	5,342	63,537	12,000	5,342	70,195
Measure J Growth Management Fund	222	911,980	1,695,000	1,503,122	1,103,858	1,345,000	1,403,122	1,045,736
Child Care Fund	223	109,426	88,705	71,301	126,830	91,826	71,351	147,305
Tidelands Fund	225	95,653	8,296	5,608	98,341	8,386	5,608	101,119
Solid Waste Reduction Fund	226	292,692	243,500	348,532	187,660	243,500	353,242	77,918
Abandoned Vehicle Fund	228	283,332	48,500	76,861	254,971	48,000	76,865	226,106
National Pollutant Discharge Elim. (NPDES)	229	1,676,112	855,000	1,441,415	1,089,697	845,000	1,463,533	471,164
Supplemental Law Enforcement Fund	232	10,976	225,600	225,100	11,476	225,600	225,100	11,976
Byrne Grant	233	0	60,000	60,000	0	42,980	42,980	0
CDBG Revolving Loan Fund	236	6,789,350	120,282	261,598	6,648,034	120,282	2,430	6,765,886
Traffic Safety Fund	237	20,188	85,300	85,093	20,395	85,300	85,093	20,602
PEG Fund	238	57	263,000	86,728	176,329	265,000	86,728	354,601
Street Impact Fund	241	345,674	1,466,962	1,462,286	350,350	1,540,110	1,535,361	355,099

ANTIOCH
2019-21 OPERATING BUDGET

SPECIAL REVENUE FUNDS

SUMMARY OF SPECIAL REVENUE FUNDS (Continued)								
Special Revenue Fund Title	Fund #	Estimated Balance 7/1/19	Proposed Revenues	Proposed Expend.	Estimated Balance 6/30/20	Proposed Revenues	Proposed Expend.	Estimated Balance 6/30/21
Maintenance District Funds:								
Lone Tree Way District	251	356,759	641,776	749,479	249,056	701,776	765,999	184,833
Downtown District	252	28,486	95,050	110,056	13,480	99,050	111,439	1,091
Almondridge District	253	89,073	102,820	117,304	74,589	110,325	117,738	67,176
Hillcrest Landscape Maintenance Dist.	254	404,619	883,683	1,007,787	280,515	893,583	903,396	270,702
Park District 1A	255	150,700	90,328	73,350	167,678	94,030	53,683	208,025
Park District 2A	256	294,019	599,575	752,767	140,827	607,975	669,382	79,420
Park Administration Fund	257	0	388,067	388,067	0	395,558	395,558	0
East Lone Tree District	259	84,424	164,194	180,547	68,071	163,994	171,469	60,596
East Lone Tree Benefit District Fund	270	1,768,976	938,000	1,002,574	1,704,402	937,000	1,002,574	1,638,828
CFD 2016-01 Police Protection	280	24,747	50,350	74,025	1,072	100,400	100,050	1,422
CFD 2018-01 Public Services	281	2,505	69,100	62,724	8,881	536,948	502,874	42,955
CFD 2018-02 Police Protection	282	(322)	50,350	50,025	3	100,400	100,050	353
Post Retirement Medical - Police	577	41,960	778,400	820,284	76	850,400	850,284	192
Post Retirement Medical – Miscellaneous	578	40,298	368,300	407,605	993	431,300	431,605	688
Post Retirement Medical - Management	579	85,296	590,500	663,728	12,068	677,500	688,728	840
TOTAL SPECIAL REVENUE FUNDS		\$19,409,838	\$23,571,473	\$23,956,904	\$19,024,407	\$27,256,392	\$25,476,386	\$20,804,413

ANTIOCH
2019-21 OPERATING BUDGET

SPECIAL REVENUE FUNDS

RMRA (209)

The Road Repair and Accountability Act of 2017 (SB 1) approved by the California legislature established a Road Maintenance and Repair Account (RMRA) in the state treasury that allocates monies to cities and counties for road maintenance and repair based upon a statutory formula. This fund was created by the City to account for monies received from the State under this act and spending of those funds.

RMRA (FUND 209)								
Statement of Revenues, Expenditures and Change in Fund Balance								
	2016-17	2017-18	2018-19	2018-19	2019-20	%	2020-21	%
	Actual	Actual	Budget	Revised	Proposed	Change	Proposed	Change
Beginning Balance, July 1	\$0	\$0	\$523,972	\$523,972	\$6,887		\$1,094,942	
Revenue Source:								
Revenue from Other Agencies	0	526,611	1,914,727	1,858,346	1,858,144	0%	4,401,484	137%
Investment Income	0	(2,531)	0	15,000	12,000	-20%	25,000	108%
Total Revenue	0	524,080	1,914,727	1,873,346	1,870,144	0%	4,426,484	137%
Expenditures:								
Services & Supplies	0	108	0	2,100	2,000	-5%	2,000	0%
Capital Projects	0	0	526,611	526,611	780,000	48%	2,674,000	243%
Transfer Out – Measure J Fund	0	0	1,861,720	1,861,720	0	-100%	0	0%
Internal Services	0	0	0	0	89	100%	89	0%
Total Expenditures	0	108	2,388,331	2,390,431	782,089	-67%	2,676,089	242%
Ending Balance, June 30	\$0	\$523,972	\$50,368	\$6,887	\$1,094,942		\$2,845,337	

The following is a list of budgeted capital projects:

Capital Projects	2018-19	2019-20	2020-21
	Revised	Proposed	Proposed
Sidewalk/Handicap/Ped Improvements	\$526,611	\$0	\$0
L Street Improvements	0	250,000	0
2018 Pavement Rehabilitation	0	530,000	2,674,000
Total Capital Projects	\$526,611	\$780,000	\$2,674,000

ANTIOCH
2019-21 OPERATING BUDGET

SPECIAL REVENUE FUNDS

FEDERAL ASSET FORFEITURE (210)

This fund accounts for monies and property seized during drug enforcement on Federal cases. The Federal government requires a separate fund to account for these activities.

FEDERAL ASSET FORFEITURE (FUND 210)								
Statement of Revenues, Expenditures and Change in Fund Balance								
	2016-17	2017-18	2018-19	2018-19	2019-20	%	2020-21	%
	Actual	Actual	Budget	Revised	Proposed	Change	Proposed	Change
Beginning Balance, July 1	\$15,291	\$15,312	\$15,352	\$15,352	\$339,925		\$5,335	
Revenue Source:								
Investment Income	52	69	125	1,000	50	-95%	50	0%
Other	0	0	338,301	338,301	0	-100%	0	0%
Total Revenue	52	69	338,426	339,301	50	-100%	50	0%
Expenditures:								
Services & Supplies	31	29	348,551	14,400	334,551	2223%	400	-83538%
Internal Services	0	0	328	328	89	-73%	89	0%
Total Expenditures	31	29	348,879	14,728	334,640	2172%	489	-68334%
Ending Balance, June 30	\$15,312	\$15,352	\$4,899	\$339,925	\$5,335		\$4,896	

ANTIOCH
2019-21 OPERATING BUDGET

SPECIAL REVENUE FUNDS

DELTA FAIR PROPERTY FUND (211)

The Delta Fair Property Fund was created when the City sold property it owned on Delta Fair Boulevard at the City's western City limits. The property was originally purchased from the State on the condition that it would be used for park and recreation purposes. When it was decided that the property was more suitable for commercial purposes and should be sold or leased, the State gave its permission on the condition that proceeds be used for park purposes for those parks constructed prior to 1980.

DELTA FAIR PROPERTY (FUND 211)								
Statement of Revenues, Expenditures and Change in Fund Balance								
	2016-17	2017-18	2018-19	2018-19	2019-20	%	2020-21	%
	Actual	Actual	Budget	Revised	Proposed	Change	Proposed	Change
Beginning Balance, July 1	\$178,780	\$83,405	\$137,172	\$137,172	\$2,982		\$58,277	
Revenue Source:								
Investment Income	1,413	198	1,500	2,000	1,500	-25%	1,500	0%
Current Service Charges	53,900	54,100	53,900	54,300	54,300	0%	54,300	0%
Total Revenue	55,313	54,298	55,400	56,300	55,800	-1%	55,800	0%
Expenditures:								
Services & Supplies	389	227	450	450	450	0%	450	0%
Park Facilities Upgrades	150,000	0	200,000	190,000	0	-100%	0	0%
Internal Services	299	304	40	40	55	38%	55	0%
Total Expenditures	150,688	531	200,490	190,490	505	-100%	505	0%
Ending Balance, June 30	\$83,405	\$137,172	(\$7,918)	\$2,982	\$58,277		\$113,572	

ANTIOCH

2019-21 OPERATING BUDGET

SPECIAL REVENUE FUNDS

COMMUNITY DEVELOPMENT BLOCK GRANT (CDBG) Fund (212)

The Community Development Block Grant program, funded through the Department of Housing and Urban Development, is administered through the Community Development Department. As an “entitlement community” the City receives annual grant funds for activities and services which benefit low and moderate income persons, provide infrastructure improvements in low/moderate areas, or aid in the elimination of slums and blight.

2018-2019 Accomplishments:

- Received HUD approval for Antioch 2017-18 Action plan, and approval of the 2016-17 Consolidated Annual Performance and Evaluation Report (CAPER).
- In the 2017-18 Action Plan, provided funding to deliver fair housing and tenant/landlord counseling, and for public service, economic development, and infrastructure projects and programs. This includes: funding for youth activities including recreation scholarships, sexual assault intervention and foster youth advocacy (new); funding for activities and programs of the Antioch Senior Center, including the Senior Lunch program, vision testing, legal services, and Care Management, as well as home meal delivery and advocacy for persons in care facilities; funding for roadway and handicap accessibility improvements; funding for economic development to help lower income persons become trained as child care business owners and job training in administrative services and the construction industry; funding to address blight, code violations, and substandard living conditions in qualifying areas of City; and funding for rehabilitation loans and minor repair grants to low-income homeowners, as well as to develop and launch a first time homebuyer program.
- Worked with the CDBG Consortium, made up of other entitlement communities and the County, in coordinating all CDBG activities to reduce administrative burden, sharing information, making improvements to the City Data Services on-line reporting system for grantees, and coordinating the grant application processes.
- With Consortium members, conducted grant renewal process for FY 2018-19, the second year of the three-year grant cycle, engaged in all required processes to develop the 2018-19 Action Plan, and wrote 2018-19
- Served as Chair, and then Vice Chair of the Contra Costa Council on Homelessness, the governing board of the Contra Costa Homeless Continuum of Care.

2020 & 2021 Objectives:

- Fund activities and programs that serve the needs of Antioch residents (2019-20 will be the last year of the three-year funding cycle and will end the 2015-20 Consolidated Plan).
- Monitor and maintain adequate records and provide technical support to ensure that the CDBG program is operating as efficiently as possible.
- Conclude the development and adoption of a county-wide Assessment of Fair Housing (AFH) to cover FY 2019-25, in conjunction with the Contra Costa Consortium and Housing Authorities of Contra Costa, Pittsburg, and Richmond.
- Conclude the Needs Assessment phase of the development of the 2020-25 Consolidated Plan, analyze Antioch data from AFH with public comments on needs and extensive Needs Survey to develop draft priorities for funding.
- Conduct public processes, including a study session with City Council and public hearings, to obtain resident input on needs and priorities for the 2020-25 ConPlan.
- Conduct 2-year 2020-22 Grant Cycle process with Contra Costa Consortium members, which includes soliciting proposals from nonprofit agencies, staff review for eligibility; Council subcommittee and staff review, ranking and rating evaluation process, public hearing for input from Council and public, adoption of FY 2020-21 Action Plan by Council, and submission to HUD by May 15, 2020.

ANTIOCH
2019-21 OPERATING BUDGET

SPECIAL REVENUE FUNDS

COMMUNITY DEVELOPMENT BLOCK GRANT (CDBG) Fund (212) (Continued)

Neighborhood Stabilization Program (NSP)

On July 30, 2008, President Bush signed into law the 2008 Housing and Economic Recovery Act (HERA). HERA included a special allocation of CDBG funds, known as Neighborhood Stabilization Program (NSP) funds. NSP provides targeted emergency assistance to state and local governments to acquire and redevelop abandoned and foreclosed residential properties that might otherwise become sources of abandonment and blight within our communities. Antioch received an allocation of \$4,049,228 and 10% of the total allocation is available for program administration. As such, separate goals and accomplishments are outlined for this program.

2018-2019 Accomplishments:

- Construction on Tabora Gardens proceeded with only a slight delay due to rains. Project completed and Grand Opening held June 6, 2018 with about 80% occupancy by end of June.
- Continued necessary grant reporting and administration.

2020 & 2021 Objectives:

- Close out NSP grant entirely with HUD.
- Include monitoring of funded projects in Housing plan.

ANTIOCH
2019-21 OPERATING BUDGET

SPECIAL REVENUE FUNDS

COMMUNITY DEVELOPMENT BLOCK GRANT (CDBG) Fund (212) (Continued)

COMMUNITY DEVELOPMENT BLOCK GRANT (FUND 212)								
Statement of Revenues, Expenditures and Change in Fund Balance								
	2016-17	2017-18	2018-19	2018-19	2019-20	%	2020-21	%
	Actual	Actual	Budget	Revised	Proposed	Change	Proposed	Change
Beginning Balance, July 1	\$29,811	(\$111,414)	\$89,147	\$89,147	\$172,789		\$172,789	
Revenue Source:								
Revenue from Other Agencies	393,357	1,812,708	901,964	960,837	966,921	1%	736,921	-24%
Other	21,590	100,039	50,000	50,000	0	-100%	0	0%
Total Revenue	414,947	1,912,747	951,964	1,010,837	966,921	-4%	736,921	-24%
Expenditures:								
Personnel	74,021	67,946	129,345	129,345	0	-100%	0	0%
Services & Supplies	482,151	1,644,240	776,016	797,850	966,921	21%	736,921	-24%
Total Expenditures	556,172	1,712,186	905,361	927,195	966,921	4%	736,921	-24%
Ending Balance June 30	(\$111,414)	\$89,147	\$135,750	\$172,789	\$172,789		\$172,789	

ANTIOCH
2019-21 OPERATING BUDGET

SPECIAL REVENUE FUNDS

GAS TAX FUND (213)

The City receives gas tax funds from the State under the State Street and Highways Code. The gas tax funds are limited to research, planning, construction, improvement, maintenance and operation of public streets. The City also uses these funds to pay for maintenance and operation of streetlights.

GAS TAX FUND (FUND 213)								
Statement of Revenues, Expenditures and Change in Fund Balance								
	2016-17	2017-18	2018-19	2018-19	2019-20	%	2020-21	%
	Actual	Actual	Budget	Revised	Proposed	Change	Proposed	Change
Beginning Balance, July 1	\$1,188,689	\$1,559,969	\$1,816,117	\$1,816,117	\$1,873,801		\$2,127,938	
Revenue Source:								
Revenue from Other Agencies	2,205,161	2,403,972	2,542,980	2,408,475	2,967,386	23%	2,860,000	-4%
Investment Income	1,675	9,242	30,000	25,000	25,000	0%	25,000	0%
Other	42,703	36	0	1,280	0	-100%	0	0%
Transfers In	2,800,000	0	0	0	0	0%	0	0%
Total Revenues	5,049,539	2,413,250	2,572,980	2,434,755	2,992,386	23%	2,885,000	-4%
Expenditures:								
Personnel	2,527	7,940	31,591	31,617	79,455	151%	132,700	67%
Services & Supplies	357,503	371,983	371,000	386,000	396,000	3%	406,000	3%
Capital Projects	2,742,086	218,097	30,000	195,500	575,000	194%	1,105,000	100%
Transfers Out	1,564,913	1,547,390	1,674,791	1,736,943	1,660,143	-4%	1,199,525	-28%
Internal Services	11,230	11,692	27,011	27,011	27,651	2%	27,651	0%
Total Expenditures	4,678,259	2,157,102	2,134,393	2,377,071	2,738,249	15%	2,870,876	5%
Ending Balance, June 30	\$1,559,969	\$1,816,117	\$2,254,704	\$1,873,801	\$2,127,938		\$2,142,062	

ANTIOCH
2019-21 OPERATING BUDGET

SPECIAL REVENUE FUNDS

GAS TAX FUND (213) (Continued)

The following is a list of budgeted capital projects:

Capital Projects	2018-19 Revised	2019-20 Proposed	2020-21 Proposed
Pavement Management System	\$44,000	\$0	\$30,000
Traffic Calming	0	75,000	75,000
Amtrak Station Improvements	0	100,000	0
Streetlight Improvements	0	0	500,000
Median Island Improvements	151,500	300,000	400,000
Curb Painting Program	0	100,000	100,000
Total Capital Projects	\$195,500	\$575,000	\$1,105,000

ANTIOCH
2019-21 OPERATING BUDGET

SPECIAL REVENUE FUNDS

ANIMAL CONTROL FUND (214)

In 1978 the citizens of Antioch overwhelmingly voted for Measure A. This measure was for re-establishing, maintaining and operating a City animal shelter. Measure A authorized funds to be appropriated annually by the City Council. This fund accounts for revenues and expenditures of the City's animal services program. A portion of the revenues required to operate this function comes from animal licenses and shelter, adoption, handling, and impound fees. The remainder comes from a subsidy from the General Fund.

ANIMAL CONTROL FUND 214								
Statement of Revenues, Expenditures and Change in Fund Balance								
	2016-17 Actual	2017-18 Actual	2018-19 Budget	2018-19 Revised	2019-20 Proposed	% Change	2020-21 Proposed	% Change
Beginning Balance, July 1	\$213,938	\$82,400	\$4,500	\$4,500	\$0		\$0	
Revenue Source:								
Current Service Charges	209,077	212,116	323,000	255,107	216,100	-15%	216,100	0%
Investment Income	763	169	100	100	100	0%	100	0%
Revenue from Other Agencies	0	4,500	0	120,840	0	-100%	0	0%
Other Revenue	103,231	57,228	10,500	27,321	30,500	12%	30,500	0%
Transfer In – General Fund	420,859	722,138	1,004,528	1,012,182	1,483,186	47%	1,758,890	19%
Total Revenue	733,930	996,151	1,338,128	1,415,550	1,729,886	22%	2,005,590	16%
Expenditures:								
Personnel	565,827	751,169	1,104,882	1,080,908	1,393,821	29%	1,668,707	20%
Services & Supplies	299,062	322,297	237,154	338,550	335,467	-1%	336,833	0%
Transfers Out - Honeywell	579	585	592	592	598	0%	50	-92%
Total Expenditures	865,468	1,074,051	1,342,628	1,420,050	1,729,886	22%	2,005,590	16%
Ending Balance, June 30	\$82,400	\$4,500	\$0	\$0	\$0		\$0	
				Funded	Funded		Funded	
				2018-19	2019-20		2020-21	
Funded FTE's				7.20	11.20		11.20	

ANTIOCH
2019-21 OPERATING BUDGET

SPECIAL REVENUE FUNDS

ANIMAL CONTROL FUND (214) (Continued)

ANIMAL SERVICES DIVISION

The Antioch Animal Services Center is responsible for the enforcement of State laws and City ordinances relating to the care, control and protection of animals and of our citizens. Officers' responsibilities include confining and picking up of stray, sick, vicious and dead animals; management of vaccination clinic; issuance of dog licenses; patrolling the City streets; control of animal nuisance problems and animal euthanasia. The Animal Shelter also provides adoption and volunteer and education programs.

ANIMAL SERVICES (214-3320)								
	2016-17	2017-18	2018-19	2018-19	2019-20	%	2020-21	%
	Actual	Actual	Budget	Revised	Proposed	Change	Proposed	Change
Source of Funds:								
Current Service Charges	209,077	212,116	323,000	255,107	216,100	-15%	216,100	0%
Investment Income	763	169	100	100	100	0%	100	0%
Revenue from Other Agencies	0	0	0	120,840	0	-100%	0	0%
Other	103,231	57,228	10,500	27,321	30,500	12%	30,500	0%
Transfers In – General Fund	420,859	722,138	1,004,528	1,012,182	1,483,186	47%	1,758,890	19%
Total Source of Funds	733,930	991,651	1,338,128	1,415,550	1,729,886	22%	2,005,590	16%
Use of Funds:								
Personnel	565,388	751,169	1,104,882	1,080,908	1,393,821	29%	1,668,707	20%
Services & Supplies	296,991	241,720	232,654	334,050	335,467	0%	336,833	0%
Transfers Out - Honeywell	579	585	592	592	598	1%	50	-92%
Total Use of Funds	862,958	993,474	1,338,128	1,415,550	1,729,886	22%	2,005,590	16%
Funded FTE'S	5.10	7.20	7.20	7.20	11.20		11.20	

ANTIOCH
2019-21 OPERATING BUDGET

SPECIAL REVENUE FUNDS

ANIMAL CONTROL FUND (214) (Continued)

MADDIES GRANT DIVISION

This division accounts for grant monies received by the animal shelter.

MADDIES GRANT (214-3325)								
	2016-17 Actual	2017-18 Actual	2018-19 Budget	2018-19 Revised	2019-20 Proposed	% Change	2020-21 Proposed	% Change
Source of Funds:								
Revenue from Other Agencies	0	4,500	0	0	0	0%	0	0%
Total Source of Funds	0	4,500	0	0	0	0%	0	0%
Use of Funds:								
Personnel	439	0	0	0	0	0%	0	0%
Services & Supplies	2,071	80,577	4,500	4,500	0	-100%	0	0%
Total Use of Funds	2,510	80,577	4,500	4,500	0	-100%	0	0%
Funded FTE'S	0.00	0.00	0.00	0.00	0.00		0.00	

ANTIOCH

2019-21 OPERATING BUDGET

SPECIAL REVENUE FUNDS

CIVIC ARTS FUND (215)

This fund accounts for the City's Civic Arts Administration program. Revenue for this fund comes from the City's 10% Transient Occupancy Tax (TOT). The General Fund, through various departments, also supports civic arts; providing support to annual parades and community events. A Civic Enhancement Grant Program was introduced in FY 2018-2019 to support events and beautification projects coordinated by nonprofit organizations. This program is funded by the General Fund. Arts and cultural programs connect residents to Antioch's rich history, cultural diversity, and the arts. The City partners with many community organizations to bring exhibits, music, and theater to life throughout the year. Young and old, and individuals and families, are more engaged in their community when they are involved in the arts which enriches the entire community.

2018-19 Accomplishments:

- Introduced the Civic Enhancement Community Grant Program to enhance community efforts towards beautification and civic celebrations
- Hosted Six Summer Concerts in Waldie Plaza along the San Joaquin River in July and August; primarily funded by the Civic Arts Fund
- Provided facility and exhibit assistance for the Annual Black History Exhibit coordinated by Ruah Ministries
- Introduced a Martin Luther King, Jr. Day of Service - a civic volunteer and enhancement event for all ages
- Supported city events and community organizations as needed such as Delta Blues Festival and Martin Luther King Jr. community celebrations
- Enhanced the winter Holiday parade and community event for children and families
- Assisted with the annual Veteran's Day Parade and Memorial Day Parade
- Partnered with Contra Costa County to coordinate the Red Sand Project, a community awareness program
- Provided facility and production assistance for local theater groups in the Nick Rodriguez Community Center Theater
- Maintained Lynn House facility in preparation for future uses.

2020 & 2021 Objectives:

- Continue to manage the Civic Enhancement Community Grant Program
- Coordinate Antioch's Summer Concert Series in Waldie Plaza during July & August; seek additional funding to enhance and increase the number of concerts
- Continue managing the Lynn House for future uses
- Provide support to community organizations and civic celebrations such as the Black History Exhibit
- Assist with the traditional community parades: Memorial Day, July 4th, Veteran's Day, Holiday DeLites
- Coordinate the Martin Luther King, Jr. Day of Service; enhance community participation
- Purchase a new mobile stage for City and community events

ANTIOCH
2019-21 OPERATING BUDGET

SPECIAL REVENUE FUNDS

CIVIC ARTS FUND (215) (Continued)

CIVIC ARTS (FUND 215)								
Statement of Revenues, Expenditures and Change in Fund Balance								
	2016-17	2017-18	2018-19	2018-19	2019-20	%	2020-21	%
	Actual	Actual	Budget	Revised	Proposed	Change	Proposed	Change
Beginning Balance, July 1	\$31,241	\$53,307	\$24,988	\$24,988	\$28,310		\$1,002	
Revenue Source:								
Investment Income	127	50	25	1,000	500	-50%	500	0%
Transient Occupancy Tax	53,913	37,500	37,500	61,700	62,142	1%	62,142	0%
Total Revenue	54,040	37,550	37,525	62,700	62,642	0%	62,642	0%
Expenditures:								
Services & Supplies	29,166	62,983	44,364	44,279	64,252	45%	37,484	-42%
Internal Services	2,808	2,886	15,099	15,099	25,698	70%	25,698	0%
Total Expenditures	31,974	65,869	59,463	59,378	89,950	51%	63,182	-30%
Ending Balance, June 30	\$53,307	\$24,988	\$3,050	\$28,310	\$1,002		\$462	

ANTIOCH
2019-21 OPERATING BUDGET

SPECIAL REVENUE FUNDS

PARK IN-LIEU FUND (216)

Developers are required to donate land and/or improvements or pay an equivalent fee for neighborhood parks. Fees are placed in the Park-In-Lieu Fund, and used for acquisition of additional park land, and to pay for design and improvements to donated park acreage. Fees are based on the number of housing units built annually.

PARK IN LIEU (FUND 216)								
Statement of Revenues, Expenditures and Change in Fund Balance								
	2016-17 Actual	2017-18 Actual	2018-19 Budget	2018-19 Revised	2019-20 Proposed	% Change	2020-21 Proposed	% Change
Beginning Balance, July 1	\$1,378,843	\$1,423,057	\$1,681,084	\$1,681,084	\$1,788,967		\$1,534,721	
Revenue Source:								
Investment Income	5,311	5,770	6,500	25,000	15,000	-40%	10,000	-33%
Licenses & Permits	142,268	256,071	105,000	335,883	150,000	-55%	150,000	0%
Total Revenues	147,579	261,841	111,500	360,883	165,000	-54%	160,000	-3%
Expenditures:								
Services & Supplies	2,991	2,924	3,000	3,000	28,000	833%	3,000	-89%
Park Facilities Upgrades	99,496	0	250,000	250,000	390,000	56%	295,000	-24%
Internal Services	878	890	0	0	1,246	100%	1,246	0%
Total Expenditures	103,365	3,814	253,000	253,000	419,246	66%	299,246	-29%
Ending Balance, June 30	\$1,423,057	\$1,681,084	\$1,539,584	\$1,788,967	\$1,534,721		\$1,395,475	

ANTIOCH
2019-21 OPERATING BUDGET

SPECIAL REVENUE FUNDS

SENIOR BUS FUND (218)

In 2012 Tri Delta Transit incorporated the Senior Bus Program into the Dial-a-Ride service. This fund's remaining balance is used to bridge the seniors into this program so that significant transportation increases were not imposed on this population with fixed incomes. This fund also transfers a small amount of funds into the Senior Program budget for administration. This fund is made up of grant monies that cannot be used for other purposes.

2018-2019 Accomplishments:

- Ensured equal access to transportation by maintaining a ticket tracking system to purchase subsidized tickets.
- Monitored fare rates for subsidized tickets; maintained the subsidized ticket fare of \$1.50.
- Sustained a working partnership with Tri-Delta Transit service to ensure minimal impact to senior riders.
- Purchased tickets in bulk; provided ticket sales at the Senior Center as a service to individual users.

2020 & 2021 Objectives:

- Continue educating senior citizens in the community on transportation options and associated costs to support independent living.
- Increase fare rates to \$2.00 to keep pace with rising costs and sustain the trust fund into future years.
- Maintain subsidy budget tracking from ticket sales provided by Tri-Delta Transit.
- Continue to monitor ticket sales to insure qualified Antioch senior riders have equal opportunity to purchase subsidized tickets.
- Monitor use and trends in transportation and make recommendations for future transportation alternatives; consider alternative system for Seniors to access transportation to and from Senior Center in addition to the current system.

ANTIOCH
2019-21 OPERATING BUDGET

SPECIAL REVENUE FUNDS

SENIOR BUS FUND (218) (Continued)

SENIOR BUS (FUND 218)								
Statement of Revenues, Expenditures and Change in Fund Balance								
	2016-17	2017-18	2018-19	2018-19	2019-20	%	2020-21	%
	Actual	Actual	Budget	Revised	Proposed	Change	Proposed	Change
Beginning Balance, July 1	\$208,538	\$185,114	\$161,764	\$161,764	\$120,138		\$67,276	
Revenue Source:								
Investment Income	557	850	800	1,000	800	-20%	600	-25%
Current Service Charges	4,727	5,000	5,000	5,000	5,000	0%	5,000	0%
Total Revenues	5,284	5,850	5,800	6,000	5,800	-3%	5,600	-3%
Expenditures:								
Services & Supplies	21,008	21,500	21,500	21,125	31,500	49%	31,500	0%
Transfer Out – Recreation Fund	7,700	7,700	7,700	7,700	7,700	0%	7,700	0%
Internal Services	0	0	18,801	18,801	19,462	4%	19,462	0%
Total Expenditures	28,708	29,200	48,001	47,626	58,662	23%	58,662	0%
Ending Balance, June 30	\$185,114	\$161,764	\$119,563	\$120,138	\$67,276		\$14,214	

ANTIOCH 2019-21 OPERATING BUDGET

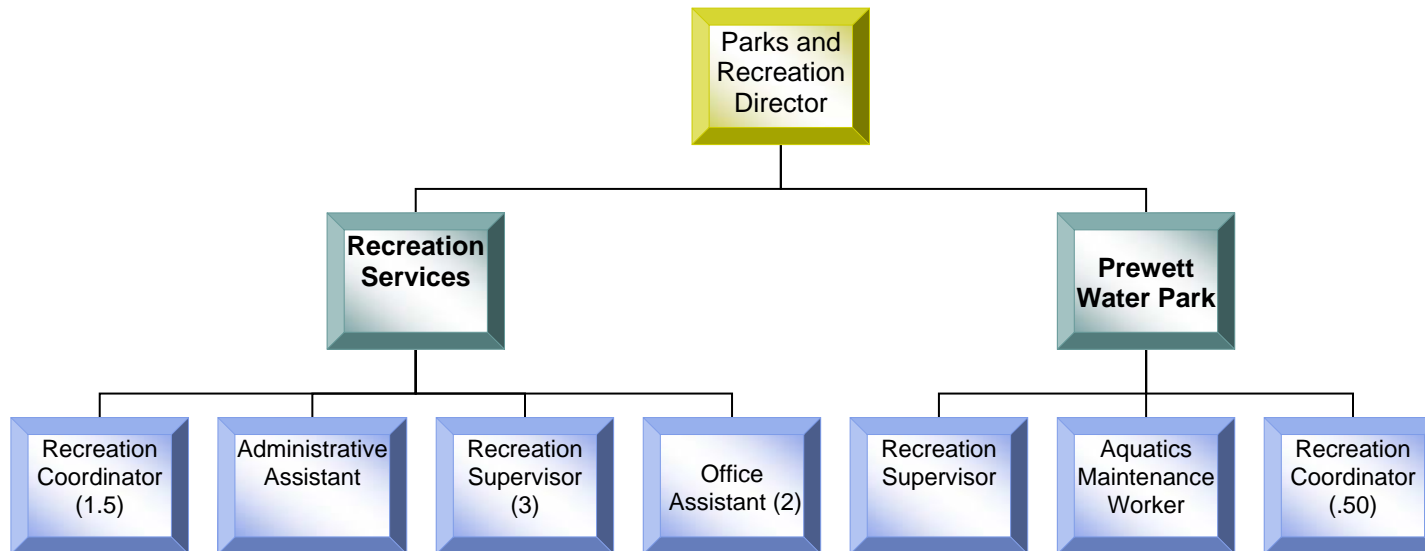
SPECIAL REVENUE FUNDS

RECREATION SERVICES FUND (219)

Recreation Services unifies and strengthens the community by creating experiences that inspire life-long learning. Programs focus on youth and family enrichment, early childhood learning, healthy lifestyles, sports and fitness, and services for older adults. The department maintains a variety of facilities and spaces that are safe, clean and green. These well-maintained facilities host city programs; they are also available for reservation by residents. Recreation Services collaborates with community organizations to create a sense of place and host civic events, and promotes environmental stewardship and fostering human development.

The Department is a leader in creating a community that is highly desirable within the region. A Parks and Recreation Director provides department management and leadership, while nine full-time (11 FTE) staff are supported by seasonal and temporary employees to engage the community and carry out the goals, tasks and activities that result in high quality programs and services. A seven-member Parks and Recreation Commission is appointed by the City Council to represent the community, provide input to City staff on various projects, and advise the City Council on strategic initiatives.

Recreation Services ensures that all residents have access to the benefits of local parks and recreation: programs, facilities, places and spaces that make their lives and communities great.



# of Funded Positions	# of Positions Filled	# Vacant Funded Positions	# Proposed New Positions
11.00	10.00	1.00	1.00

ANTIOCH
2019-21 OPERATING BUDGET

SPECIAL REVENUE FUNDS

RECREATION SERVICES FUND (219) (Continued)

RECREATION SERVICES (FUND 219)								
Statement of Revenues, Expenditures and Change in Fund Balance								
	2016-17	2017-18	2018-19	2018-19	2019-20	%	2020-21	%
	Actual	Actual	Budget	Revised	Proposed	Change	Proposed	Change
Beginning Balance, July 1	\$178,473	\$243,593	\$309,368	\$309,368	\$364,442		\$758,848	
Revenue Source:								
Investment Income	1,662	2,098	500	3,000	2,000	-33%	2,000	0%
Revenue from Other Agencies	41,000	43,000	43,000	101,109	43,000	-57%	43,000	0%
Current Service Charges	932,789	1,076,794	1,183,000	2,045,500	2,072,500	1%	2,103,500	1%
Other	20,847	27,668	27,000	30,520	30,500	0%	32,500	7%
Transfer in from General Fund	925,423	729,623	771,468	1,289,292	2,459,506	91%	3,030,382	23%
Transfer in from Prewett Fund	0	0	0	25,629	0	-100%	0	0%
Transfer in from Senior Bus Fund	7,700	7,700	7,700	7,700	7,700	0%	7,700	0%
Transfer in from Child Care Fund	35,000	35,000	35,000	70,000	70,000	0%	70,000	0%
Total Revenue	1,964,421	1,921,883	2,067,668	3,572,750	4,685,206	31%	5,289,082	13%
Expenditures:								
Personnel	1,072,508	1,075,847	1,186,890	1,970,734	2,642,484	34%	2,844,713	8%
Services & Supplies	816,423	769,779	826,183	1,526,270	1,627,413	7%	1,694,124	4%
Transfer Out - Honeywell	10,370	10,482	10,595	20,672	20,903	1%	1,757	-92%
Total Expenditures	1,899,301	1,856,108	2,023,668	3,517,676	4,290,800	22%	4,540,594	6%
Ending Balance, June 30*	\$243,593	\$309,368	\$353,368	\$364,442	\$758,848		\$1,507,336	

*The ending balance in the fund is committed to youth programs/services, sports field, turf field and memorial field maintenance.

ANTIOCH
2019-21 OPERATING BUDGET

SPECIAL REVENUE FUNDS

RECREATION SERVICES FUND (219) (Continued)

RECREATION SERVICES STAFFING SUMMARY			
	Funded 2018-19	Funded 2019-20	Funded 2020-21
Funded FTE's:			
Senior Programs and Services	2.00	2.00	2.00
Sports	1.00	1.00	1.00
Community Recreation	4.00	5.00	5.00
Water Park Operations	3.00	3.00	3.00
Total Recreation Funded FTE's	10.00	11.00	11.00

ANTIOCH
2019-21 OPERATING BUDGET

SPECIAL REVENUE FUNDS

RECREATION SERVICES FUND (219) (Continued)

NICK RODRIGUEZ COMMUNITY CENTER (219-4410)

The Nick Rodriguez Community Center is located in the Historic Downtown District of Antioch. It is a popular facility for casual events that are provided by local organizations and individuals. A signature feature within the Community Center is the community theater. This quaint theater is the primary home for youth and children theater companies; it seats two hundred people and is an excellent venue for youth productions that build self-esteem and confidence. Throughout the Center, the multi-use room, arts & crafts room, conference room and physical fitness room provide an excellent venue for classes and meetings.

2018-2019 Accomplishments:

- Increased rental income 30%
- Hosted two community theater production companies with a total of 8 productions annually
- Redesigned lobby as a new welcome center
- Updated rental application forms to improve customer service and streamline operations
- Maintained “open house” hours for individuals and groups interested in viewing the facility
- Hosted new rental uses such as government town hall meetings and long-term contracts with local churches
- Introduced new services and enrichment programs for older adults; art classes, gentle health and fitness, peer group support and counseling, Spanish classes

2020 & 2021 Objectives:

- Increase the number of weekday and evening rentals
- Increase the number of long-term rental contracts and relationships
- Increase the number of successful fee-based classes and programs
- Improve staff in-service trainings to raise the level of standard for customer service
- Continue to revise and streamline the rental process for customers; benchmark the rental fees against similar community centers
- Improve facility maintenance and upkeep; including standardizing and updating bathrooms and kitchen; painting building and establishing a volunteer garden club to add to the beauty of the Center and Downtown Antioch
- Create a sustainability program for properly disposing of waste
- Complete the furnishing and enhancement efforts to improve the front lobby welcome area
- Update the Fitness room to include classes and furniture for all-abilities

ANTIOCH
2019-21 OPERATING BUDGET

SPECIAL REVENUE FUNDS

RECREATION SERVICES FUND (219) (Continued)

NICK RODRIGUEZ COMMUNITY CENTER (219-4410)								
	2016-17	2017-18	2018-19	2018-19	2019-20	%	2020-21	%
	Actual	Actual	Budget	Revised	Proposed	Change	Proposed	Change
Source of Funds:								
Investment Income	1,662	2,098	500	3,000	2,000	-33%	2,000	0%
Current Service Charges	6,621	53,067	45,000	53,000	53,000	0%	53,000	0%
Other	24	0	0	0	0	0%	0	0%
Transfer in from General Fund	726,556	14,378	26,930	22,631	39,825	76%	47,265	19%
Total Source of Funds	734,863	69,543	72,430	78,631	94,825	21%	102,265	8%
Use of Funds:								
Personnel	9,643	22,490	13,330	19,290	20,359	6%	22,799	12%
Services & Supplies	54,815	47,053	59,100	59,341	74,466	25%	79,466	7%
Transfer Out - Honeywell	10,370	0	0	0	0	0%	0	0%
Total Expenditures	74,828	69,543	72,430	78,631	94,825	21%	102,265	8%
Funded FTE'S	0.00	0.00	0.00	0.00	0.00		0.00	

ANTIOCH
2019-21 OPERATING BUDGET

SPECIAL REVENUE FUNDS

RECREATION SERVICES FUND (219) (Continued)

SENIOR PROGRAMS AND SERVICES (219-4420)

Senior programs and services provide inclusive experiences that strengthen the socialization, recreation, information, and referral needs of Antioch's active older adults, low income seniors, and the frail elderly. Staff maintains the Antioch Senior Center facility, collaborates with the Antioch Senior Club on programs and activities, and administers numerous social services such as the County Senior Nutrition program. Volunteers are an important part of senior programs and services as well as fundraising, grant writing, and developing community partnerships.

The Senior Nutrition Program is recognized by Contra Costa County as Site #13 and serves the highest number of meals in the program. It is commonly known as Co. Co. Café. Staff facilitates the distribution of daily meals including reservations and fee collection, monitors quality control, and submits required reports. The program serves nutritious meals to all seniors 60 years and older five days a week and relies on a high number of volunteers to ensure a quality experience. Lunch fees are suggested at \$2.00 per meal.

2018-2019 Accomplishments:

- Collaborated with Tri-Delta Transit Dial-a-ride to secure daily round trip transportation for meal participants.
- Redesigned the Antioch Senior Center Newsletter to be more user-friendly and to highlight senior services and resources available to seniors in the community. Reduced the number of pages to streamline costs; expanded the distribution options including email and web viewing.
- Continued to improve the tracking and reporting systems for the Community Development Block Grant funding sources (CDBG).
- Partnered with Contra Costa County Co.Co.Cafe, Rotary Club, Sutter Delta Medical Group, Umpqua Bank and Antioch Lions Club to provide a successful Annual Senior Picnic for 100+ seniors from local convalescent homes and assisted living facilities.
- Upgraded maintenance supplies and equipment in the restrooms to provide a more functional and economic maintenance service.
- Installed new drinking fountains in the Senior Center and the Nick Rodriguez Community Center.
- Enhanced Senior Services by networking with outside agencies to provide seniors with more informational referrals and assistance (i.e. Senior Fraud prevention, Spanish and Chinese Peer Counseling, AARP Safe Drivers Course, California Highway Patrol, The National Federation of the Blind, Contra Costa County Aging and Adult Services, Alzheimer's Association of Contra Costa, Kaiser Permanente, Food Bank, Kumon).
- Collaborated with local senior and community organizations; Antioch Historical Society, Bedford Center, East Bay Regional Park District, East Contra Costa County Senior Coalition, Sons of Italy, and the Lion's Club for experiences and opportunities that are not traditionally offered.
- Maintained status as the largest serving nutrition site out of the 18 C.C. Cafes in the County. Met all county policy and procedures standards.
- Created and implemented a new participant fact sheet to promote easy registration for the senior nutrition program and provide a Q&A for frequently asked questions.
- Increased volunteer hours by 30% over the previous year – more than 22,000 hours. Established a new volunteer hour tracking system for auditing purposes.
- Coordinated the annual Senior Resource Fair which delivered on the concept of "Connecting Residents to Resources".

ANTIOCH
2019-21 OPERATING BUDGET

SPECIAL REVENUE FUNDS

RECREATION SERVICES FUND (219) (Continued)

2020 & 2021 Objectives:

- Increase the number of partnerships with downtown Antioch merchants, aging and adult services, and community organizations; become the resource and information hub for people of all ages seeking relevant senior related information, educational seminars, and workshops.
- Increase community participation in senior services, programs and events by creating press releases, social media posts, flyers and networking.
- Expand fee based senior programming opportunities targeting the younger 50-60+ active adults in all recreational facilities.
- Increase the number of programs that create cultural unity by providing volunteers and services in various languages, celebrating cultural practices, and offering classes that teach multi-cultural skills and activities.
- Increase daily participation numbers for total meals served by an additional 3%, with an overall goal of increasing participation numbers 6% by 2019.
- Establish a monthly in-service training with all active volunteers and staff to address common concerns, issues and ideas, and foster human development.
- Continue to upgrade the membership card program in conjunction with the new Active computer database system.
- Continue to stream line Active Data entry and reporting in order to enhance CDBG tracking and reporting for additional funding.
- Improve the building appearance by installing more visible signage on the exterior of the building to promote awareness of the senior services facility within the community and attract new participants.
- Create a sustainability program for properly disposing of waste.
- Improve facility maintenance by updating and increasing standards for maintenance tasks.
- Upgrade bathroom to be ADA compliant.
- Update the kitchen with new countertops.
- Diversify the number and type of weekly programming.
- Focus on 4 large scale events a year – one per quarter – to promote and celebrate the aging community.
- Maintain all staff and active volunteers up to date on CPR and safety trainings.
- Create and develop a new senior services web page on the City website.

ANTIOCH
2019-21 OPERATING BUDGET

SPECIAL REVENUE FUNDS

RECREATION SERVICES FUND (219) (Continued)

SENIOR PROGRAMS AND SERVICES (219-4420)								
	2016-17 Actual	2017-18 Actual	2018-19 Budget	2018-19 Revised	2019-20 Proposed	% Change	2020-21 Proposed	% Change
Source of Funds:								
Revenue from Other Agencies	41,000	43,000	43,000	43,000	43,000	0%	43,000	0%
Other	12,485	18,455	15,000	15,000	15,000	0%	15,000	0%
Transfer in from General Fund	198,867	139,725	232,400	223,713	295,065	32%	334,486	13%
Transfer in from Senior Bus	7,700	7,700	7,700	7,700	7,700	0%	7,700	0%
Total Source of Funds	260,052	208,880	298,100	289,413	360,765	25%	400,186	11%
Use of Funds:								
Personnel	189,959	146,186	256,240	217,375	294,539	35%	322,082	9%
Services & Supplies	70,093	62,694	41,860	72,038	66,226	-8%	78,104	18%
Total Use of Funds	260,052	208,880	298,100	289,413	360,765	25%	400,186	11%
Funded FTE'S	2.00	2.00	2.00	2.00	2.00		2.00	

ANTIOCH
2019-21 OPERATING BUDGET

SPECIAL REVENUE FUNDS

RECREATION SERVICES FUND (219) (Continued)

SPORTS PROGRAMS (219-4450)

Sports and recreation programs are fundamental towards building a healthy lifestyle and healthy community. Youth and adults are invited to participate in a variety of sports activities throughout the year. Youth activities are based on a philosophy of kids first, winning second. Instruction, sportsmanship, competition and fun are part of every activity. The adult activities are conducted in a controlled, positive atmosphere with offerings in both a competitive and social level. Activities represent traditional sports, community needs, and recreational sport trends. Community sports and nonprofit organizations rely on city fields and facilities for their programs, and staff collaborates with numerous groups to ensure that sports and recreation is accessible for everyone.

Snack Bar/Concession Operations contribute to a positive sports and recreation experience. Concession services are provided primarily at the sports complex located at Antioch Community Park, and the facility is open to correspond with scheduled activities that occur between April and November.

2018-2019 Accomplishments:

- Reserved 100% of the weekends that ball fields were available at the Antioch Community Park for the fifth consecutive year.
- Continued to exceed basic standards for concession operations for cleanliness, maintenance, safety and sanitation.
- Increased participation by 20% in the winter youth basketball program.
- Improved staff-tailgate safety programs to increase the safety of participants, residents, staff and volunteers.
- Developed a spring basketball camp for youth in grades 1 thru 6.
- Created and maintained a weekly maintenance schedule dedicated to the soccer complex and ball fields at Antioch Community Park.
- Continued revising the sports complex concession menu to be more cost effective and match recent trends in concession food services.
- Added a new basketball shooting machine to the Community Center Gymnasium.
- Continued revising staff manuals and protocols to maximize staff efficiency.
- Increased concession revenue by 15%.

2020 & 2021 Objectives:

- Continue to modify and create programs to meet community needs by utilizing current demographic surveys and program evaluations.
- Increase opportunities for youth and adults to participate in athletic and recreational programs that contribute towards improving youth physical fitness.
- Maximize park and facility use with programs and reservations; contribute to economic efforts by increasing the number of spectator sports and events at facilities.
- Enhance marketing efforts through social media; utilize the Active Net system where appropriate.
- Explore the feasibility for adding more all day or week long youth basketball camps.
- Develop new partnerships that enhance services and programs in parks and facilities.
- Strengthen life-long learning and life-style skills in youth sports and recreation curricula.
- Explore on-line field reservation options and strengthen relationships with individuals along with reducing the number of customer complaints.
- Continue to modify concession operations to meet customer needs regarding items served on menu.

ANTIOCH
2019-21 OPERATING BUDGET

SPECIAL REVENUE FUNDS

RECREATION SERVICES FUND (219) (Continued)

RECREATION SERVICES – SPORTS PROGRAMS (219-4450)								
	2016-17 Actual	2017-18 Actual	2018-19 Budget	2018-19 Revised	2019-20 Proposed	%	2020-21 Proposed	%
						Change		Change
Source of Funds:								
Current Service Charges	367,360	412,023	455,000	450,500	454,500	1%	460,500	1%
Other	(22)	1	1,000	1,000	1,000	0%	1,000	0%
Total Source of Funds	367,338	412,024	456,000	451,500	455,500	1%	461,500	1%
Use of Funds:								
Personnel	201,337	206,345	218,500	221,438	242,283	9%	262,111	8%
Services & Supplies	110,219	115,600	119,922	128,287	139,417	9%	141,189	1%
Total Use of Funds	311,556	321,945	338,422	349,725	381,700	9%	403,300	6%
Funded FTE'S	1.00	1.00	1.00	1.00	1.00		1.00	

ANTIOCH

2019-21 OPERATING BUDGET

SPECIAL REVENUE FUNDS

RECREATION SERVICES FUND (219) (Continued)

COMMUNITY RECREATION (219-4495)

Community Recreation is a broad-based component of the department that provides programs and services that support a safe, stimulating and diverse community. Introductory and intermediate level program experiences are planned and delivered for young children, school-age and teens, adults, and families. Residents are encouraged to explore special interests, gather with friends and family, and achieve a healthy lifestyle. Programs and services meet the needs of the community and provide a nurturing environment to address trends and ideas. Participant fees make programs successful; from recreation pre-school to summer camps, personal development to fun and celebration.

Managing and operating the Antioch Community Center is achieved through the community recreation unit. The Community Center hosts numerous programs and events and provides space for partners such as the Antioch Library. It is admired by residents and well-liked for reservable uses such as weddings, church services and family celebrations.

2018-2019 Accomplishments:

- Provided four family events per year that were free or low cost to strengthen a sense of place. Free events offered 2018/2019: Big Truck Day, Youth Employment Job Fair, Bug Day and recreation and Health Expo & Music Fest.
- Increased weekday and evening rentals; hosted public meetings for City initiatives.
- Maintained long term rental uses of the community center.
- Increased in-service training program for staff.
- Produced the Citywide Recreation Guide three times each year; mailed to all households in zip codes 94509, 94531, 94561. Increased the volume of City and community information included.
- Increased marketing efforts to current customers to increase repeat participation. Marketed through social media, provided marketing tools (flyers, guides, etc.) to community businesses, partners, use of constant contact and weekly email promotions in addition to the Recreation Guide.
- Provided new youth and school-age specialty camps to meet growing trends and interests; more internal camps, expansion of camp hours, and more affordable.
- Introduced a new summer volunteer program for Teens to learn how to be Junior Recreation Leaders over the summer.
- Continued to offer Adventures in Fun and Fitness; a free drop-in recreation summer camp in City parks located in the neighborhoods north of Highway 4.
- Maintained the youth and teen advisory program (Antioch Council of Teens) to increase youth engagement in community programs and city-wide issues.
- Reached 100% participation in recreational-preschool programs. Provided additional and new summer programs that met the needs of preschool aged children by offering preparatory summer programming to better transition children into and out of preschool.
- Maintained partnership with East County Regional Group to provide programs for families participating in First Five Contra Costa County. Provided sports programs in two park locations, the Antioch Community Center and the Antioch Water Park.
- Introduced new fee-based programs for adults based on trends and interests such as cooking and flower arranging. We have offered the following programs to expand our Adult fee-based classes: Cooking, Wine Glass Paint Night, Painting Courses, Sketching Courses, New Yoga Classes, Adult Dance Instruction and Ukulele Instruction.
- Introduced the new Mobile Recreation Bus to provide outdoor fitness, drop-in recreation and camp programs in City parks and facilities.

ANTIOCH
2019-21 OPERATING BUDGET

SPECIAL REVENUE FUNDS

RECREATION SERVICES FUND (219) (Continued)

2020 & 2021 Objectives:

- Continue re-designing and modifying the recreation guide to improve readability and increase program participation; incorporate the new wordmark and brand standards being implemented.
- Continuing to grow the quality, type and number of Martial Arts and Karate programs for youth and adults.
- Expand the cooking program with additional instructors to offer Cooking camps for kids.
- Continue to grow the Out-of-School Enrichment section in the Guide to highlight activities for youth.
- Incorporate more outdoor fitness classes, drop in recreation, and nature programs using the Mobile Recreation Bus in Antioch park and facilities.
- Offer recreational day trip opportunities and cultural outings with an emphasis on “Local Back Roads and Nature Adventures,” scheduled to attract the working retiree.
- Provide even more classes and activities specifically aimed at Health & Wellness focusing on reducing stress, healthy eating and more. Create a wellness brand to build visual identity for wellness programs and services in the Recreation Guide.
- Offer Family Game Nights quarterly at the Antioch Community Center to help families connect and build relationships.
- Incorporate special guests and visitors in camp programs such as Naturalists, Musicians, and Magicians to connect youth to science, arts and theater.
- Expand music programs to include vocal, variety of instruments and music movement programs.
- Expand partnerships with educational institutions, such as the Los Medanos College and www.ed2go.com to offer online courses, 1 day workshops, lectures that cater to the adults and the growing baby boomer age group.
- Extend business hours during peak recreation times at the Antioch Community Center to offer working families the opportunity to register for classes and activities in the evening hours.
- Improve the Agreement for Instructional Services for instructor contracts by adding a Scope of Services to better define needs and requirements.
- Provide up to five family events per year that are free or low cost to strengthen a sense of place; continue many of the new events from 2018-2019 and introduce new events as resources and capacity allows.
- Continue increasing department revenues through additional programming and partnerships.
- Increase weekday and evening rentals for all reservable facilities.
- Maintain long term rental uses of the community center; increase contracts for recurring events.
- Increase rental of the kitchen to catering companies during the weekdays.
- Increase in-service training program for staff.
- Increase marketing efforts to current customers to increase repeat participation; utilize social media, ActiveNet and constant contact.

ANTIOCH
2019-21 OPERATING BUDGET

SPECIAL REVENUE FUNDS

RECREATION SERVICES FUND (219) (Continued)

COMMUNITY RECREATION (219-4495)								
	2016-17 Actual	2017-18 Actual	2018-19 Budget	2018-19 Revised	2019-20 Proposed	% Change	2020-21 Proposed	% Change
Source of Funds:								
Current Service Charges	558,808	611,704	683,000	683,000	683,000	0%	693,000	1%
Other	8,360	9,212	11,000	11,000	11,000	0%	13,000	18%
Transfer In – General Fund	0	575,520	512,138	475,138	1,303,278	174%	1,752,036	34%
Transfer In – Child Care Fund	35,000	35,000	35,000	55,769	35,000	-37%	35,000	0%
Total Source of Funds	602,168	1,231,436	1,241,138	1,224,907	2,032,278	66%	2,493,036	23%
Use of Funds:								
Personnel	671,569	700,826	698,820	707,105	1,090,320	54%	1,173,745	8%
Services & Supplies	581,296	544,432	605,301	553,901	610,635	10%	628,102	3%
Transfer out – Honeywell DS	0	10,482	10,595	10,599	10,717	1%	901	-92%
Total Use of Funds	1,252,865	1,255,740	1,314,716	1,271,605	1,711,672	35%	1,802,748	5%
Funded FTE'S	4.00	4.00	4.00	4.00	5.00		5.00	

ANTIOCH

2019-21 OPERATING BUDGET

SPECIAL REVENUE FUNDS

RECREATION SERVICES FUND (219) (Continued)

WATER PARK OPERATIONS (219-4630)

The Antioch Water Park serves as a hub for Antioch residents of all ages to relax, recreate, stay active, pursue personal fitness, learn new skills and make memories. The Community Aquatics Program offers *Learn To Swim* classes for youth and adults including group classes, private instruction and parent/me lessons. The park is open for general admission Memorial Day through Labor Day, providing local recreation opportunities to residents and families. Water attractions include five water slides, five pools, a splash & spray ground and are designed to serve an array of ages and swim abilities. The lap and sport pools along with the Rattler's Run and Canyon Cooler slides serve more experienced swimmers. The Tad Pool, Otter & Humphrey's Slides and Cattail Harbor accommodate younger guests and less experienced swimmers. Recreation staff also provide trainings for individuals to develop their aquatic knowledge and skill set to get certified in a variety of roles including lifeguard, swim instructor, junior lifeguard and lifeguard instructor. The Multi-Use room is utilized by community members for private events, meetings and serves as a venue for year-round classes.

2018-2019 Accomplishments:

- Offered four special event days (Family Games Day, Box Boat Derby, Half Price Admission on Labor Day and Fall Family Frolic) in summer 2018 to promote family fun and participation.
- Introduced Teen Event in fall of 2018 titled Teen Pool Patio Party, 150 teens attended.
- Conducted a large offering of public safety classes including CPR/AED/First Aid for the Lay Rescuer, CPR/AED for Professional Rescuers and Healthcare Providers, and Water Safety Instructor Certification.
- Maintained State of California and County requirements and regulations for safe operations.
- Installed a new permanent shade structure near tad pool.
- Completed a series of renovations including resurfacing of the pool deck surrounding the lap pool and demolition and construction of new stairs and deck leading up to the top of Prewett Peak.
- Implemented digital marketing strategy through Constant Contact.
- Implemented new group ticket and private buy out marketing strategy; creating customized letters for different agency types, new promotional materials and contacting over 50 new organizations about bringing their camps/groups to the Park.
- Reorganized and implemented new structure for Front Desk Staff, created a new seasonal position of Front Desk Manager to improve customer service
- Created new staff training focusing on guest interaction and customer service.
- Improved daily admission revenue by \$75k (\$402,886 in FY17 to \$477,414 in FY18).
- Improved group party admissions revenue by \$11k (\$85,256 in FY17 to \$96,142 in FY18).

2020 & 2021 Objectives:

- Implement Social Media Marketing campaign utilizing Instagram and Facebook.
- Implement new receipt language detailing terms and conditions; add signage around park with same information.
- Offer new event series titled "Summer Family Movie Nights" consisting of 4 outdoor movie nights each summer.

ANTIOCH

2019-21 OPERATING BUDGET

SPECIAL REVENUE FUNDS

RECREATION SERVICES FUND (219) (Continued)

- Improve employee retention rate to 70% each season.
- Retile the restrooms in each of the locker rooms.
- Repaint entry/exit structures connected to lobby.
- Update opening and closing protocol to improve safety standards
- Improve program revenue (swim lessons, certification training, summer recreation camps) to \$108,000 by end of FY21.
- Improve Season Pass Membership by 15% by end of FY21 (\$8,000 in improvement from \$50,000 to \$58,000).
- Improve group ticket revenue by 12% by end of FY21 (\$96,000 to \$110,000).
- Continue meeting State of California and Contra Costa County requirements and regulations for operations.
- Provide programs, classes and activities based on industry trends and community needs.
- Explore offering a re-formatted teen event in August/September each year.
- Evaluate current programs for quality experience, attendance, and fee structures.
- Monitor lifeguard performance and increase protocols to maintain and improve visitor safety.
- Increase weekday and evening community room rentals; increase long term rental contracts.

WATER PARK OPERATIONS (219-4630)								
	2016-17*	2017-18*	2018-19*	2018-19*	2019-20	%	2020-21	%
	Actual	Actual	Budget	Revised	Proposed	Change	Proposed	Change
Source of Funds:								
Investment Income	251	285	300	0	0	0%	0	0%
Revenue from Other Agencies	0	0	58,109	58,109	0	-100%	0	0%
Current Service Charges	846,477	891,463	897,000	859,000	882,000	3%	897,000	2%
Other	9,437	5,005	3,500	3,520	3,500	-1%	3,500	0%
Transfer In – Child Care Fund	704,500	526,200	504,500	607,670	856,338	41%	931,595	9%
Total Source of Funds	1,560,665	1,422,953	1,463,409	1,528,299	1,741,838	14%	1,832,095	5%
Use of Funds:								
Personnel	831,919	870,696	788,340	805,526	994,983	24%	1,063,976	7%
Services & Supplies	684,091	658,055	665,504	712,703	736,669	3%	767,263	4%
Transfer Out – Honeywell DS	9,856	9,962	10,070	10,073	10,186	1%	856	-92%
Total Use of Funds	1,525,866	1,538,713	1,463,914	1,528,302	1,741,838	14%	1,832,095	5%
Funded FTE'S	3.00	3.00	3.00	3.00	3.00		3.00	

*2016-17, 2017-18 Actuals and 2018-19 budget represent data from Prewett Water Park Enterprise Fund (641) being consolidated into Recreation Special Revenue Fund as a new division starting with Revised 2018-19 Budget.

ANTIOCH
2019-21 OPERATING BUDGET

SPECIAL REVENUE FUNDS

TRAFFIC SIGNAL FUND (220)

This fund accounts for traffic signal fees collected from developers to fund off-site traffic signals.

TRAFFIC SIGNAL FUND (FUND 220)								
Statement of Revenues, Expenditures and Change in Fund Balance								
	2016-17	2017-18	2018-19	2018-19	2019-20	%	2020-21	%
	Actual	Actual	Budget	Revised	Proposed	Change	Proposed	Change
Beginning Balance, July 1	\$938,187	\$986,322	\$625,183	\$625,183	\$737,413		\$339,765	
Revenue Source:								
Investment Income	3,407	5,115	6,000	10,000	5,000	-50%	6,000	20%
Current Service Charges	58,671	39,862	20,000	128,362	50,000	-61%	50,000	0%
Total Revenue	62,078	44,977	26,000	138,362	55,000	-60%	56,000	2%
Expenditures:								
Services & Supplies	1,997	1,506	2,500	2,500	2,500	0%	2,500	0%
Signals/Various Locations	11,929	404,593	23,479	23,479	450,000	1817%	0	-100%
Internal Services	17	17	153	153	148	-3%	148	0%
Total Expenditures	13,943	406,116	26,132	26,132	452,648	1632%	2,648	-99%
Ending Balance, June 30	\$986,322	\$625,183	\$625,051	\$737,413	\$339,765		\$393,117	

ANTIOCH
2019-21 OPERATING BUDGET

SPECIAL REVENUE FUNDS

ASSET FORFEITURE (221)

This fund accounts for monies seized during drug enforcement activities. Monies are held by the City until cases are settled by the courts. Monies are then either reverted to the City or returned to the rightful owner. Monies reverted to the City must be used for legitimate law enforcement purposes.

ASSET FORFEITURE (FUND 221)								
Statement of Revenues, Expenditures and Change in Fund Balance								
	2016-17 Actual	2017-18 Actual	2018-19 Budget	2018-19 Revised	2019-20 Proposed	% Change	2020-21 Proposed	% Change
Beginning Balance, July 1	\$46,875	\$170	\$7,992	\$7,992	\$56,879		\$63,537	
Revenue Source:								
Investment Income	1,412	1,614	1,500	7,000	7,000	0%	7,000	0%
Asset Forfeiture	7,114	12,245	5,000	46,511	5,000	-89%	5,000	0%
Total Revenue	8,526	13,859	6,500	53,511	12,000	-78%	12,000	0%
Expenditures:								
Services & Supplies	50,122	792	3,700	3,800	3,800	0%	3,800	0%
Internal Services	5,109	5,245	824	824	1,542	87%	1,542	0%
Total Expenditures	55,231	6,037	4,524	4,624	5,342	16%	5,342	0%
Ending Balance, June 30	\$170	\$7,992	\$9,968	\$56,879	\$63,537		\$70,195	

ANTIOCH
2019-21 OPERATING BUDGET

SPECIAL REVENUE FUNDS

MEASURE J GROWTH MANAGEMENT FUND (222)

Measure J revenue is derived from a voter-approved, one-half cent sales tax in Contra Costa County. The City receives allocations from the Contra Costa Transportation Authority (CCTA) to be used for transportation improvement and maintenance projects provided that the City complies with the Growth Management Program. Formally Measure C which expired March 30, 2009; voters approved Measure J which began April 1, 2009, to continue this measure.

MEASURE J GROWTH MANAGEMENT (FUND 222)								
Statement of Revenues, Expenditures and Change in Fund Balance								
	2016-17	2017-18	2018-19	2018-19	2019-20	%	2020-21	%
	Actual	Actual	Budget	Revised	Proposed	Change	Proposed	Change
Beginning Balance, July 1	\$4,297,341	\$2,673,721	\$4,251,136	\$4,251,136	\$911,980		\$1,103,858	
Revenue Source:								
Investment Income	8,502	14,634	17,000	20,000	25,000	25%	25,000	0%
Revenue from Other Agencies	0	2,494,817	1,613,847	1,609,818	1,670,000	4%	1,320,000	-21%
Transfers In	50,000	0	1,861,720	1,861,720	0	-100%	0	0%
Total Revenue	58,502	2,509,451	3,492,567	3,491,538	1,695,000	-51%	1,345,000	-21%
Expenditures:								
Personnel	16,813	8,147	68,940	68,940	68,940	0%	68,940	0%
Services & Supplies	97,893	36,653	346,034	205,934	28,000	-86%	28,000	0%
Capital Projects	66,255	886,033	4,525,366	6,543,052	1,400,000	-79%	1,300,000	-7%
Transfer Out	1,500,000	0	0	0	0	0%	0	0%
Internal Services	1,161	1,203	12,768	12,768	6,182	-52%	6,182	0%
Total Expenditures	1,682,122	932,036	4,953,108	6,830,694	1,503,122	-78%	1,403,122	-7%
Ending Balance, June 30	\$2,673,721	\$4,251,136	\$2,790,595	\$911,980	\$1,103,858		\$1,045,736	

ANTIOCH
2019-21 OPERATING BUDGET

SPECIAL REVENUE FUNDS

MEASURE J GROWTH MANAGEMENT FUND (222) (Continued)

The following is a list of budgeted capital projects:

Capital Projects	2018-19 Revised	2019-20 Proposed	2020-21 Proposed
Pavement Preventative Maintenance	\$0	\$1,400,000	\$0
Sidewalk/Handicap/Pedestrian Improvements	1,900,000	0	800,000
Lone Tree Way Pavement Overlay	2,290,000	0	0
L Street Improvements	250,000	0	0
Pavement Plugs & Leveling Courses	2,100,000	0	0
Hillcrest Ave/E 18 th Median Landscaping	0	0	500,000
CDBG Downtown Roadway	3,052	0	0
Total Capital Projects	\$6,543,052	\$1,400,000	\$1,300,000

ANTIOCH
2019-21 OPERATING BUDGET

SPECIAL REVENUE FUNDS

CHILD CARE FUND (223)

The Child Care Fund accounts for lease revenue received from the YWCA and City expenditures relating to the Mary Rocha Child Care Center at 931 Cavallo Road. In 1990 the City purchased a modular building for \$240,000 and made improvements in the amount of \$75,000 for a low income child care facility. The land and modular building of the center belong to the City.

CHILD CARE (FUND 223)								
Statement of Revenues, Expenditures and Change in Fund Balance								
	2016-17 Actual	2017-18 Actual	2018-19 Budget	2018-19 Revised	2019-20 Proposed	%	2020-21 Proposed	%
						Change		Change
Beginning Balance, July 1	\$76,292	\$83,733	\$94,283	\$94,283	\$109,426		\$126,830	
Revenue Source:								
Investment Income	259	701	900	1,500	950	-37%	1,000	5%
Current Service Charges	78,845	81,605	82,837	84,787	87,755	4%	90,826	3%
Total Revenue	79,104	82,306	83,737	86,287	88,705	3%	91,826	4%
Expenditures:								
Services & Supplies	581	650	1,246	1,064	1,210	14%	1,260	4%
Transfers Out – Rec/Prewett	70,000	70,000	70,000	70,000	70,000	0%	70,000	0%
Internal Services	1,082	1,106	80	80	91	14%	91	0%
Total Expenditures	71,663	71,756	71,326	71,144	71,301	0%	71,351	0%
Ending Balance, June 30	\$83,733	\$94,283	\$106,694	\$109,426	\$126,830		\$147,305	

ANTIOCH
2019-21 OPERATING BUDGET

SPECIAL REVENUE FUNDS

TIDELANDS FUND (225)

In 1990, the California State Legislature passed Assembly Bill 1900 that created tidelands entitlement areas. Funds are generated by payments from the lessees of the City's tidelands areas. This revenue is limited to improving accessibility and/or protection of the City's waterfront areas.

TIDELAND (FUND 225)								
Statement of Revenues, Expenditures and Change in Fund Balance								
	2016-17 Actual	2017-18 Actual	2018-19 Budget	2018-19 Revised	2019-20 Proposed	% Change	2020-21 Proposed	% Change
Beginning Balance, July 1	\$132,070	\$85,295	\$92,659	\$92,659	\$95,653		\$98,341	
Revenue Source:								
Investment Income	591	385	650	1,000	625	-38%	650	4%
Current Service Charges	7,330	7,459	7,510	7,617	7,671	1%	7,736	1%
Total Revenue	7,921	7,844	8,160	8,617	8,296	-4%	8,386	1%
Expenditures:								
Services & Supplies	54,398	173	5,300	5,300	5,300	0%	5,300	0%
Internal Services	298	307	323	323	308	-5%	308	0%
Total Expenditures	54,696	480	5,623	5,623	5,608	0%	5,608	0%
Ending Balance, June 30	\$85,295	\$92,659	\$95,196	\$95,653	\$98,341		\$101,119	

ANTIOCH
2019-21 OPERATING BUDGET

SPECIAL REVENUE FUNDS

SOLID WASTE REDUCTION FUND (226)

This fund has two programs operated by the Community Development Department. Used Oil funds are used for the collection of oils and filters as part of the curbside recycling program and at the East County Household Hazardous Waste Collection Facility. The Solid Waste Reductions Program was established to help the City meet State mandates to divert waste from landfills through waste reduction, reuse and recycling

SOLID WASTE (FUND 226)								
Statement of Revenues, Expenditures and Change in Fund Balance								
	2016-17 Actual	2017-18 Actual	2018-19 Budget	2018-19 Revised	2019-20 Proposed	%	2020-21 Proposed	%
						Change		Change
Beginning Balance, July 1	\$414,427	\$372,743	\$383,122	\$383,122	\$292,692		\$187,660	
Revenue Source:								
Investment Income	1,721	2,591	1,500	5,000	2,500	-50%	2,500	0%
Revenue from Other Agencies	88,017	183,219	54,500	87,408	58,000	-34%	58,000	0%
Franchise Fees	160,000	160,000	160,000	160,000	160,000	0%	160,000	0%
Other	20,862	23,435	13,000	22,840	23,000	1%	23,000	0%
Total Revenue	270,600	369,245	229,000	275,248	243,500	-12%	243,500	0%
Expenditures:								
Personnel	124,821	209,197	180,070	173,405	155,892	-10%	160,580	3%
Services & Supplies	175,661	137,251	142,793	147,418	150,097	2%	150,119	0%
Internal Services	11,802	12,418	44,855	44,855	42,543	-5%	42,543	0%
Total Expenditures	312,284	358,866	367,718	365,678	348,532	-5%	353,242	1%
Ending Balance, June 30	\$372,743	\$383,122	\$244,404	\$292,692	\$187,660		\$77,918	
Funded FTE's				Funded 2018-19	Funded 2019-20		Funded 2020-21	
Solid Waste Reduction				0.44	0.44		0.44	

ANTIOCH
2019-21 OPERATING BUDGET

SPECIAL REVENUE FUNDS

SOLID WASTE REDUCTION FUND (226) (Continued)

SOLID WASTE REDUCTION – USED OIL (226-5220)

The California Oil Recycling Enhancement Act of 1991 has placed a \$0.16 per gallon fee on motor oil sales for the purpose of funding programs encouraging the proper collection and disposal of used oil. One of the means used to achieve this is the Oil Payment Program (OPP) which is a noncompetitive grant essentially awarded to any community that will pledge to use it solely for used oil recycling activities. The City must apply for these funds on an annual basis. The money is used to fund curbside collection of oil and filters, as well as collection of oil and filters at the East County Household Hazardous Waste Collection Facility and public outreach on the topic.

SOLID WASTE USED OIL (226-5220)								
	2016-17	2017-18	2018-19	2018-19	2019-20	%	2020-21	%
	Actual	Actual	Budget	Revised	Proposed	Change	Proposed	Change
Source of Funds:								
Revenue from Other Agencies	57,575	154,871	27,500	30,924	30,000	-3%	30,000	0%
Other	1,472	0	0	0	0	0%	0	0%
Total Source of Funds	59,047	154,871	27,500	30,924	30,000	-3%	30,000	0%
Use of Funds:								
Personnel	4,508	1,302	0	0	0	0%	0	0%
Services & Supplies	111,980	23,290	27,500	27,500	30,500	11%	30,500	0%
Internal Services	0	0	7,778	7,778	7,817	1%	7,817	0%
Total Use of Funds	116,488	24,592	35,278	35,278	38,317	9%	38,317	0%

ANTIOCH
2019-21 OPERATING BUDGET

SPECIAL REVENUE FUNDS

SOLID WASTE REDUCTION FUND (226) (Continued)

SOLID WASTE REDUCTION (226-5225)

The Solid Waste Reduction Fund was created due to AB 939 which mandates cities to achieve waste diversion goals. These goals are 25% reduction of the waste stream to landfills by 1995 and a 50% reduction by the Year 2000. The Solid Waste Disposal Measurement Act (SB1016) maintains the 50% diversion requirement but changed compliance measurement to a disposal based system expressed as the 50% Equivalent Per Capita Disposal Target. The 50% reduction goal must be maintained indefinitely once it is reached and is calculated for Antioch at pounds per person per day cap of 4.2. This fund is also used to support work in regard to the State's mandatory Commercial Recycling Program and the implementation of SB1826's mandatory commercial organics program.

2018-2019 Accomplishments:

- Maintained or expanded participation in existing programs.
- Increased compliance with AMC 6-3.02 (C) – mandatory commercial recycling.
- Continued the phased implementation of Mandatory Commercial Organics in partnership with Republic Services.
- Funded educational assemblies at 5 Antioch schools.
- Installed new litter, cigarette butt and recycling receptacles at the Antioch Marina.
- Installed new three sort receptacles for the mandatory organics program at Prewett Water Park.

2020-2021 Objectives:

- Maintain or expand participation in existing programs.
- Establish new residential organics program and finalize commercial organics program with Republic Services.
- Install new litter and recycling bins in Rivertown District.

ANTIOCH
2019-21 OPERATING BUDGET

SPECIAL REVENUE FUNDS

SOLID WASTE REDUCTION FUND (226) (Continued)

SOLID WASTE REDUCTION (226-5225)								
	2016-17 Actual	2017-18 Actual	2018-19 Budget	2018-19 Revised	2019-20 Proposed	% Change	2020-21 Proposed	% Change
Source of Funds:								
Franchise Fees	160,000	160,000	160,000	160,000	160,000	0%	160,000	0%
Investment Income	1,721	2,591	1,500	5,000	2,500	-50%	2,500	0%
Revenue from Other Agencies	30,442	28,348	27,000	56,484	28,000	-50%	28,000	0%
Other	19,390	23,435	13,000	22,840	23,000	1%	23,000	0%
Total Source of Funds	211,553	214,374	201,500	244,324	213,500	-13%	213,500	0%
Use of Funds:								
Personnel	120,313	207,895	180,070	173,405	155,892	-10%	160,580	3%
Services & Supplies	63,681	113,961	115,293	119,918	119,597	0%	119,619	0%
Internal Services	11,802	12,418	37,077	37,077	34,726	-6%	34,726	0%
Total Use of Funds	195,796	334,274	332,440	330,400	310,215	-6%	314,925	2%
Funded FTE'S	0.34	0.44	0.44	0.44	0.44		0.44	

ANTIOCH
2019-21 OPERATING BUDGET

SPECIAL REVENUE FUNDS

ABANDONED VEHICLE FUND (228)

This fund accounts for revenue from AB 4114, which charges a \$1.00 fee on the registration of all vehicles located in the City. The funds are received from the County and are used to remove abandoned vehicles from City streets.

ABANDONED VEHICLE (FUND 228)								
Statement of Revenues, Expenditures and Change in Fund Balance								
	2016-17	2017-18	2018-19	2018-19	2019-20	%	2020-21	%
	Actual	Actual	Budget	Revised	Proposed	Change	Proposed	Change
Beginning Balance, July 1	\$224,205	\$253,459	\$310,121	\$310,121	\$283,332		\$254,971	
Investment Income	876	955	600	2,500	1,500	-40%	1,000	-33%
Revenue from Other Agencies	51,930	80,309	47,000	47,000	47,000	0%	47,000	0%
Total Revenues	52,806	81,264	47,600	49,500	48,500	-2%	48,000	-1%
Expenditures:								
Personnel	18,871	21,364	40,677	53,550	45,203	-16%	45,207	0%
Services & Supplies	3,106	1,581	32,370	18,550	28,000	51%	28,000	0%
Internal Services	1,575	1,657	4,189	4,189	3,658	-13%	3,658	0%
Total Expenditures	23,552	24,602	77,236	76,289	76,861	1%	76,865	0%
Ending Balance, June 30	\$253,459	\$310,121	\$280,485	\$283,332	\$254,971		\$226,106	

ANTIOCH
2019-21 OPERATING BUDGET

SPECIAL REVENUE FUNDS

NATIONAL POLLUTANT DISCHARGE ELIMINATION (NPDES) FUND (229)

This fund was established to account for activities related to the National Pollutant Discharge Elimination System (NPDES). NPDES was mandated by the Clean Water Act of 1987 and to monitor and reduce storm water pollution. The program is administered in the State of California by the Water Quality Control Board and is funded by a parcel tax of \$25.00 per equivalent residential parcel.

NATIONAL POLLUTANT DISCHARGE ELIMINATION SERVICES (NPDES) (FUND 229)								
Statement of Revenues, Expenditures and Change in Fund Balance								
	2016-17 Actual	2017-18 Actual	2018-19 Budget	2018-19 Revised	2019-20 Proposed	%	2020-21 Proposed	%
						Change		Change
Beginning Balance, July 1	\$2,580,423	\$2,502,690	\$2,305,919	\$2,305,919	\$1,676,112		\$1,089,697	
Revenue Source:								
Investment Income	6,771	13,339	3,500	25,000	15,000	-40%	5,000	-67%
Assessment Fees	809,117	935,929	820,000	810,000	810,000	0%	810,000	0%
Other	25	230	0	140	0	-100%	0	0%
Transfers In - SLLMD	30,000	30,000	30,000	30,000	30,000	0%	30,000	0%
Total Revenues	845,913	979,498	853,500	865,140	855,000	-1%	845,000	-1%
Expenditures:								
Personnel	260,285	280,243	343,159	238,193	356,681	50%	372,204	4%
Services & Supplies	379,776	360,318	601,247	599,705	654,848	9%	657,302	0%
Capital Projects	3,339	253,247	449,050	343,044	100,000	-71%	100,000	0%
Transfers Out – General Fund	261,105	262,380	277,875	226,030	241,865	7%	246,006	2%
Internal Services	19,141	20,081	87,975	87,975	88,021	0%	88,021	0%
Total Expenditures	923,646	1,176,269	1,759,306	1,494,947	1,441,415	-4%	1,463,533	2%
Ending Balance, June 30	\$2,502,690	\$2,305,919	\$1,400,113	\$1,676,112	\$1,089,697		\$471,164	
Funded FTE's:				Funded 2018-19	Funded 2019-20		Funded 2020-21	
Channel Maintenance				2.17	2.07		2.07	

ANTIOCH
2019-21 OPERATING BUDGET

SPECIAL REVENUE FUNDS

NATIONAL POLLUTANT DISCHARGE ELIMINATION (NPDES) FUND (229) (Continued)

STORM DRAIN ADMINISTRATION (229-5230)

Storm Drain Administration accounts for the revenues and expenditures of monitoring and maintaining the program.

STORM DRAIN ADMINISTRATION (229-5230)								
	2016-17	2017-18	2018-19	2018-19	2019-20	%	2020-21	%
	Actual	Actual	Budget	Revised	Proposed	Change	Proposed	Change
Source of Funds:								
Investment Income	6,771	13,339	3,500	25,000	15,000	-40%	5,000	-67%
Assessment Fees	809,117	935,929	820,000	810,000	810,000	0%	810,000	0%
Total Source of Funds	815,888	949,268	823,500	835,000	825,000	-1%	815,000	-1%
Use of Funds:								
Services & Supplies	81,838	74,874	249,070	249,070	214,000	-14%	214,000	0%
Transfers Out – General Fund	200,000	200,000	200,000	150,000	150,000	0%	150,000	0%
Internal Services	19,141	20,081	15,013	15,013	11,162	-26%	11,162	0%
Total Use of Funds	300,979	294,955	464,083	414,083	375,162	-9%	375,162	0%

ANTIOCH
2019-21 OPERATING BUDGET

SPECIAL REVENUE FUNDS

NATIONAL POLLUTANT DISCHARGE ELIMINATION (NPDES) FUND (229) (Continued)

CHANNEL MAINTENANCE OPERATIONS (229-2585)

This activity is responsible for maintaining, in a safe and serviceable condition, all catch basins, storm channels, creeks, culverts and concrete lined "V" ditches in open space, that handle storm water run-off in the City of Antioch's jurisdiction. Personnel assigned to this activity remove debris, illegally dumped trash, perform weed abatement activities including chemical vegetation control, stencil storm drain inlets, perform work associated with flooding, erosion control, channel beautification, arrange for and monitor contract maintenance work, interact with regulatory agencies responsible for protecting water quality and wildlife when performing required maintenance activities and developing projects which require permits from the Department of Fish and Game, the Central Valley Regional Water Quality Control Board, and the Army Corps of Engineers.

CHANNEL MAINTENANCE (229-2585)								
	2016-17 Actual	2017-18 Actual	2018-19 Budget	2018-19 Revised	2019-20 Proposed	% Change	2020-21 Proposed	% Change
Source of Funds:								
Transfers In - SLLMD	30,000	30,000	30,000	30,000	30,000	0%	30,000	0%
Other	25	230	0	140	0	-100%	0	0%
Total Source of Funds	30,025	30,230	30,000	30,140	30,000	0%	30,000	0%
Use of Funds:								
Personnel	260,285	280,243	343,159	238,193	356,681	50%	372,204	4%
Services & Supplies	297,938	285,444	352,177	350,635	440,848	26%	443,302	1%
Catch Basin Improvements	0	0	150,000	44,044	0	-100%	0	0%
Trash Capture Devices	2,184	950	299,050	299,000	100,000	-66%	100,000	0%
West Antioch Creek De-Silting	1,155	252,297	0	0	0	0%	0	0%
Transfers Out – General Fund	61,105	62,380	77,875	76,030	91,865	21%	96,006	5%
Internal Services	0	0	72,962	72,962	76,859	5%	76,859	0%
Total Use of Funds	622,667	881,314	1,295,223	1,080,864	1,066,253	-1%	1,088,371	2%
Funded FTE'S	2.17	2.17	2.17	2.17	2.07		2.07	

ANTIOCH
2019-21 OPERATING BUDGET

SPECIAL REVENUE FUNDS

SUPPLEMENTAL LAW ENFORCEMENT SERVICES FUND GRANT (SLESF) (232)

This fund accounts for the revenue dispersed by the State to local jurisdictions for the staffing of “front line” officers. This money is passed through the County.

SUPPLEMENTAL LAW ENFORCEMENT GRANT (FUND 232)								
Statement of Revenues, Expenditures and Change in Fund Balance								
	2016-17 Actual	2017-18 Actual	2018-19 Budget	2018-19 Revised	2019-20 Proposed	% Change	2020-21 Proposed	% Change
Beginning Balance, July 1	\$84,056	\$16,334	\$77,715	\$77,715	\$10,976		\$11,476	
Revenue Source:								
Investment Income	321	(162)	0	600	600	0%	600	0%
Revenue From Other Agencies	216,808	236,625	100,000	251,746	225,000	-11%	225,000	0%
Total Revenue	217,129	236,463	100,000	252,346	225,600	-11%	225,600	0%
Expenditures:								
Services & Supplies	109	82	0	85	100	18%	100	0%
Transfer Out – General Fund	284,742	175,000	100,000	319,000	225,000	-29%	225,000	0%
Total Expenditures	284,851	175,082	100,000	319,085	225,100	-29%	225,100	0%
Ending Balance, June 30	\$16,334	\$77,715	\$77,715	\$10,976	\$11,476		\$11,976	

ANTIOCH
2019-21 OPERATING BUDGET

SPECIAL REVENUE FUNDS

BYRNE GRANT FUND (233)

This fund accounts for public safety funding allocated under the Fiscal Year 1996 Omnibus Appropriations Act. Funds may be used for a wide variety of activities from increasing personnel and equipment resources for law enforcement to developing and supporting programs to enhance effective criminal justice processes.

BYRNE GRANT (FUND 233)								
Statement of Revenues, Expenditures and Change in Fund Balance								
	2016-17 Actual	2017-18 Actual	2018-19 Budget	2018-19 Revised	2019-20 Proposed	% Change	2020-21 Proposed	% Change
Beginning Balance, July 1	\$61	\$61	(\$25,000)	(\$25,000)	\$0		\$0	
Revenue Source:								
Investment Income	0	6	0	0	0	0%	0	0%
Revenue From Other Agencies	43,136	27,815	42,980	75,129	57,750	-23%	57,750	0%
Total Revenue	43,136	27,821	42,980	75,129	57,750	-23%	57,750	0%
Expenditures:								
Services & Supplies	2,147	2,682	2,329	2,569	2,750	7%	2,750	0%
Transfer Out – General Fund	40,989	50,200	40,651	47,560	55,000	16%	55,000	0%
Total Expenditures	43,136	52,882	42,980	50,129	57,750	15%	57,750	0%
Ending Balance, June 30	\$61	(\$25,000)	(\$25,000)	\$0	\$0		\$0	

ANTIOCH
2019-21 OPERATING BUDGET

SPECIAL REVENUE FUNDS

CDBG REVOLVING LOAN FUND (236)

This fund was set up at the request of the U.S. Department of Housing and Urban Development's request that the City develop a Revolving Loan Fund for the Owner Occupied Housing Rehabilitation Program (also known as the Neighborhood Preservation Program). A majority of the ending balance in the fund is the balance of housing loans that have been given out by the City.

COMMUNITY DEVELOPMENT BLOCK GRANT REVOLVING LOAN (FUND 236)								
Statement of Revenues, Expenditures and Change in Fund Balance								
	2016-17 Actual	2017-18 Actual	2018-19 Budget	2018-19 Revised	2019-20 Proposed	% Change	2020-21 Proposed	% Change
Beginning Balance, July 1	\$6,281,968	\$6,564,914	\$6,685,300	\$6,685,300	\$6,789,350		\$6,648,034	
Revenue Source:								
Investment Income	1,077	701	1,000	1,000	1,200	20%	1,200	0%
Revenue from Other Agencies	170,000	2,774	0	0	0	0%	0	0%
Other	115,778	127,974	107,082	119,082	119,082	0%	119,082	0%
Total Revenue	286,855	131,449	108,082	120,082	120,282	0%	120,282	0%
Expenditures:								
Services & Supplies	3,909	11,063	507,910	16,032	261,598	1532%	2,430	-99%
Total Expenditures	3,909	11,063	507,910	16,032	261,598	1532%	2,430	-99%
Ending Balance, June 30	\$6,564,914	\$6,685,300	\$6,285,472	\$6,789,350	\$6,648,034		\$6,765,886	

ANTIOCH
2019-21 OPERATING BUDGET

SPECIAL REVENUE FUNDS

TRAFFIC SAFETY FUND (237)

This fund accounts for fines and forfeitures received under Section 1463 of the Penal Code. Funds shall be used exclusively for official traffic control devices, the maintenance thereof, equipment and supplies for traffic law enforcement and traffic accident prevention.

TRAFFIC SAFETY (FUND 237)								
Statement of Revenues, Expenditures and Change in Fund Balance								
	2016-17 Actual	2017-18 Actual	2018-19 Budget	2018-19 Revised	2019-20 Proposed	% Change	2020-21 Proposed	% Change
Beginning Balance, July 1	\$25,744	\$20,980	\$54,698	\$54,698	\$20,188		\$20,395	
Revenue Source:								
Investment Income	645	134	300	600	300	-50%	300	0%
Vehicle Code Fines	111,014	118,659	85,000	85,000	85,000	0%	85,000	0%
Total Revenue	111,659	118,793	85,300	85,600	85,300	0%	85,300	0%
Expenditures:								
Services & Supplies	106	75	90	105	90	-14%	90	0%
Transfer Out – General Fund	116,317	85,000	85,000	120,000	85,000	-29%	85,000	0%
Internal Services	0	0	5	5	3	-40%	3	0%
Total Expenditures	116,423	85,075	85,095	120,110	85,093	-29%	85,093	0%
Ending Balance, June 30	\$20,980	\$54,698	\$54,903	\$20,188	\$20,395		\$20,602	

ANTIOCH
2019-21 OPERATING BUDGET

SPECIAL REVENUE FUNDS

PEG FRANCHISE FEE FUND 238 – This fund accounts for a 1% fee collected from video franchises to support local Public, Educational and Governmental Programming (PEG).

PEG FRANCHISE FEE (FUND 238)								
Statement of Revenues, Expenditures and Change in Fund Balance								
	2016-17	2017-18	2018-19	2018-19	2019-20	%	2020-21	%
	Actual	Actual	Budget	Revised	Proposed	Change	Proposed	Change
Beginning Balance, July 1	\$1,204,382	\$1,471,090	\$1,595,490	\$1,595,490	\$57		\$176,329	
Revenue Source:								
Investment Income	4,870	6,560	9,000	20,000	8,000	-60%	10,000	25%
Franchise Fees	266,998	256,709	280,000	255,000	255,000	0%	255,000	0%
Total Revenue	271,868	263,269	289,000	275,000	263,000	-4%	265,000	1%
Expenditures:								
Personnel	0	493	0	0	0	0%	0	0%
Services & Supplies	3,424	70,813	132,500	81,200	82,500	2%	82,500	0%
Capital Projects – Council Chambers	0	65,744	1,784,256	1,784,256	0	-100%	0	0%
Internal Services	1,736	1,819	4,977	4,977	4,228	-15%	4,228	0%
Total Expenditures	5,160	138,869	1,921,733	1,870,433	86,728	-95%	86,728	0%
Ending Balance, June 30	\$1,471,090	\$1,595,490	(\$37,243)	\$57	\$176,329		\$354,601	

ANTIOCH
2019-21 OPERATING BUDGET

SPECIAL REVENUE FUNDS

STREET IMPACT FUND (241)

This fund accounts for the street impact fee portion of the garbage franchise agreement approved on August 9, 2005. These funds are earmarked for road repair work.

STREET IMPACT FUND (FUND 241)								
Statement of Revenues, Expenditures and Change in Fund Balance								
	2016-17	2017-18	2018-19	2018-19	2019-20	%	2020-21	%
	Actual	Actual	Budget	Revised	Proposed	Change	Proposed	Change
Beginning Balance, July 1	\$150,233	\$312,938	\$341,074	\$341,074	\$345,674		\$350,350	
Revenue Source:								
Investment Income	3,585	3,771	2,000	4,000	4,000	0%	4,000	0%
Franchise Fees	1,230,437	1,314,529	1,289,645	1,393,298	1,462,962	5%	1,536,110	5%
Total Revenue	1,234,022	1,318,300	1,291,645	1,397,298	1,466,962	5%	1,540,110	5%
Expenditures:								
Services & Supplies	772	724	700	750	750	0%	750	0%
Transfer Out – General Fund	1,070,545	1,289,440	1,290,330	1,391,910	1,461,505	5%	1,534,580	5%
Internal Services	0	0	38	38	31	-18%	31	0%
Total Expenditures	1,071,317	1,290,164	1,291,068	1,392,698	1,462,286	5%	1,535,361	5%
Ending Balance, June 30	\$312,938	\$341,074	\$341,651	\$345,674	\$350,350		\$355,099	

ANTIOCH
2019-21 OPERATING BUDGET

SPECIAL REVENUE FUNDS

STREET LIGHT AND LANDSCAPE MAINTENANCE DISTRICT FUNDS

These funds were established to account for revenue and related expenditures of lighting and landscape activities in areas throughout the City. Each district provides a variety of services to maintain landscaped and non landscaped areas, including minor medians, open space, cul-de-sacs, trails, right-of-ways, and neighborhood landscaping.

LONE TREE WAY MAINTENANCE DISTRICT FUND (251)

This fund consists of four maintenance zones, providing a variety of services to maintain landscaped and non-landscaped areas, including minor medians, open space, cul-de-sacs, trails, right-of-ways, and neighborhood landscaping.

LONE TREE MAINTENANCE DISTRICT (FUND 251)								
Statement of Revenues, Expenditures and Change in Fund Balance								
	2016-17 Actual	2017-18 Actual	2018-19 Budget	2018-19 Revised	2019-20 Proposed	% Change	2020-21 Proposed	% Change
Beginning Balance, July 1	\$387,757	\$404,310	\$466,715	\$466,715	\$356,759		\$249,056	
Revenue Source:								
Investment Income	947	1,438	500	7,000	1,000	-86%	1,000	0%
Assessments	640,025	638,401	641,651	637,077	640,776	1%	640,776	0%
Transfer In – General Fund	0	0	0	0	0	0%	60,000	100%
Total Revenue	640,972	639,839	642,151	644,077	641,776	0%	701,776	9%
Expenditures:								
Personnel	139,706	143,688	154,030	153,262	150,203	-2%	160,682	7%
Services & Supplies	236,132	223,399	424,406	407,324	335,127	-18%	338,524	1%
Transfers Out	240,516	201,886	234,010	149,130	221,088	48%	223,732	1%
Internal Services	8,065	8,461	44,317	44,317	43,061	-3%	43,061	0%
Total Expenditures	624,419	577,434	856,763	754,033	749,479	-1%	765,999	2%
Ending Balance, June 30	\$404,310	\$466,715	\$252,103	\$356,759	\$249,056		\$184,833	

ANTIOCH
2019-21 OPERATING BUDGET

SPECIAL REVENUE FUNDS

LONE TREE WAY MAINTENANCE DISTRICT FUND (251) (Continued)

LONE TREE WAY MAINTENANCE DISTRICT STAFFING SUMMARY			
Funded FTE's:	Funded 2018-19	Funded 2019-20	Funded 2020-21
Zone 1	0.1370	0.1370	0.1370
Zone 2	0.5385	0.5385	0.5385
Zone 3	0.4820	0.4820	0.4820
Zone 4	0.0250	0.0250	0.0250
Total Funded FTE's	1.1825	1.1825	1.1825

ANTIOCH
2019-21 OPERATING BUDGET

SPECIAL REVENUE FUNDS

LONE TREE WAY MAINTENANCE DISTRICT FUND (251) (Continued)

LONE TREE MAINTENANCE DISTRICT - ZONE 1 (251-4511)								
	2016-17	2017-18	2018-19	2018-19	2019-20	%	2020-21	%
	Actual	Actual	Budget	Revised	Proposed	Change	Proposed	Change
Source of Funds:								
Investment Income	947	1,438	500	7,000	1,000	-86%	1,000	0%
Assessment Fees	148,713	148,336	149,091	148,216	148,216	0%	148,216	0%
Total Source of Funds	149,660	149,774	149,591	155,216	149,216	-4%	149,216	0%
Use of Funds:								
Personnel	12,855	12,650	13,538	14,292	18,481	29%	19,670	6%
Services & Supplies	68,407	72,046	141,491	141,335	103,106	-27%	105,985	3%
Transfers Out	58,878	52,015	61,376	36,642	13,438	-63%	13,698	2%
Internal Services	2,017	2,116	10,142	10,142	9,695	-4%	9,695	0%
Total Use of Funds	142,157	138,827	226,547	202,411	144,720	-29%	149,048	3%
Funded FTE'S	0.1140	0.1140	0.1140	0.1370	0.1370		0.1370	

ANTIOCH
2019-21 OPERATING BUDGET

SPECIAL REVENUE FUNDS

LONE TREE WAY MAINTENANCE DISTRICT FUND (251) (Continued)

LONE TREE MAINTENANCE DISTRICT – ZONE 2 (251-4512)								
	2016-17 Actual	2017-18 Actual	2018-19 Budget	2018-19 Revised	2019-20 Proposed	% Change	2020-21 Proposed	% Change
Source of Funds:								
Assessment Fees	198,112	197,609	198,615	197,162	198,615	1%	198,615	0%
Transfer In – General Fund	0	0	0	0	0	0%	60,000	100%
Total Source of Funds	198,112	197,609	198,615	197,162	198,615	1%	258,615	30%
Use of Funds:								
Personnel	54,146	56,390	60,604	63,391	66,028	4%	71,318	8%
Services & Supplies	85,873	86,062	123,662	123,177	104,765	-15%	105,175	0%
Transfers Out	63,925	56,475	66,638	39,784	61,613	55%	62,802	2%
Internal Services	2,016	2,115	15,541	15,541	15,435	-1%	15,435	0%
Total Use of Funds	205,960	201,042	266,445	241,893	247,841	2%	254,730	3%
Funded FTE'S	0.5510	0.5510	0.5510	0.5385	0.5385		0.5385	

ANTIOCH
2019-21 OPERATING BUDGET

SPECIAL REVENUE FUNDS

LONE TREE WAY MAINTENANCE DISTRICT FUND (251) (Continued)

LONE TREE MAINTENANCE DISTRICT - ZONE 3 (251-4513)								
	2016-17	2017-18	2018-19	2018-19	2019-20	%	2020-21	%
	Actual	Actual	Budget	Revised	Proposed	Change	Proposed	Change
Source of Funds:								
Assessment Fees	216,708	216,158	217,259	215,574	217,259	1%	217,259	0%
Total Source of Funds	216,708	216,158	217,259	215,574	217,259	1%	217,259	0%
Use of Funds:								
Personnel	50,863	50,725	54,418	56,940	61,078	7%	64,683	6%
Services & Supplies	48,755	34,363	106,554	92,547	77,694	-16%	77,774	0%
Transfers Out	75,561	76,882	86,510	61,070	117,833	93%	118,891	1%
Internal Services	2,016	2,115	12,748	12,748	12,630	-1%	12,630	0%
Total Use of Funds	177,195	164,085	260,230	223,305	269,235	21%	273,978	2%
Funded FTE'S	0.4590	0.4590	0.4590	0.4820	0.4820		0.4820	

ANTIOCH
2019-21 OPERATING BUDGET

SPECIAL REVENUE FUNDS

LONE TREE WAY MAINTENANCE DISTRICT FUND (251) (Continued)

LONE TREE MAINTENANCE DISTRICT - ZONE 4 (251-4514)								
	2016-17 Actual	2017-18 Actual	2018-19 Budget	2018-19 Revised	2019-20 Proposed	% Change	2020-21 Proposed	% Change
Source of Funds:								
Assessment Fees	76,492	76,298	76,686	76,125	76,686	1%	76,686	0%
Total Source of Funds	76,492	76,298	76,686	76,125	76,686	1%	76,686	0%
Use of Funds:								
Personnel	21,842	23,923	25,470	18,639	4,616	-75%	5,011	9%
Services & Supplies	33,097	30,928	52,699	50,265	49,562	-1%	49,590	0%
Transfers Out	42,152	16,514	19,486	11,634	28,204	142%	28,341	0%
Internal Services	2,016	2,115	5,886	5,886	5,301	-10%	5,301	0%
Total Use of Funds	99,107	73,480	103,541	86,424	87,683	1%	88,243	1%
Funded FTE'S	0.13	0.13	0.13	0.025	0.025		0.025	

ANTIOCH
2019-21 OPERATING BUDGET

SPECIAL REVENUE FUNDS

DOWNTOWN MAINTENANCE DISTRICT FUND (252)

The Downtown Maintenance District provides a variety of services to maintain landscaped and non-landscaped areas, including minor medians, fishing pier, trails, right-of-ways, flowerbeds and parking lots; assists in community events as needed including 4th of July, street fairs, and banner installations.

DOWNTOWN MAINTENANCE DISTRICT (FUND 252)								
Statement of Revenues, Expenditures and Change in Fund Balance								
	2016-17 Actual	2017-18 Actual	2018-19 Budget	2018-19 Revised	2019-20 Proposed	% Change	2020-21 Proposed	% Change
Beginning Balance, July 1	\$27,258	\$29,310	\$46,721	\$46,721	\$28,486		\$13,480	
Revenue Source:								
Investment Income	70	63	50	100	50	-50%	50	0%
Transfers In	82,600	81,000	81,000	81,000	95,000	17%	99,000	4%
Total Revenue	82,670	81,063	81,050	81,100	95,050	17%	99,050	4%
Expenditures:								
Personnel	32,808	25,906	37,387	37,208	43,536	17%	44,419	2%
Services & Supplies	42,574	32,825	41,920	42,920	47,820	11%	48,320	1%
Transfer Out	3,364	2,972	3,507	2,094	0	-100%	0	0%
Internal Services	1,872	1,949	17,113	17,113	18,700	9%	18,700	0%
Total Expenditures	80,618	63,652	99,927	99,335	110,056	11%	111,439	1%
Ending Balance, June 30	\$29,310	\$46,721	\$27,844	\$28,486	\$13,480		\$1,091	
Funded FTE's:				Funded 2018-19	Funded 2019-20		Funded 2020-21	
				0.02	0.02		0.02	

ANTIOCH
2019-21 OPERATING BUDGET

SPECIAL REVENUE FUNDS

ALMONDRIDGE MAINTENANCE DISTRICT FUND (253)

Almondridge Maintenance District Provides a variety of services to maintain landscaped and non-landscaped areas, including minor medians, open space, cul-de-sacs, trails, right-of-ways, and neighborhood landscaping.

ALMONDRIDGE MAINTENANCE DISTRICT (FUND 253)								
Statement of Revenues, Expenditures and Change in Fund Balance								
	2016-17	2017-18	2018-19	2018-19	2019-20	%	2020-21	%
	Actual	Actual	Budget	Revised	Proposed	Change	Proposed	Change
Beginning Balance, July 1	\$80,811	\$90,895	\$90,110	\$90,110	\$89,073		\$74,589	
Revenue Source:								
Investment Income	473	590	200	1,300	900	-31%	600	-33%
Assessment Fees	109,447	109,169	109,725	106,288	101,920	-4%	109,725	8%
Total Revenue	109,920	109,759	109,925	107,588	102,820	-4%	110,325	7%
Expenditures:								
Personnel	8,614	9,201	9,791	7,675	4,616	-40%	5,011	9%
Services & Supplies	18,113	20,473	36,048	36,022	33,736	-6%	33,775	0%
Transfer Out	71,266	78,945	73,255	61,868	75,897	23%	75,897	0%
Internal Services	1,843	1,925	3,060	3,060	3,055	0%	3,055	0%
Total Expenditures	99,836	110,544	122,154	108,625	117,304	8%	117,738	0%
Ending Balance, June 30	\$90,895	\$90,110	\$77,881	\$89,073	\$74,589		\$67,176	
				Funded	Funded		Funded	
				2018-19	2019-20		2020-21	
Funded FTE's:				0.025	0.025		0.025	

ANTIOCH
2019-21 OPERATING BUDGET

SPECIAL REVENUE FUNDS

HILLCREST MAINTENANCE DISTRICT FUND (254)

Hillcrest Maintenance District consists of four maintenance zones, providing services to maintain landscaped and non-landscaped areas, including minor medians, open space, cul-de-sacs, trails, right-of-ways, and neighborhood landscaping.

HILLCREST MAINTENANCE DISTRICT (FUND 254)								
Statement of Revenues, Expenditures and Change in Fund Balance								
	2016-17	2017-18	2018-19	2018-19	2019-20	%	2020-21	%
	Actual	Actual	Budget	Revised	Proposed	Change	Proposed	Change
Beginning Balance, July 1	\$353,335	\$438,666	\$526,073	\$526,073	\$404,619		\$280,515	
Revenue Source:								
Investment Income	386	1,203	300	8,000	3,500	-56%	3,400	-3%
Assessment Fees	828,083	825,979	830,183	822,232	830,183	1%	830,183	0%
Other	0	5,000	0	0	0	0%	0	0%
Transfer In – General Fund	16,000	16,000	16,000	16,000	50,000	213%	60,000	20%
Total Revenue	844,469	848,182	846,483	846,232	883,683	4%	893,583	1%
Use of Funds:								
Personnel	185,855	193,869	208,747	209,593	201,347	-4%	211,248	5%
Services & Supplies	253,012	326,322	537,596	537,017	568,483	6%	450,786	-21%
Transfers Out	309,210	228,998	270,208	161,318	176,379	9%	179,784	2%
Internal Services	11,061	11,586	59,758	59,758	61,578	3%	61,578	0%
Total Use of Funds	759,138	760,775	1,076,309	967,686	1,007,787	4%	903,396	-10%
Ending Balance, June 30	\$438,666	\$526,073	\$296,247	\$404,619	\$280,515		\$270,702	

Funded FTE'S:	Funded	Funded	Funded
	2018-19	2019-20	2020-21
Zone 1	0.6225	0.6225	0.6225
Zone 2	0.4225	0.4225	0.4225
Zone 4	0.5000	0.5000	0.5000
Total Funded FTE's:	1.5450	1.5450	1.5450

ANTIOCH
2019-21 OPERATING BUDGET

SPECIAL REVENUE FUNDS

HILLCREST MAINTENANCE DISTRICT FUND (254) (Continued)

HILLCREST MAINTENANCE DISTRICT, ZONE 1 (254-4541)								
	2016-17 Actual	2017-18 Actual	2018-19 Budget	2018-19 Revised	2019-20 Proposed	%	2020-21 Proposed	%
						Change		Change
Source of Funds:								
Investment Income	386	1,203	300	8,000	3,500	-56%	3,400	-3%
Assessment Fees	276,389	275,687	277,090	273,335	277,090	1%	277,090	0%
Other	0	10,106	0	0	0	0%	0	0%
Transfer In – General Fund	0	0	0	0	0	0%	10,000	100%
Total Source of Funds	276,775	286,996	277,390	281,335	280,590	0%	290,490	4%
Use of Funds:								
Personnel	74,435	77,564	83,686	82,819	82,034	-1%	86,583	6%
Services & Supplies	57,813	91,922	182,878	182,428	169,427	-7%	169,527	0%
Transfers Out	102,104	90,203	106,436	63,544	71,691	13%	73,075	2%
Internal Services	3,687	3,862	20,319	20,319	21,280	5%	21,280	0%
Total Use of Funds	238,039	263,551	393,319	349,110	344,432	-1%	350,465	2%
Funded FTE's	0.6725	0.6725	0.6725	0.6225	0.6225		0.6225	

ANTIOCH
2019-21 OPERATING BUDGET

SPECIAL REVENUE FUNDS

HILLCREST MAINTENANCE DISTRICT FUND (254) (Continued)

HILLCREST MAINTENANCE DISTRICT ZONE 2 (254-4542)								
	2016-17 Actual	2017-18 Actual	2018-19 Budget	2018-19 Revised	2019-20 Proposed	% Change	2020-21 Proposed	% Change
Source of Funds:								
Assessment Fees	364,977	364,050	365,903	363,076	365,903	1%	365,903	0%
Total Source of Funds	364,977	364,050	365,903	363,076	365,903	1%	365,903	0%
Use of Funds:								
Personnel	51,121	53,456	57,502	58,385	54,292	-7%	57,477	6%
Services & Supplies	132,094	144,598	273,307	273,090	292,735	7%	174,870	-40%
Transfers Out	142,011	81,287	95,915	57,263	47,694	-17%	48,615	2%
Internal Services	3,687	3,862	24,804	24,804	24,426	-2%	24,426	0%
Total Use of Funds	328,913	283,203	451,528	413,542	419,147	1%	305,388	-27%
Funded FTE's	0.4475	0.4475	0.4475	0.4225	0.4225		0.4225	

ANTIOCH
2019-21 OPERATING BUDGET

SPECIAL REVENUE FUNDS

HILLCREST MAINTENANCE DISTRICT FUND (254) (Continued)

HILLCREST MAINTENANCE DISTRICT, ZONE 4 (254-4544)								
	2016-17 Actual	2017-18 Actual	2018-19 Budget	2018-19 Revised	2019-20 Proposed	% Change	2020-21 Proposed	% Change
Revenue Source:								
Assessment Fees	186,717	186,242	187,190	185,821	187,190	1%	187,190	0%
Other	0	(5,106)	0	0	0	0%	0	0%
Transfer In – General Fund	16,000	16,000	16,000	16,000	50,000	213%	50,000	0%
Total Revenue	202,717	197,136	203,190	201,821	237,190	18%	237,190	0%
Use of Funds:								
Personnel	60,299	62,849	67,559	68,389	65,021	-5%	67,188	3%
Services & Supplies	63,105	89,802	81,411	81,499	106,321	30%	106,389	0%
Transfers Out	65,095	57,508	67,857	40,511	56,994	41%	58,094	2%
Internal Services	3,687	3,862	14,635	14,635	15,872	8%	15,872	0%
Total Use of Funds	192,186	214,021	231,462	205,034	244,208	19%	247,543	1%
Funded FTE'S	0.525	0.525	0.525	0.500	0.500		0.500	

ANTIOCH
2019-21 OPERATING BUDGET

SPECIAL REVENUE FUNDS

PARK MAINTENANCE DISTRICT 1-A FUND (255)

Park Maintenance District 1-A provides services to maintain landscaped and non-landscaped areas, including minor medians, open space, cul-de-sacs, trails, right-of-ways, and neighborhood landscaping. Services are also provided for the District owned and operated RV storage facility.

Park 1A Maintenance District (FUND 255)								
Statement of Revenues, Expenditures and Change in Fund Balance								
	2016-17	2017-18	2018-19	2018-19	2019-20	%	2020-21	%
	Actual	Actual	Budget	Revised	Proposed	Change	Proposed	Change
Beginning Balance, July 1	\$72,110	\$91,166	\$119,543	\$119,543	\$150,700		\$167,678	
Revenue Sources:								
Taxes	35,216	38,238	34,287	41,165	44,273	8%	47,675	8%
Investment Income & Rentals	46,062	44,246	40,600	45,505	45,805	1%	46,105	1%
Revenue from Other Agencies	255	261	115	250	250	0%	250	0%
Other	40	32	0	0	0	0%	0	0%
Total Revenues	81,573	82,777	75,002	86,920	90,328	4%	94,030	4%
Expenditures:								
Personnel	2,117	2,310	2,460	2,392	3,691	54%	4,007	9%
Services & Supplies	31,236	23,499	43,724	43,724	64,088	47%	44,105	-31%
Transfers Out	10,093	8,917	10,521	6,281	0	-100%	0	0%
Internal Services	19,071	19,674	3,366	3,366	5,571	66%	5,571	0%
Total Expenditures	62,517	54,400	60,071	55,763	73,350	32%	53,683	-27%
Ending Balance, June 30	\$91,166	\$119,543	\$134,474	\$150,700	\$167,678		\$208,025	
Funded FTE'S:				Funded	Funded		Funded	
				2018-19	2019-20		2020-21	
				0.02	0.02		0.02	

ANTIOCH
2019-21 OPERATING BUDGET

SPECIAL REVENUE FUNDS

CITYWIDE DISTRICT 2A MAINTENANCE DISTRICT FUND (256)

Citywide District 2A Maintenance District consists of seven open and three un-funded maintenance zones, providing a variety of services to maintain landscaped and non-landscaped areas, including minor medians, 87 acres of open space, 148 cul-de-sacs, 28,000 linear feet of trails, 15 acres of right-of-way, and 6 subdivision entrance signs. One new zone was added in this district during fiscal 06/07 in the Markley Creek area.

CITYWIDE 2A MAINTENANCE DISTRICT (FUND 256)								
Statement of Revenues, Expenditures and Change in Fund Balance								
	2016-17	2017-18	2018-19	2018-19	2019-20	%	2020-21	%
	Actual	Actual	Budget	Revised	Proposed	Change	Proposed	Change
Beginning Balance, July 1	\$392,364	\$410,355	\$452,568	\$452,568	\$294,019		\$140,827	
Revenue Source:								
Investment Income	1,405	1,842	1,000	7,000	1,800	-74%	1,000	-44%
Assessment Fees	426,924	425,841	428,007	386,433	406,775	5%	462,975	14%
Transfers In	97,000	68,000	121,000	121,000	191,000	58%	144,000	-25%
Total Revenue	525,329	495,683	550,007	514,433	599,575	17%	607,975	1%
Expenditures:								
Personnel	73,238	86,660	93,390	95,793	94,145	-2%	99,871	6%
Services & Supplies	248,157	194,751	409,772	409,139	474,236	16%	383,683	-19%
Transfers Out	179,368	165,184	184,532	133,408	140,990	6%	142,432	1%
Internal Services	6,575	6,875	34,642	34,642	43,396	25%	43,396	0%
Total Expenditures	507,338	453,470	722,336	672,982	752,767	12%	669,382	-11%
Ending Balance, June 30	\$410,355	\$452,568	\$280,239	\$294,019	\$140,827		\$79,420	

ANTIOCH
2019-21 OPERATING BUDGET

SPECIAL REVENUE FUNDS

CITYWIDE DISTRICT 2A MAINTENANCE DISTRICT FUND (256) (Continued)

CITYWIDE DISTRICT 2A MAINTENANCE DISTRICT STAFFING SUMMARY			
Funded FTE's:	Funded 2018-19	Funded 2019-20	Funded 2020-21
Zone 3	0.0800	0.0800	0.0800
Zone 4	0.0250	0.0250	0.0250
Zone 5	0.1175	0.1175	0.1175
Zone 6	0.0375	0.0375	0.0375
Zone 8	0.1875	0.1875	0.1875
Zone 9	0.1750	0.1750	0.1750
Zone 10	0.0900	0.0900	0.0900
Total Funded FTE's:	0.7125	0.7125	0.7125

ANTIOCH
2019-21 OPERATING BUDGET

SPECIAL REVENUE FUNDS

CITYWIDE DISTRICT 2A MAINTENANCE DISTRICT FUND (256) (Continued)

CITYWIDE MAINTENANCE ZONE 3 (256-4563)								
	2016-17 Actual	2017-18 Actual	2018-19 Budget	2018-19 Revised	2019-20 Proposed	% Change	2020-21 Proposed	% Change
Source of Funds:								
Investment Income	1,405	1,842	1,000	7,000	1,800	-74%	1,000	-44%
Assessment Fees	14,566	14,529	14,603	14,496	14,500	0%	14,500	0%
Transfer In – General Fund	18,000	0	16,000	16,000	16,000	0%	16,000	0%
Total Source of Funds	33,971	16,371	31,603	37,496	32,300	-14%	31,500	-2%
Use of Funds:								
Personnel	8,559	8,898	9,580	9,955	10,009	1%	10,573	6%
Services & Supplies	6,224	6,096	12,878	12,830	15,008	17%	15,012	0%
Transfers Out	15,140	13,376	15,782	9,422	9,599	2%	9,784	2%
Internal Services	1,095	1,145	2,513	2,513	3,443	37%	3,443	0%
Total Use of Funds	31,018	29,515	40,753	34,720	38,059	10%	38,812	2%
Funded FTE's	0.08	0.08	0.08	0.08	0.08		0.08	

ANTIOCH
2019-21 OPERATING BUDGET

SPECIAL REVENUE FUNDS

CITYWIDE DISTRICT 2A MAINTENANCE DISTRICT FUND (256) (Continued)

CITYWIDE MAINTENANCE ZONE 4 (256-4564)								
	2016-17 Actual	2017-18 Actual	2018-19 Budget	2018-19 Revised	2019-20 Proposed	% Change	2020-21 Proposed	% Change
Source of Funds:								
Assessment Fees	12,978	12,945	13,011	12,916	12,920	0%	12,920	0%
Transfer In – General Fund	6,000	10,000	10,000	10,000	70,000	600%	23,000	-67%
Total Source of Funds	18,978	22,945	23,011	22,916	82,920	262%	35,920	-57%
Use of Funds:								
Personnel	2,423	2,530	2,706	2,834	2,773	-2%	2,957	7%
Services & Supplies	12,363	15,053	16,056	16,038	86,161	437%	26,166	-70%
Transfer Out – SLLMD Admin	5,047	4,459	5,261	3,141	3,000	-4%	3,057	2%
Internal Services	1,096	1,146	1,697	1,697	5,041	197%	5,041	0%
Total Use of Funds	20,929	23,188	25,720	23,710	96,975	309%	37,221	-62%
Funded FTE's	0.025	0.025	0.025	0.025	0.025		0.025	

ANTIOCH
2019-21 OPERATING BUDGET

SPECIAL REVENUE FUNDS

CITYWIDE DISTRICT 2A MAINTENANCE DISTRICT FUND (256) (Continued)

CITYWIDE MAINTENANCE ZONE 5 (256-4565)								
	2016-17 Actual	2017-18 Actual	2018-19 Budget	2018-19 Revised	2019-20 Proposed	% Change	2020-21 Proposed	% Change
Source of Funds:								
Assessment Fees	1,499	1,495	1,503	1,492	1,500	1%	1,500	0%
Transfer In – General Fund	55,000	50,000	55,000	55,000	55,000	0%	55,000	0%
Total Source of Funds	56,499	51,495	56,503	56,492	56,500	0%	56,500	0%
Use of Funds:								
Personnel	12,866	13,374	14,462	14,992	15,119	1%	15,943	5%
Services & Supplies	20,201	14,584	33,551	33,441	28,792	-14%	28,794	0%
Transfer Out – SLLMD Admin	20,187	17,834	21,044	12,564	14,099	12%	14,371	2%
Internal Services	1,096	1,146	3,796	3,796	4,143	9%	4,143	0%
Total Use of Funds	54,350	46,938	72,853	64,793	62,153	-4%	63,251	2%
Funded FTE's	0.1175	0.1175	0.1175	0.1175	0.1175		0.1175	

ANTIOCH
2019-21 OPERATING BUDGET

SPECIAL REVENUE FUNDS

CITYWIDE DISTRICT 2A MAINTENANCE DISTRICT FUND (256) (Continued)

CITYWIDE MAINTENANCE ZONE 6 (256-4566)								
	2016-17 Actual	2017-18 Actual	2018-19 Budget	2018-19 Revised	2019-20 Proposed	% Change	2020-21 Proposed	% Change
Source of Funds:								
Assessment Fees	28,720	28,647	28,792	28,582	28,600	0%	28,600	0%
Transfer In – General Fund	18,000	8,000	40,000	40,000	50,000	25%	50,000	0%
Total Source of Funds	46,720	36,647	68,792	68,582	78,600	15%	78,600	0%
Use of Funds:								
Personnel	4,169	4,348	4,713	5,033	5,014	0%	5,270	5%
Services & Supplies	27,586	25,760	83,175	83,167	66,212	-20%	66,222	0%
Transfer Out – SLLMD Admin	6,729	5,944	7,014	4,188	4,499	7%	4,586	2%
Internal Services	1,096	1,146	4,629	4,629	5,288	14%	5,288	0%
Total Use of Funds	39,580	37,198	99,531	97,017	81,013	-16%	81,366	0%
Funded FTE's	0.0375	0.375	0.0375	0.0375	0.0375		0.0375	

ANTIOCH
2019-21 OPERATING BUDGET

SPECIAL REVENUE FUNDS

CITYWIDE DISTRICT 2A MAINTENANCE DISTRICT FUND (256) (Continued)

CITYWIDE MAINTENANCE ZONE 8 (256-4568)								
	2016-17 Actual	2017-18 Actual	2018-19 Budget	2018-19 Revised	2019-20 Proposed	% Change	2020-21 Proposed	% Change
Source of Funds:								
Assessment Fees	75,126	74,936	75,317	74,335	74,335	0%	74,335	0%
Total Source of Funds	75,126	74,936	75,317	74,335	74,335	0%	74,335	0%
Use of Funds:								
Personnel	19,650	20,454	21,999	22,748	22,840	0%	24,176	6%
Services & Supplies	13,356	14,311	34,466	34,320	52,050	52%	31,383	-40%
Transfers Out	26,916	23,779	28,058	16,751	22,497	34%	22,932	2%
Internal Services	1,096	1,146	5,095	5,095	6,579	29%	6,579	0%
Total Use of Funds	61,018	59,690	89,618	78,914	103,966	32%	85,070	-18%
Funded FTE's	0.1875	0.1875	0.1875	0.1875	0.1875		0.1875	

ANTIOCH
2019-21 OPERATING BUDGET

SPECIAL REVENUE FUNDS

CITYWIDE DISTRICT 2A MAINTENANCE DISTRICT FUND (256) (Continued)

CITYWIDE MAINTENANCE ZONE 9 (256-4569)								
	2016-17 Actual	2017-18 Actual	2018-19 Budget	2018-19 Revised	2019-20 Proposed	%	2020-21 Proposed	%
						Change		Change
Source of Funds:								
Assessment Fees	116,551	116,255	116,846	115,992	116,000	0%	116,000	0%
Total Source of Funds	116,551	116,255	116,846	115,992	116,000	0%	116,000	0%
Use of Funds:								
Personnel	18,571	19,336	20,824	21,524	21,693	1%	22,927	6%
Services & Supplies	61,122	53,088	91,435	91,356	96,408	6%	86,450	-10%
Transfers Out	25,233	22,292	26,304	15,704	20,997	34%	21,403	2%
Internal Services	1,096	1,146	8,299	8,299	9,775	18%	9,775	0%
Total Use of Funds	106,022	95,862	146,862	136,883	148,873	9%	140,555	-6%
Funded FTE's	0.175	0.175	0.175	0.175	0.175		0.175	

ANTIOCH
2019-21 OPERATING BUDGET

SPECIAL REVENUE FUNDS

CITYWIDE DISTRICT 2A MAINTENANCE DISTRICT FUND (256) (Continued)

CITYWIDE MAINTENANCE ZONE 10 (256-4572)								
	2016-17 Actual	2017-18 Actual	2018-19 Budget	2018-19 Revised	2019-20 Proposed	%	2020-21 Proposed	%
						Change		Change
Source of Funds:								
Assessment Fees	177,484	177,034	177,935	138,620	158,920	15%	215,120	0%
Total Source of Funds	177,484	177,034	177,935	138,620	158,920	15%	215,120	35%
Use of Funds:								
Personnel	7,000	17,720	19,106	18,707	16,697	-11%	18,025	8%
Services & Supplies	107,305	65,859	138,211	137,987	129,605	-6%	129,656	0%
Transfers Out	80,116	77,500	81,069	71,638	66,299	-7%	66,299	0%
Internal Services	0	0	8,613	8,613	9,127	6%	9,127	0%
Total Use of Funds	194,421	161,079	246,999	236,945	221,728	-6%	223,107	1%
Funded FTE's	0.037	0.0975	0.0975	0.09	0.09		0.09	

ANTIOCH
2019-21 OPERATING BUDGET

SPECIAL REVENUE FUNDS

STREET LIGHT AND LANDSCAPE MAINTENANCE DISTRICT ADMINISTRATION FUND (257)

Park Administration provides funds for items shared by all six landscape maintenance districts such as vehicle and landscape equipment and provides oversight personnel for a wide variety of services, including maintenance of street trees, medians, cul-de-sacs and open space. Any overtime incurred by crews working in the landscape districts is paid from this fund. A portion of the Work Alternative Program (WAP) is also funded.

STREET LIGHT AND LANDSCAPE MAINTENANCE DISTRICT ADMINISTRATION (FUND 257)								
Statement of Revenues, Expenditures and Change in Fund Balance								
	2016-17 Actual	2017-18 Actual	2018-19 Budget	2018-19 Revised	2019-20 Proposed	%	2020-21 Proposed	%
						Change		Change
Beginning Balance, July 1	\$0	\$0	\$0	\$0	\$0		\$0	
Revenue Source:								
Other	0	500	0	0	0	0%	0	0%
Transfers In	645,980	570,687	673,386	402,022	388,067	-3%	395,558	2%
Total Revenue	645,980	571,187	673,386	402,022	388,067	-3%	395,558	2%
Expenditures:								
Personnel	74,789	89,681	100,532	100,532	78,953	-21%	80,988	3%
Services & Supplies	297,627	207,301	251,024	252,305	257,362	2%	267,756	4%
Transfers Out	20,930	21,304	25,091	24,651	28,523	16%	23,585	-17%
Internal Services	252,634	252,901	24,534	24,534	23,229	-5%	23,229	0%
Total Expenditures	645,980	571,187	401,181	402,022	388,067	-3%	395,558	2%
Ending Balance, June 30	\$0	\$0	\$272,205	\$0	\$0		\$0	
Funded FTE's:				Funded 2018-19	Funded 2019-20		Funded 2020-21	
				0.33	0.13		0.13	

ANTIOCH
2019-21 OPERATING BUDGET

SPECIAL REVENUE FUNDS

EAST LONE TREE DISTRICT FUND (259)

East Lone Tree District came on line during fiscal year 06-07 and provides a variety of services to maintain landscaped and non-landscaped areas, including minor medians, open space, cul-de-sacs, trails, right-of-ways, and neighborhood landscaping; special provisions are included for creek maintenance for a period of five years.

EAST LONE TREE STREET LIGHT AND LANDSCAPE MAINTENANCE DISTRICT (FUND 259)								
Statement of Revenues, Expenditures and Change in Fund Balance								
	2016-17 Actual	2017-18 Actual	2018-19 Budget	2018-19 Revised	2019-20 Proposed	% Change	2020-21 Proposed	% Change
Beginning Balance, July 1	\$138,180	\$137,657	\$131,271	\$131,271	\$84,424		\$68,071	
Revenue Source:								
Investment Income	454	829	750	2,000	900	-55%	700	0%
Assessment Fees	164,776	164,358	165,195	116,887	163,294	40%	163,294	0%
Total Revenue	165,230	165,187	165,945	118,887	164,194	38%	163,994	0%
Expenditures:								
Personnel	27,521	18,993	19,983	23,610	24,963	6%	27,042	8%
Services & Supplies	84,359	101,323	90,085	88,890	112,930	27%	101,773	-10%
Transfers Out	53,873	51,257	54,826	45,396	34,165	-25%	34,165	0%
Internal Services	0	0	7,838	7,838	8,489	8%	8,489	0%
Total Expenditures	165,753	171,573	172,732	165,734	180,547	9%	171,469	-5%
Ending Balance, June 30	\$137,657	\$131,271	\$124,484	\$84,424	\$68,071		\$60,596	
				Funded 2018-19	Funded 2019-20		Funded 2020-21	
Funded FTE's:				0.135	0.135		0.135	

ANTIOCH
2019-21 OPERATING BUDGET

SPECIAL REVENUE FUNDS

EAST LONE TREE BENEFIT DISTRICT FUND 270 – This fund accounts for the East Lone Tree Public Facility Benefit District formed by the City in December 2016. A benefit district fee is charged to developers to be used to fund the planning, design/engineering and construction of transportation improvements – specifically the segments of Slatten Ranch Road and related infrastructure including storm drain, water, sanitary sewer, dry utilities and East Antioch Trail improvements.

EAST LONE TREE BENEFIT DISTRICT (FUND 270)								
Statement of Revenues, Expenditures and Change in Fund Balance								
	2016-17 Actual	2017-18 Actual	2018-19 Budget	2018-19 Revised	2019-20 Proposed	%	2020-21 Proposed	%
						Change		Change
Beginning Balance, July 1	\$0	\$914,923	\$1,842,975	\$1,842,975	\$1,768,976		\$1,704,402	
Revenue Source:								
Interest Income	476	349	1,800	20,000	8,000	-60%	7,000	-13%
Benefit District Fees	915,000	930,000	930,000	930,000	930,000	0%	930,000	0%
Total Revenue	915,476	930,349	931,800	950,000	938,000	-1%	937,000	0%
Expenditures:								
Services & Supplies	553	2,297	997,704	1,000,204	1,000,500	0%	1,000,500	0%
Internal Services	0	0	23,795	23,795	2,074	-91%	2,074	0%
Total Expenditures	553	2,297	1,021,499	1,023,999	1,002,574	-2%	1,002,574	0%
Ending Balance, June 30	\$914,923	\$1,842,975	\$1,753,276	\$1,768,976	\$1,704,402		\$1,638,828	

ANTIOCH
2019-21 OPERATING BUDGET

SPECIAL REVENUE FUNDS

CFD 2016-01 POLICE PROTECTION (280)

On January 24, 2017, the City passed Resolution 2017/10 authorizing the formation of City of Antioch Community Facilities District 2016-01 (Police Protection) (CFD) pursuant to the Mello-Roos Community Facilities Act of 1982, as amended, Section 53311 *et seq.* of the California Government Code. A special tax, secured by a continuing lien against all non-exempt real property in the CFD, will be levied annually upon the same roll as ordinary, ad valorem real property taxes. The CFD is authorized to fund all or a portion of the cost of Police protection services, including the maintenance and upkeep of facilities and equipment, as well as overhead and administrative expenses performed in relation to the CFD.

CFD 2016-01 POLICE PROTECTION (FUND 280)								
Statement of Revenues, Expenditures and Change in Fund Balance								
	2016-17 Actual	2017-18 Actual	2018-19 Budget	2018-19 Revised	2019-20 Proposed	% Change	2020-21 Proposed	% Change
Beginning Balance, July 1	\$0	\$0	\$0	\$0	\$24,747		\$1,072	
Revenue Source:								
Investment Income	0	0	0	200	350	75%	400	14%
Assessment Revenue	0	0	0	24,644	50,000	103%	100,000	100%
Total Revenue	0	0	0	24,844	50,350	103%	100,400	99%
Expenditures:								
Services & Supplies	0	0	0	97	25	-74%	50	100%
Transfers Out	0	0	0	0	74,000	100%	100,000	35%
Total Expenditures	0	0	0	97	74,025	76214%	100,050	35%
Ending Balance, June 30	\$0	\$0	\$0	\$24,747	\$1,072		\$1,422	

ANTIOCH
2019-21 OPERATING BUDGET

SPECIAL REVENUE FUNDS

CFD 2018-01 PUBLIC SERVICES (281)

On February 27, 2018, the City passed Resolution 2018/26 authorizing the formation of City of Antioch Community Facilities District 2018-01 (Public Services) (CFD) pursuant to the Mello-Roos Community Facilities Act of 1982, as amended, Section 53311 *et seq.* of the California Government Code. A special tax, secured by a continuing lien against all non-exempt real property in the CFD, will be levied annually upon the same roll as ordinary, ad valorem real property taxes. The CFD is authorized to fund all or a portion of the cost of neighborhood park and street lighting maintenance, neighborhood landscape maintenance, storm water maintenance, open space maintenance, and administrative expenses related to the CFD.

CFD 2018-01 PUBLIC SERVICES (FUND 281)								
Statement of Revenues, Expenditures and Change in Fund Balance								
	2016-17 Actual	2017-18 Actual	2018-19 Budget	2018-19 Revised	2019-20 Proposed	% Change	2020-21 Proposed	% Change
Beginning Balance, July 1	\$0	\$0	\$0	\$0	\$2,505		\$8,881	
Revenue Source:								
Investment Income	0	0	0	10	100	900%	1,000	900%
Assessment Revenue	0	0	0	0	69,000	100%	535,948	677%
Other	0	0	0	2,500	0	-100%	0	0%
Total Revenue	0	0	0	2,510	69,100	2653%	536,948	677%
Expenditures:								
Services & Supplies	0	0	0	5	60,050	1200900%	500,200	733%
Internal Services	0	0	0	0	2,674	100%	2,674	0%
Total Expenditures	0	0	0	5	62,724	1254380%	502,874	702%
Ending Balance, June 30	\$0	\$0	\$0	\$2,505	\$8,881		\$42,955	

ANTIOCH
2019-21 OPERATING BUDGET

SPECIAL REVENUE FUNDS

CFD 2018-02 POLICE PROTECTION (282)

On October 23, 2018, the City passed Resolution 2018/137 authorizing the formation of City of Antioch Community Facilities District 2018-02 (Police Protection) (CFD) pursuant to the Mello-Roos Community Facilities Act of 1982, as amended, Section 53311 *et seq.* of the California Government Code. A special tax, secured by a continuing lien against all non-exempt real property in the CFD, will be levied annually upon the same roll as ordinary, ad valorem real property taxes. The CFD is authorized to fund all or a portion of the cost of Police protection services, including the maintenance and upkeep of facilities and equipment, as well as overhead and administrative expenses performed in relation to the CFD.

CFD 2018-02 POLICE PROTECTION (FUND 282)								
Statement of Revenues, Expenditures and Change in Fund Balance								
	2016-17 Actual	2017-18 Actual	2018-19 Budget	2018-19 Revised	2019-20 Proposed	% Change	2020-21 Proposed	% Change
Beginning Balance, July 1	\$0	\$0	\$0	\$0	\$10,003		\$10,328	
Revenue Source:								
Investment Income	0	0	0	0	350	100%	400	14%
Assessment Revenue	0	0	0	0	50,000	100%	100,000	100%
Other	0	0	0	10,325	0	-100%	0	0%
Total Revenue	0	0	0	10,325	50,350	100%	100,400	99%
Expenditures:								
Services & Supplies	0	0	0	322	25	-92%	50	100%
Transfers Out	0	0	0	0	50,000	100%	100,000	100%
Internal Services	0	0	0	0	0	0%	0	0%
Total Expenditures	0	0	0	322	50,025	15436%	100,050	100%
Ending Balance, June 30	\$0	\$0	\$0	\$10,003	\$10,328		\$10,678	

ANTIOCH
2019-21 OPERATING BUDGET

SPECIAL REVENUE FUNDS

POST RETIREMENT MEDICAL FUNDS 577, 578, 579 – Post Retirement Medical Funds are used to pay post retirement medical benefits for retirees under the following separate fund categories: Police (Fund 577), Miscellaneous (Fund 578), and Management (Fund 579).

RETIREE MEDICAL POLICE (FUND 577)								
Statement of Revenues, Expenditures and Change in Fund Balance								
	2016-17 Actual	2017-18 Actual	2018-19 Budget	2018-19 Revised	2019-20 Proposed	% Change	2020-21 Proposed	% Change
Beginning Balance, July 1	\$46,404	\$53,366	\$122,170	\$122,170	\$41,960		\$76	
Revenue Source:								
Interest Income	434	(431)	400	1,500	400	0%	400	0%
Trust Deposits/Reimbursements	547,601	662,357	610,000	688,042	778,000	13%	850,000	9%
Other	0	0	0	1,255	0	-100%	0	0%
Total Revenues	548,035	661,926	610,400	690,797	778,400	13%	850,400	9%
Expenditures:								
Post Retirement Medical - Police	535,242	587,431	722,475	727,480	763,600	5%	793,600	4%
Internal Services	5,831	5,691	43,527	43,527	56,684	30%	56,684	0%
Total Expenditures	541,073	593,122	766,002	771,007	820,284	6%	850,284	4%
Ending Balance, June 30	\$53,366	\$122,170	(\$33,432)	\$41,960	\$76		\$192	

ANTIOCH
2019-21 OPERATING BUDGET

SPECIAL REVENUE FUNDS

POST RETIREMENT MEDICAL FUNDS 577, 578, 579 (Continued) –

RETIREE MEDICAL MISCELLANEOUS (FUND 578)								
Statement of Revenues, Expenditures and Change in Fund Balance								
	2016-17	2017-18	2018-19	2018-19	2019-20	%	2020-21	%
	Actual	Actual	Budget	Revised	Proposed	Change	Proposed	Change
Beginning Balance, July 1	\$160,342	\$116,664	\$28,946	\$28,946	\$40,298		\$993	
Source of Funds:								
Interest Income	808	433	300	300	300	0%	300	0%
Trust Deposits/Reimbursements	254,791	240,705	330,000	384,810	368,000	-4%	431,000	17%
Other	0	0	0	1,255	0	-100%	0	0%
Total Source of Funds	255,599	241,138	330,300	386,365	368,300	-5%	431,300	17%
Use of Funds:								
Post Retirement Medical - Misc.	293,188	322,398	341,950	345,700	366,200	6%	390,200	7%
Internal Services	6,089	6,458	29,313	29,313	41,405	41%	41,405	0%
Total Use of Funds	299,277	328,856	371,263	375,013	407,605	9%	431,605	6%
Ending Balance, June 30	\$116,664	\$28,946	(\$12,017)	\$40,298	\$993		\$688	

ANTIOCH
2019-21 OPERATING BUDGET

SPECIAL REVENUE FUNDS

POST RETIREMENT MEDICAL FUNDS 577, 578, 579 (Continued) -

RETIREE MEDICAL MANAGEMENT (FUND 579)								
Statement of Revenues, Expenditures and Change in Fund Balance								
	2016-17 Actual	2017-18 Actual	2018-19 Budget	2018-19 Revised	2019-20 Proposed	%	2020-21 Proposed	%
						Change		Change
Beginning Balance, July 1	\$361,090	\$24,567	\$39,695	\$39,695	\$85,296		\$12,068	
Source of Funds:								
Interest Income	2,571	(36)	450	450	500	11%	500	0%
Trust Deposits/Reimbursements	503,311	555,746	670,000	674,800	590,000	-13%	677,000	15%
Other	0	0	0	1,255	0	-100%	0	0%
Total Source of Funds	505,882	555,710	670,450	676,505	590,500	-13%	677,500	15%
Use of Funds:								
Post Retirement Medical - Mgmt	831,601	529,161	638,000	580,200	600,500	3%	625,500	4%
Internal Services	10,804	11,421	50,704	50,704	63,228	25%	63,228	0%
Total Use of Funds	842,405	540,582	688,704	630,904	663,728	5%	688,728	4%
Ending Balance, June 30	\$24,567	\$39,695	\$21,441	\$85,296	\$12,068		\$840	

This page left intentionally blank

**CAPITAL PROJECTS
FUNDS**

ANTIOCH
2019-21 OPERATING BUDGET

CAPITAL PROJECTS FUNDS

Capital Projects funds are utilized to account for resources used for the acquisition and construction of capital facilities by the City, with the exception of those assets financed by special revenue or proprietary funds. The City maintains six active capital projects funds listed below in the Capital Projects Fund Summary table.

CAPITAL PROJECTS FUNDS SUMMARY								
Description	Fund #	Estimated Balance 7/1/19	Proposed Revenues	Proposed Expenditures	Estimated Balance 6/30/20	Proposed Revenues	Proposed Expenditures	Estimated Balance 6/30/21
Capital Improvements (CIP)	311	\$112,542	\$2,073,019	\$2,044,285	\$141,276	\$1,312,019	\$1,283,285	\$170,010
Residential Development Allocation	319	4,718	100	50	4,768	100	50	4,818
Development Impact Fees	321	1,427,048	1,699,998	1,602	3,125,444	1,709,998	1,602	4,833,840
Hillcrest Assessment District Construction #26	361	371,156	5,000	837	375,319	1,500	230,437	146,382
Lone Tree Assessment District Const #27/31	376	98,594	500	83,032	16,062	400	8,035	8,427
Hillcrest/Highway 4 Bridge Benefit District	391	141,197	2,000	50,314	92,883	2,000	314	94,569
Total Capital Projects Funds		\$2,155,255	\$3,780,617	\$2,180,120	\$3,755,752	\$3,026,017	\$1,523,723	\$5,258,046

ANTIOCH
2019-21 OPERATING BUDGET

CAPITAL PROJECTS FUNDS

CAPITAL IMPROVEMENT FUND (CIP) (311)

The Capital Improvement Fund was established in 1987 to set aside money from the General Fund for any capital improvement project not provided for in one of the other funds. The City can transfer General Fund dollars to the Capital Improvement Fund as needed.

CAPITAL IMPROVEMENT FUND (FUND 311)								
Statement of Revenues, Expenditures and Change in Fund Balance								
	2016-17 Actual	2017-18 Actual	2018-19 Budget	2018-19 Revised	2019-20 Proposed	% Change	2020-21 Proposed	% Change
Beginning Balance, July 1	\$1,483,185	\$1,778,773	(\$91,276)	(\$91,276)	\$112,542		\$141,276	
Revenue Source:								
Investment Income	12,326	14,470	5,000	40,000	15,000	-63%	15,000	0%
Property Taxes	400,000	400,000	400,000	400,000	400,000	0%	300,000	-25%
Revenue from Other Agencies	0	107,172	4,440,128	3,925,881	300,000	-92%	400,000	33%
Current Service Charges	31,364	70,140	20,000	59,766	20,000	-67%	20,000	0%
Other	19,725	19,178	16,000	16,000	18,019	13%	12,019	-33%
Transfers In	300,000	785,831	2,925,065	2,975,375	1,320,000	-56%	565,000	-57%
Total Revenue	763,415	1,396,791	7,806,193	7,417,022	2,073,019	-72%	1,312,019	-37%
Expenditures:								
Services & Supplies	16,561	26,542	22,000	22,000	23,000	5%	17,000	-26%
Capital Projects	430,704	3,220,084	7,518,782	7,189,624	1,320,000	-82%	565,000	-57%
Transfers Out	0	0	0	0	700,000	100%	700,000	0%
Internal Services	20,562	20,214	1,580	1,580	1,285	-19%	1,285	0%
Total Expenditures	467,827	3,266,840	7,542,362	7,213,204	2,044,285	-72%	1,283,285	-37%
Ending Balance, June 30	\$1,778,773	(\$91,276)	\$172,555	\$112,542	\$141,276		\$170,010	

ANTIOCH
2019-21 OPERATING BUDGET

CAPITAL PROJECTS FUNDS

CAPITAL IMPROVEMENT FUND (CIP) (311) (Continued)

CAPITAL IMPROVEMENT (311-2520)								
	2016-17 Actual	2017-18 Actual	2018-19 Budget	2018-19 Revised	2019-20 Proposed	% Change	2020-21 Proposed	% Change
Revenue Source:								
Investment Income	12,326	14,470	5,000	40,000	15,000	-63%	15,000	0%
Revenue from Other Agencies	0	107,172	2,890,128	2,890,128	0	-100%	0	0%
Current Service Charges	31,364	70,140	20,000	59,766	20,000	-67%	20,000	0%
Other	2,061	0	0	0	0	0%	0	0%
Transfers In	300,000	785,831	925,065	975,375	1,320,000	35%	565,000	-57%
Total Revenue	345,751	977,613	3,840,193	3,965,269	1,355,000	-66%	600,000	-56%
Expenditures:								
Services & Supplies	6,755	7,364	6,000	6,000	6,000	0%	6,000	0%
Capital Projects	348,549	3,067,040	2,883,981	2,554,823	1,320,000	-48%	565,000	-57%
Internal Services	20,562	20,214	327	327	266	-19%	266	0%
Total Expenditures	375,866	3,094,618	2,890,308	2,561,150	1,326,266	-48%	571,266	-57%

ANTIOCH
2019-21 OPERATING BUDGET

CAPITAL PROJECTS FUNDS

CAPITAL IMPROVEMENT FUND (CIP) (311) (Continued)

The following projects are budgeted in the Capital Improvement Division:

Capital Projects	2018-19 Revised	2019-20 Proposed	2020-21 Projected
Sidewalk Repair	\$562,278	\$450,000	\$450,000
Prewett Concrete Improvement	238,310	0	0
Prewett Pool Deck Coating	0	500,000	0
Restoration of Public Fountains	0	0	90,000
Restoration of Public Art	0	0	25,000
Prewett Park Fencing	0	140,000	0
Leo Fontana Fountain	0	80,000	0
City Hall Office Modifications	0	150,000	0
West Antioch Creek	1,754,235	0	0
Total Capital Projects	\$2,554,823	\$1,320,000	\$565,000

ENERGY EFFICIENCY & CONSERVATION (311-2535)								
	2016-17 Actual	2017-18 Actual	2018-19 Budget	2018-19 Revised	2019-20 Proposed	% Change	2020-21 Proposed	% Change
Revenue Source:								
Other	17,664	19,178	16,000	16,000	18,019	13%	12,019	-33%
Total Revenue	17,664	19,178	16,000	16,000	18,019	13%	12,019	-33%
Expenditures:								
Services & Supplies	9,806	19,178	16,000	16,000	17,000	6%	11,000	-35%
Internal Services	0	0	1,253	1,253	1,019	-19%	1,019	0%
Total Expenditures	9,806	19,178	17,253	17,253	18,019	4%	12,019	-33%

ANTIOCH
2019-21 OPERATING BUDGET

CAPITAL PROJECTS FUNDS

CAPITAL IMPROVEMENT FUND (CIP) (311) (Continued)

Pursuant to the Infrastructure Funding Agreement with NRG for the Northeast Annexation, the City is required to contribute \$300,000 to a “Special Purpose” fund annually for 10 years to be used to pay for Area 2B infrastructure improvements and \$100,000 annually of ad valorem property taxes generated from Area 1 for 5 years to pay for staff and consultant costs to implement the Agreement. This division has been established to account for the accumulation and use of the funds.

Northeast Annexation (311-2545)								
	2016-17 Actual	2017-18 Actual	2018-19 Budget	2018-19 Revised	2019-20 Proposed	% Change	2020-21 Proposed	% Change
Revenue Source:								
Property Taxes	400,000	400,000	400,000	400,000	400,000	0%	300,000	-25%
Revenue from Other Agencies	0	0	1,250,000	1,035,753	300,000	-71%	400,000	33%
Transfers In	0	0	2,000,000	2,000,000	0	-100%	0	0%
Total Revenue	400,000	400,000	3,650,000	3,435,753	700,000	100%	700,000	0%
Expenditures:								
Services & Supplies	82,155	153,044	4,634,801	4,634,801	0	-100%	0	0%
Transfers Out	0	0	0	0	700,000	100%	700,000	0%
Total Expenditures	82,155	153,044	4,634,801	4,634,801	700,000	100%	700,000	0%

ANTIOCH
2019-21 OPERATING BUDGET

CAPITAL PROJECTS FUNDS

PREWETT PARK CIP FUND (312)

The Prewett Park CIP Fund tracks the capital improvement expenses for the Antioch Community Center and Prewett Family Water Park. The City is reimbursed for expenditures through the Antioch Area Public Facilities Financing Agency (Mello Roos). All remaining reimbursable funds from Mello Roos will be drawn in fiscal year 2019 and the fund closed out.

PREWETT CIP (FUND 312)								
Statement of Revenues, Expenditures and Change in Fund Balance								
	2016-17	2017-18	2018-19	2018-19	2019-20	%	2020-21	%
	Actual	Actual	Budget	Revised	Proposed	Change	Proposed	Change
Beginning Balance, July 1	(\$184,041)	\$18,557	\$15,629	\$15,629	\$0		\$0	
Revenue Source:								
Investment Income	184	509	125	2,096	0	-100%	0	0%
Revenue from Other Agencies	1,126,048	14,782	0	12,422	0	-100%	0	0%
Total Revenue	1,126,232	15,291	125	14,518	0	-100%	0	0%
Use of Funds:								
Services & Supplies	43	242	250	151	0	-100%	0	0%
Prewett Park	923,591	17,977	9,227	9,227	0	-100%	0	0%
Transfer Out	0	0	0	20,769	0	-100%	0	0%
Total Use of Funds	923,634	18,219	9,477	30,147	0	-100%	0	0%
Ending Balance, June 30	\$18,557	\$15,629	\$6,277	\$0	\$0		\$0	

ANTIOCH
2019-21 OPERATING BUDGET

CAPITAL PROJECTS FUNDS

RESIDENTIAL DEVELOPMENT ALLOCATION FUND (319)

The Residential Development Allocation Program (RDA) was adopted May 14, 2002, by the City Council. It required that allocations be obtained prior to receiving residential development entitlements and ultimately, the issuance of building permits for residential projects. A Development Allocation is the right to proceed, subject to all applicable requirements, to obtain entitlements. This enacted process was to provide funding for specific capital improvements projects as approved by the City Council. The ordinance has expired.

RESIDENTIAL DEVELOPMENT ALLOCATION (FUND 319)								
Statement of Revenues, Expenditures and Change in Fund Balance								
	2016-17 Actual	2017-18 Actual	2018-19 Budget	2018-19 Revised	2019-20 Proposed	% Change	2020-21 Proposed	% Change
Beginning Balance, July 1	\$406,011	\$412,388	\$380,690	\$380,690	\$4,718		\$4,768	
Revenue Source:								
Investment Income	1,412	1,942	100	5,000	100	-98%	100	0%
Contributions	140,000	0	0	0	0	0%	0	0%
Total Revenue	141,412	1,942	100	5,000	100	-98%	100	0%
Expenditures:								
Services & Supplies	135,035	33,640	380,172	380,972	50	-100%	50	0%
Total Expenditures	135,035	33,640	380,172	380,972	50	-100%	50	0%
Ending Balance, June 30	\$412,388	\$380,690	\$618	\$4,718	\$4,768		\$4,818	

ANTIOCH
2019-21 OPERATING BUDGET

CAPITAL PROJECTS FUNDS

DEVELOPMENT IMPACT FEE FUND (321) – Development Impact Fees (DIFs) were established pursuant to Ordinance 2079-C-S in March 2014. Every person who develops or redevelops land in the City shall pay a DIF with the issuance of a building permit to defray the cost of certain public facilities required to serve new development within the City. The following DIFs have been created: Administrative Facilities Fee, Parks and Recreation Facilities Fee, Police Facilities Fee and Public Works Facilities Fee.

DEVELOPMENT IMPACT FEE (FUND 321)								
Statement of Revenues, Expenditures and Change in Fund Balance								
	2016-17	2017-18	2018-19	2018-19	2019-20	%	2020-21	%
	Actual	Actual	Budget	Revised	Proposed	Change	Proposed	Change
Beginning Balance, July 1	\$53,284	\$396,815	\$577,225	\$577,225	\$1,427,048		\$3,125,444	
Revenue Source:								
Investment Income	1,685	1,535	7,500	15,000	30,000	100%	40,000	33%
Development Impact Fees	342,516	179,845	258,950	836,492	1,669,998	100%	1,669,998	0%
Total Revenue	344,201	181,380	266,450	851,492	1,699,998	100%	1,709,998	1%
Expenditures:								
Services & Supplies	670	970	1,500	1,600	1,500	-6%	1,500	0%
Internal Services	0	0	69	69	102	48%	102	0%
Total Expenditures	670	970	1,569	1,669	1,602	-4%	1,602	0%
Ending Balance, June 30	\$396,815	\$577,225	\$842,106	\$1,427,048	\$3,125,444		\$4,833,840	

ANTIOCH
2019-21 OPERATING BUDGET

CAPITAL PROJECTS FUNDS

HILLCREST ASSESSMENT DISTRICT #26 CONSTRUCTION FUND (361)

The Hillcrest Assessment District No. 26 Construction Fund accounts for the expenditures related to the assessment district.

HILLCREST AD (FUND 361)								
Statement of Revenues, Expenditures and Change in Fund Balance								
	2016-17 Actual	2017-18 Actual	2018-19 Budget	2018-19 Revised	2019-20 Proposed	%	2020-21 Proposed	%
						Change		Change
Beginning Balance, July 1	\$374,811	\$374,053	\$367,500	\$367,500	\$371,156		\$375,319	
Revenue Source:								
Investment Income	1,253	1,721	800	5,000	5,000	0%	1,500	-70%
Total Revenue	1,253	1,721	800	5,000	5,000	0%	1,500	-70%
Expenditures:								
Services & Supplies	761	712	800	800	800	0%	400	-50%
Wildhorse Left Turn project	466	6,743	222,782	500	0	-100%	230,000	100%
Internal Services	784	819	44	44	37	-16%	37	0%
Total Expenditures	2,011	8,274	223,626	1,344	837	-38%	230,437	27431%
Ending Balance, June 30	\$374,053	\$367,500	\$144,674	\$371,156	\$375,319		\$146,382	

ANTIOCH
2019-21 OPERATING BUDGET

CAPITAL PROJECTS FUNDS

LONE DIAMOND ASSESSMENT DISTRICT #27/32 CONSTRUCTION FUND (376)

The Lone Diamond Assessment District #27/31 Construction Fund accounts for the expenditures related to this assessment district.

LONE DIAMOND ASSESSMENT DISTRICT CONSTRUCTION FUND (FUND 376) Statement of Revenues, Expenditures and Change in Fund Balance								
	2016-17	2017-18	2018-19	2018-19	2019-20	%	2020-21	%
	Actual	Actual	Budget	Revised	Proposed	Change	Proposed	Change
Beginning Balance, July 1	\$477,302	\$486,618	\$104,755	\$104,755	\$98,594		\$16,062	
Revenue Source:								
Investment Income	1,643	3,197	500	1,500	500	-67%	400	-20%
Charges for Services	13,190	7	0	1	0	-100%	0	0%
Total Revenue	14,833	3,204	500	1,501	500	-67%	400	-20%
Expenditures:								
Services & Supplies	3,235	3,709	7,183	7,179	7,275	1%	7,278	0%
Capital Projects	0	0	0	0	0	0%	0	0%
Transfers Out	0	379,000	0	0	75,000	100%	0	-100%
Internal Services	2,282	2,358	483	483	757	57%	757	0%
Total Expenditures	5,517	385,067	7,666	7,662	83,032	984%	8,035	-90%
Ending Balance, June 30	\$486,618	\$104,755	\$97,589	\$98,594	\$16,062		\$8,427	

ANTIOCH
2019-21 OPERATING BUDGET

CAPITAL PROJECTS FUNDS

HILLCREST/HIGHWAY 4 BRIDGE BENEFIT DISTRICT (391)

The Hillcrest/Highway 4 Bridge Benefit District was formed to collect fees to build the bridge going over State Route Highway 4. This district was formed for anyone that lives or plans construction in this area that will benefit from the construction of the bridge.

HILLCREST/HIGHWAY 4 BRIDGE DISTRICT (FUND 391)								
Statement of Revenues, Expenditures and Change in Fund Balance								
	2016-17 Actual	2017-18 Actual	2018-19 Budget	2018-19 Revised	2019-20 Proposed	% Change	2020-21 Proposed	% Change
Beginning Balance, July 1	\$138,628	\$138,778	\$139,336	\$139,336	\$141,197		\$92,883	
Revenue Source:								
Investment Income	464	628	650	2,000	2,000	0%	2,000	0%
Bridge Fees	0	229	0	177	0	-100%	0	0%
Total Revenues	464	857	650	2,177	2,000	-8%	2,000	0%
Expenditures:								
Services & Supplies	282	266	300	300	50,300	16667%	300	-99%
Internal Services	32	33	16	16	14	-13%	14	0%
Total Expenditures	314	299	316	316	50,314	15822%	314	-99%
Ending Balance, June 30	\$138,778	\$139,336	\$139,670	\$141,197	\$92,883		\$94,569	

DEBT SERVICE FUNDS

ANTIOCH
2019-21 OPERATING BUDGET

DEBT SERVICE FUNDS

The City maintains one Debt Service fund to account for debt obligations of the general government. The following fund account for debt service activity for the Honeywell lighting project.

HONEYWELL DEBT SERVICE FUND (416) – In 2009, the City entered into a lease agreement with Bank of America for funding of interior building lighting retrofit, and street and park lighting retrofit. The project is being completed by Honeywell. Funds to pay for the lease are from energy savings generated from the specific projects. The final lease payment is due July 2020.

HONEYWELL DEBT SERVICE (FUND 416)								
Statement of Revenues, Expenditures and Change in Fund Balance								
	2016-17 Actual	2017-18 Actual	2018-19 Budget	2018-19 Revised	2019-20 Proposed	% Change	2020-21 Proposed	% Change
Beginning Balance, July 1	\$0	\$0	\$0	\$0	\$0		\$0	
Revenue Source:								
Transfers In	533,075	538,834	544,651	544,830	550,922	1%	46,315	-92%
Total Revenues	533,075	538,834	544,651	544,830	550,922	1%	46,315	-92%
Expenditures:								
Debt Service	533,075	538,834	544,651	544,651	550,525	1%	45,918	-92%
Internal Services	0	0	179	179	397	122%	397	0%
Total Expenditures	533,075	538,834	544,830	544,830	550,922	1%	46,315	-92%
Ending Balance, June 30	\$0	\$0	(\$179)	\$0	\$0		\$0	

ENTERPRISE FUNDS

ANTIOCH
2019-21 OPERATING BUDGET

ENTERPRISE FUNDS

The City maintains five enterprise funds. Operating revenues and expenses of these funds generally result from providing services in connection with the fund's principal ongoing operations. Below is a summary of the City's Enterprise Funds.

SUMMARY OF ENTERPRISE FUNDS								
Fund	Fund #	Estimated Balance 7/1/19	Proposed Revenues	Proposed Expenditures	Estimated Balance 6/30/20	Proposed Revenues	Proposed Expenditures	Estimated Balance 6/30/21
Water	611	\$27,795,573	\$39,944,000	\$36,253,911	\$31,485,662	\$40,944,000	\$36,761,296	\$35,668,366
Water System Improvement	612	1,490,977	1,430,000	1,606,570	1,314,407	1,450,000	8,570	2,755,837
Sewer	621	5,138,907	6,820,475	7,533,652	4,425,730	6,820,475	8,148,884	3,097,321
Sewer System Improvement	622	1,511,482	970,000	159,341	2,322,141	1,025,000	159,341	3,187,800
Marina	631	440,877	592,100	917,534	115,443	597,100	997,389	(284,846)
Total Enterprise Funds		\$36,377,816	\$49,756,575	\$46,471,008	\$39,663,383	\$50,836,575	\$46,075,480	\$44,424,478

NOTE: Negative balances are due to the recognition of Enterprise Fund share of City Net Pension and OPEB Liabilities with the implementation of GASB68 and 75.

ANTIOCH
2019-21 OPERATING BUDGET

ENTERPRISE FUNDS

WATER FUND (611)

The Water Fund is a Public Works Enterprise Fund that accounts for the revenues and expenditures related to providing water service through more than 31,000 service connections throughout Antioch to more than 100,000 consumers. The cost of treating the water, transporting it and maintaining the distribution infrastructure, including 326 miles of mainlines is also accounted for in this fund.

WATER FUND SUMMARY (FUND 611)								
Statement of Revenues, Expenditures and Change in Net Position								
	2016-17	2017-18	2018-19	2018-19	2019-20	%	2020-21	%
	Actual	Actual	Budget	Revised	Proposed	Change	Proposed	Change
Beginning Balance, July 1	\$19,391,362	\$22,535,923	\$29,081,001	\$29,081,001	\$27,795,573		\$31,485,662	
Revenue Source:								
Investment Income	121,004	164,768	25,000	700,000	500,000	-29%	500,000	0%
Charges for Services	29,814,918	35,682,552	34,826,992	37,848,273	39,074,000	3%	40,074,000	3%
Revenue from Other Agencies	0	0	10,000,000	10,000,000	0	-100%	0	0%
Other	45,362	12,154	18,873	53,380	20,000	-63%	20,000	0%
Transfers in	235,800	0	0	0	350,000	100%	350,000	0%
Total Revenues:	30,217,084	35,859,474	44,870,865	48,601,653	39,944,000	-18%	40,944,000	3%
Expenditures:								
Personnel	4,932,351	6,503,974	7,364,798	6,387,249	7,820,049	22%	8,399,260	7%
Services & Supplies	15,843,251	18,117,437	23,231,437	24,072,766	22,458,900	-7%	23,081,338	3%
Capital Projects	2,035,638	3,505,991	19,638,669	16,739,369	4,340,000	-74%	3,644,000	-16%
Transfers Out	589,643	236,211	1,487,677	1,471,537	387,775	-74%	389,511	0%
Internal Services	948,966	950,783	1,216,160	1,216,160	1,247,187	3%	1,247,187	0%
Total Expenditures	24,349,849	29,314,396	52,938,741	49,887,081	36,253,911	-27%	36,761,296	1%
Ending Balance with Net Pension & OPEB Liability	\$25,258,597	\$29,081,001	\$21,013,125	\$27,795,573	\$31,485,662		\$35,668,366	
PPA for OPEB Liability	(2,722,674)	0	0	0	0		0	
Revised Ending Balance	\$22,535,923	\$29,081,001	\$21,013,125	\$27,795,573	\$31,485,662		\$35,668,366	
Net Pension Liability	\$12,203,012	\$13,271,072	\$13,271,072	\$13,271,072	\$13,271,072		\$13,271,072	
Net OPEB Liability	0	2,509,046	2,509,046	2,509,046	2,509,046		2,509,046	

ANTIOCH
2019-21 OPERATING BUDGET

ENTERPRISE FUNDS

WATER FUND (611) (Continued)

WATER FUND SUMMARY OF STAFFING			
	Funded 2018-19	Funded 2019-20	Funded 2020-21
Funded FTE's:			
Water Supervision	6.58	6.98	6.98
Water Production	11.00	12.00	12.00
Water Distribution	26.75	30.35	30.35
Water Meter Reading	2.00	0.00	0.00
Warehouse & Central Stores	1.60	0.00	0.00
Water Public Buildings & Facilities	0.50	1.00	1.00
Total Funded FTE's	48.43	50.33	50.33

The Water Fund includes the following programs: Water Supervision, Water Production, Water Distribution, Meter Reading, Warehouse & Central Stores, and Capital Projects. Beginning in fiscal year 2020, the Water Meter Reading and Warehouse & Central Stores divisions are being consolidated into Water Distribution.

ANTIOCH
2019-21 OPERATING BUDGET

ENTERPRISE FUNDS

WATER SUPERVISION (611-2310)

Water Supervision provides for administration and management for the treatment, production and distribution of treated water, as well as the City's Meter Reading, Backflow Prevention programs and the City's Central Stores Operation. Personnel provide effective leadership, direction, planning, work scheduling, participation in and monitoring of an effective employee safety training program; prepare annual budgets; annual, monthly and quarterly reports; maintain and oversee compliance with Local, State, Federal, Department of Health regulations and AWWA standards including water quality; oversee mandated programs and ensure guidelines for compliance for valve turning, hydrant flushing and backflow prevention programs. Managers evaluate employee performance; monitor division activities and budgets; develop and implement innovative programs designed to improve department efficiency and effectiveness; develop bid specifications; monitor contract work for compliance; and respond to citizen inquiries. This activity is also responsible for administering the activities associated with the State of California Underground Storage Tank Cleanup Fund and the Public Works Maintenance Management System.

WATER SUPERVISION (611-2310)								
	2016-17 Actual	2017-18 Actual	2018-19 Budget	2018-19 Revised	2019-20 Proposed	% Change	2020-21 Proposed	% Change
Sources of Funds:								
Charges for Services	29,426,543	35,458,810	34,538,992	37,560,273	39,034,000	4%	40,034,000	3%
Investment Income	121,004	164,768	25,000	700,000	500,000	-29%	500,000	0%
Other	45,362	12,154	18,873	53,380	20,000	-63%	20,000	0%
Transfers In	235,800	0	0	0	350,000	100%	350,000	0%
Total Source of Funds	29,828,709	35,635,732	34,582,865	38,313,653	39,904,000	4%	40,904,000	3%
Use of Funds:								
Personnel	1,027,425	1,223,113	1,353,369	1,153,849	1,404,469	22%	1,507,208	7%
Services & Supplies	639,581	748,291	800,232	813,707	841,444	3%	864,182	3%
Transfers Out	589,643	236,211	1,477,677	1,461,537	387,775	-73%	389,511	0%
Internal Services	903,077	902,768	178,295	178,295	173,770	-3%	173,770	0%
Total Use of Funds	3,159,726	3,110,383	3,809,573	3,607,388	2,807,458	-22%	2,934,671	5%
Funded FTE's	6.58	6.58	6.58	6.58	6.98		6.98	

ANTIOCH
2019-21 OPERATING BUDGET

ENTERPRISE FUNDS

WATER FUND (611) (Continued)

WATER PRODUCTION (611-2320)

Within Water Production, funds are allocated to provide water treatment operations, impounding dam and reservoir booster pumping, raw water pumping from the San Joaquin River and the Contra Costa Canal. Also included in this activity are laboratory work, all fresh water storage reservoirs and all chemical and electrical costs.

WATER PRODUCTION (611-2320)								
	2016-17 Actual	2017-18 Actual	2018-19 Budget	2018-19 Revised	2019-20 Proposed	% Change	2020-21 Proposed	% Change
Use of Funds:								
Personnel	1,298,795	1,685,740	1,902,591	1,739,530	2,144,544	23%	2,312,125	8%
Services & Supplies	11,174,596	12,885,025	17,856,977	16,866,697	15,252,175	-10%	15,795,916	4%
Internal Services	0	0	328,716	328,716	334,798	2%	334,798	0%
Total Use of Funds	12,473,391	14,570,765	20,088,284	18,934,943	17,731,517	-6%	18,442,839	4%
Funded FTE's	11.00	11.00	11.00	11.00	12.00		12.00	

ANTIOCH
2019-21 OPERATING BUDGET

ENTERPRISE FUNDS

WATER FUND (611) (Continued)

WATER DISTRIBUTION (611-2330)

This Program is charged with the responsibility of maintaining the City's treated and raw water distribution systems in safe and serviceable conditions, administering a Water Conservation Program focused on providing residential, commercial and irrigation customers with education and assistance to conserve the City's treated water supply. The system delivers treated water to residential, commercial and irrigation customers. Personnel maintain approximately 383 miles of water main, over 31,000 service connections and meters, over 2,400 backflow prevention devices, maintain, repair and flush approximately 3,443 fire hydrants and exercise system valves. Personnel staff a 24-hour Stand-by System to respond to emergency calls.

WATER DISTRIBUTION (611-2330)*								
	2016-17 Actual	2017-18 Actual	2018-19 Budget	2018-19 Revised	2019-20 Proposed	% Change	2020-21 Proposed	% Change
Source of Funds:								
Charges for Services	47,230	82,978	8,000	8,000	340,000	4150%	340,000	0%
Total Source of Funds	47,230	82,978	8,000	8,000	340,000	4150%	340,000	0%
Use of Funds:								
Personnel	2,093,793	2,976,306	3,494,686	2,956,006	4,116,130	39%	4,378,832	6%
Services & Supplies	3,402,128	4,024,055	3,773,703	5,578,486	6,365,281	14%	6,421,240	1%
Transfers Out	0	0	10,000	10,000	0	-100%	0	0%
Internal Services	0	0	584,832	584,832	694,772	19%	694,772	0%
Total Use of Funds	5,495,921	7,000,361	7,863,221	9,129,324	11,176,183	22%	11,494,844	3%
Funded FTE's	25.25	26.75	26.75	26.75	30.35		30.35	

*Divisions 2340 (Water Meter Reading) and 2620 (Warehouse & Central Stores) being consolidated into this division beginning in FY20.

ANTIOCH
2019-21 OPERATING BUDGET

ENTERPRISE FUNDS

WATER FUND (611) (Continued)

METER READING (611-2340)

Personnel assigned to the meter reading activity are primarily responsible for reading approximately 31,700 water meters each month. Additionally, staff responds to meter related problems such as leaks, replacement of broken or missing meter boxes and lids, turning on and off water at the request of the City's Finance Department, installation of new services, replacement of defective or vandalized meters, replacement of meter transponders, respond to customer requests for billing information and distributes water conservation information.

METER READING (611-2340)*								
	2016-17 Actual	2017-18 Actual	2018-19 Budget	2018-19 Revised	2019-20 Proposed	% Change	2020-21 Proposed	% Change
Use of Funds:								
Personnel	262,482	205,123	293,629	213,693	0	-100%	0	0%
Services & Supplies	280,934	296,893	501,356	505,863	0	-100%	0	0%
Internal Services	0	0	38,160	38,160	0	-100%	0	0%
Total Use of Funds	543,416	502,016	833,145	757,716	0	-100%	0	0%
Funded FTE's	2.00	2.00	2.00	2.00	0.00		0.00	

*Division being consolidated into division 2330 (Water Distribution) beginning in FY20

ANTIOCH
2019-21 OPERATING BUDGET

ENTERPRISE FUNDS

WATER FUND (611) (Continued)

WAREHOUSE & CENTRAL STORES (611-2620)

Warehouse and Central Stores is responsible for the procurement, storage and distribution of stock and nonstock items used by the City's various departments and operations, and is the receiving and distribution point for all supplies purchased. This program also provides a variety of other services to departments, such as fire extinguisher service and lock and key repair services.

WAREHOUSE & CENTRAL STORES (611-2620)*								
	2016-17	2017-18	2018-19	2018-19	2019-20	%	2020-21	%
	Actual	Actual	Budget	Revised	Proposed	Change	Proposed	Change
Source of Funds:								
Charges for Services	341,145	140,764	280,000	280,000	0	-100%	0	0%
Total Source of Funds	341,145	140,764	280,000	280,000	0	-100%	0	0%
Use of Funds:								
Personnel	166,940	202,911	197,671	197,671	0	-100%	0	0%
Services & Supplies	346,012	163,173	299,169	308,013	0	-100%	0	0%
Internal Services	45,889	48,015	46,663	46,663	0	-100%	0	0%
Total Use of Funds	558,841	414,099	543,503	552,347	0	-100%	0	0%
Funded FTE's	1.60	1.60	1.60	1.60	0.00		0.00	

*Division being consolidated into division 2330 (Water Distribution) beginning in FY20

ANTIOCH
2019-21 OPERATING BUDGET

ENTERPRISE FUNDS

WATER FUND (611) (Continued)

WATER CAPITAL PROJECTS (611-2550)

WATER PUBLIC BUILDINGS AND FACILITIES - CIP (611-2550)								
	2016-17	2017-18	2018-19	2018-19	2019-20	%	2020-21	%
	Actual	Actual	Budget	Revised	Proposed	Change	Proposed	Change
Use of Funds:								
Personnel	82,916	210,781	122,852	126,500	154,906	22%	201,095	30%
WTP Renovation	0	0	950,000	950,000	0	-100%	0	0%
Water Studies & Planning	63,955	194,498	591,547	591,547	455,000	-23%	155,000	-66%
Water Plant Solids Handling Improv.	0	0	500,000	50,000	100,000	100%	500,000	400%
WTP Drainage Capture	0	0	100,000	100,000	0	-100%	0	0%
Storage Reservoir Rehabilitation	0	0	0	0	0	0%	1,100,000	100%
Plant A Raw Water Valve Replace.	0	0	0	0	200,000	100%	0	-100%
Plant B Basin Repair/Replace.	0	0	0	0	0	0%	409,000	100%
Re-coat Surface of Clearwalls	0	0	0	0	300,000	100%	0	-100%
WTP Improvements	125,779	112,642	330,000	330,000	485,000	47%	480,000	-1%
James Donlong Pump Station Upgrades	0	0	250,000	150,000	600,000	300%	0	-100%
Hillcrest Pump Station Rehab	287	0	600,000	150,000	900,000	500%	0	-100%
River Pumping Station Rehab	0	0	250,000	100,000	0	-100%	0	0%
Sunset Booster Pump Station	806,454	0	0	0	0	0%	0	0%
WTP Electrical Upgrade	57,980	665	44,335	44,335	1,300,000	2832%	0	-100%
Desalination Plant-High Purification	282,058	621,694	13,388,501	13,388,501	0	-100%	0	0%
Cathodic Assessment Project	21,519	134,014	215,986	215,986	0	-100%	0	0%
Zone 1 Transmission Pipeline Rehab	464,436	8,202	0	0	0	0%	0	0%

Table continued on next page

ANTIOCH
2019-21 OPERATING BUDGET

ENTERPRISE FUNDS

WATER FUND (611) (Continued)

WATER CAPITAL PROJECTS (611-2550) (Continued)

WATER PUBLIC BUILDINGS AND FACILITIES - CIP (611-2550)								
	2016-17 Actual	2017-18 Actual	2018-19 Budget	2018-19 Revised	2019-20 Proposed	% Change	2020-21 Proposed	% Change
Use of Funds (Continued):								
WTP Disinfection Improvements	213,170	2,434,276	418,300	644,000	0	-100%	0	0%
WTP Applied Channel Rehabilitation	0	0	1,000,000	0	0	0%	0	0%
Plant A Filter Valves Replacement	0	0	1,000,000	25,000	0	0%	1,000,000	100%
Internal Services	0	0	39,494	39,494	43,847	11%	43,847	0%
Total Use of Funds	2,118,554	3,716,772	19,801,015	16,905,363	4,538,753	-73%	3,888,942	-14%
Funded FTE's	0.75	0.75	0.50	0.50	1.00		1.00	

ANTIOCH
2019-21 OPERATING BUDGET

ENTERPRISE FUNDS

WATER SYSTEM IMPROVEMENT (612)

Fees are collected from developers to fund offsite or oversize facilities in three areas: water storage, plant expansion and other facilities including oversized mains.

WATER SYSTEM IMPROVEMENT (FUND 612)								
Statement of Revenues, Expenditures and Change in Net Position								
	2016-17	2017-18	2018-19	2018-19	2019-20	%	2020-21	%
	Actual	Actual	Budget	Revised	Proposed	Change	Proposed	Change
Beginning Balance, July 1	\$3,022,424	\$3,390,795	\$3,632,779	\$3,632,779	\$1,490,977		\$1,314,407	
Revenue Source:								
Current Service Charges	390,088	411,825	260,800	1,057,134	1,400,000	32%	1,400,000	0%
Investment Income	238,749	15,083	5,000	45,000	30,000	-33%	50,000	67%
Total Revenues	628,837	426,908	265,800	1,102,134	1,430,000	30%	1,450,000	1%
Expenditures:								
Services & Supplies	6,237	12,069	7,000	7,000	6,000	-14%	8,000	33%
Water Main Replacement	252,499	165,415	2,242,103	2,242,103	1,600,000	-29%	0	-100%
WTP Disinfection Improvements	0	5,667	994,333	994,333	0	-100%	0	0%
Internal Services	1,730	1,773	500	500	570	14%	570	0%
Total Expenditures	260,466	184,924	3,243,936	3,243,936	1,606,570	-50%	8,570	-99%
Ending Balance, June 30	\$3,390,795	\$3,632,779	\$654,643	\$1,490,977	\$1,314,407		\$2,755,837	

ANTIOCH
2019-21 OPERATING BUDGET

ENTERPRISE FUNDS

SEWER FUND (621)

The Sewer Fund is a Public Works Enterprise Fund that accounts for the revenues and expenditures related to providing wastewater collection, storm drain and channel maintenance services for the City of Antioch.

SEWER FUND SUMMARY (FUND 621)								
Statement of Revenues, Expenditures and Change in Net Position								
	2016-17	2017-18	2018-19	2018-19	2019-20	%	2020-21	%
	Actual	Actual	Budget	Revised	Proposed	Change	Proposed	Change
Beginning Balance, July 1	\$9,795,347	\$8,183,846	\$7,855,053	\$7,855,053	\$5,138,907		\$4,425,730	
Revenue Source:								
Investment Income	45,365	57,186	50,000	150,000	60,000	-60%	60,000	0%
Charges for Services	5,754,704	6,031,853	6,162,957	6,162,957	6,409,475	4%	6,409,475	0%
Other	21,448	7,306	1,000	262,715	1,000	-100%	1,000	0%
Transfer in – General Fund	157,200	0	0	0	350,000	100%	350,000	0%
Total Revenues	5,978,717	6,096,345	6,213,957	6,575,672	6,820,475	4%	6,820,475	0%
Expenditures:								
Personnel	2,512,744	3,335,679	3,471,100	3,474,156	3,544,320	2%	3,796,152	7%
Services & Supplies	1,789,763	2,061,709	2,606,630	2,647,185	2,704,000	2%	2,753,955	2%
Capital Projects	1,121,866	607,220	1,371,872	1,179,372	350,000	-70%	650,000	86%
Transfers Out	1,032,713	223,707	1,449,974	1,433,829	374,991	-74%	388,436	4%
Internal Services	194,269	196,823	557,276	557,276	560,341	1%	560,341	0%
Total Expenditures	6,651,355	6,425,138	9,456,852	9,291,818	7,533,652	-19%	8,148,884	8%
Ending Balance with Net Pension & OPEB Liability	\$9,122,709	\$7,855,053	\$4,612,158	\$5,138,907	\$4,425,730		\$3,097,321	
PPA for OPEB Liability	(938,863)	0	0	0	0		0	
Revised Ending Balance	\$8,183,846	\$7,855,053	\$4,612,158	\$5,138,907	\$4,425,730		\$3,097,321	
Net Pension Liability	\$4,962,388	\$5,506,488	\$5,506,488	\$5,506,488	\$5,506,488		\$5,506,488	
Net OPEB Liability	0	865,988	865,988	865,988	865,988		865,988	

ANTIOCH
2019-21 OPERATING BUDGET

ENTERPRISE FUNDS

SEWER FUND (621) (Continued)

SEWER FUND SUMMARY OF STAFFING			
	Funded 2018-19	Funded 2019-20	Funded 2020-21
Funded FTE's:			
Wastewater Supervision	3.46	24.80	24.80
Wastewater Collection	21.14	0.00	0.00
Wastewater CIP	0.50	0.50	0.50
Total Funded FTE's:	25.10	25.30	25.30

The Sewer Fund includes the following programs: Wastewater Supervision, Wastewater Collection, and Sewer Capital Projects. Wastewater Collection division being consolidated into Wastewater Supervision division beginning in FY20.

ANTIOCH
2019-21 OPERATING BUDGET

ENTERPRISE FUNDS

SEWER FUND (621) (Continued)

WASTEWATER SUPERVISION (621-2210)

Wastewater Supervision is responsible for providing administrative and managerial functions to the City's wastewater collections system. This function provides direct supervision for Wastewater Collections and Storm Drain and Channel Maintenance. Personnel provide effective leadership; direction; planning; work scheduling; participation and monitoring of an effective employee safety training program; prepare annual budgets; monthly and quarterly reports; maintain and oversee compliance with State, Federal and Health Department regulations; oversee and evaluate employee performance; monitor division activities and budgets; implement innovative programs to improve efficiency and over all effectiveness; develop bid specifications; arrange for and monitor contract work for compliance. This function is responsible to participate in and ensure compliance with the State's newly mandated program for monitoring and reporting sewer system overflows (SSO's).

SEWER-WASTEWATER SUPERVISION (621-2210)*								
	2016-17 Actual	2017-18 Actual	2018-19 Budget	2018-19 Revised	2019-20 Proposed	% Change	2020-21 Proposed	% Change
Source of Funds:								
Investment Income	45,365	57,186	50,000	150,000	60,000	-60%	60,000	0%
Charges for Service	5,754,704	6,031,853	6,162,957	6,162,957	6,409,475	4%	6,409,475	0%
Other	1,337	7,225	0	0	1,000	100%	1,000	0%
Transfers In	157,200	0	0	0	350,000	100%	350,000	0%
Total Source of Funds	5,958,606	6,096,264	6,212,957	6,312,957	6,820,475	8%	6,820,475	0%
Use of Funds:								
Personnel	352,342	517,789	614,806	617,862	3,421,922	454%	3,665,886	7%
Services & Supplies	199,604	239,649	244,487	280,535	2,704,000	864%	2,753,955	2%
Transfers Out	1,032,713	223,707	1,439,974	1,423,829	374,991	-74%	388,436	4%
Internal Services	194,269	196,823	79,223	79,223	541,281	583%	541,281	0%
Total Use of Funds	1,778,928	1,177,968	2,378,490	2,401,449	7,042,194	193%	7,349,558	4%
Funded FTE's	3.66	3.56	3.56	3.46	24.80		24.80	

*Division 2220 (Wastewater Collection) being consolidated into this division beginning in FY20

ANTIOCH
2019-21 OPERATING BUDGET

ENTERPRISE FUNDS

SEWER FUND (621) (Continued)

WASTEWATER COLLECTION (621-2220)

The Wastewater Collection activity is primarily responsible for maintaining an estimated 319 miles of sanitary sewer system and approximately 31,700 residential and commercial sewer lateral connections. This program also performs through contract, root foaming, manhole rehabilitation, infiltration control, spot repairs and cleaning of larger trunk lines. Employees in this activity have begun a comprehensive program of televising, archiving and benchmarking the overall condition of the sewer system infrastructure. Information will be used to establish maintenance requirements, the need for repairs and development of CIP projects. Personnel also assist in staffing an alternative work shift and 24-hour Stand-by system that responds to emergency after hour calls for service.

SEWER-WASTEWATER COLLECTION (621-2220)*								
	2016-17 Actual	2017-18 Actual	2018-19 Budget	2018-19 Revised	2019-20 Proposed	% Change	2020-21 Proposed	% Change
Source of Funds:								
Other	20,111	81	1,000	262,715	0	-100%	0	0%
Total Source of Funds	20,111	81	1,000	262,715	0	-100%	0	0%
Use of Funds:								
Personnel	2,079,874	2,627,632	2,733,442	2,733,442	0	-100%	0	0%
Services & Supplies	1,590,159	1,822,060	2,362,143	2,366,650	0	-100%	0	0%
Transfers Out	0	0	10,000	10,000	0	-100%	0	0%
Internal Services	0	0	456,741	456,741	0	-100%	0	0%
Total Use of Funds	3,670,033	4,449,692	5,562,326	5,566,833	0	-100%	0	0%
Funded FTE's	20.14	21.14	21.14	21.14	0.00		0.00	

*Division being consolidated into division 2210 (Wastewater Supervision) beginning in FY20

ANTIOCH
2019-21 OPERATING BUDGET

ENTERPRISE FUNDS

SEWER FUND (621) (Continued)

SEWER CAPITAL PROJECTS (621-2570)

The following capital projects are to be expended from the Sewer Fund:

SEWER-WASTEWATER COLLECTION CAPITAL PROJECTS (621-2570)								
	2016-17 Actual	2017-18 Actual	2018-19 Budget	2018-19 Revised	2019-20 Proposed	% Change	2020-21 Proposed	% Change
Use of Funds:								
Personnel	80,528	190,258	122,852	122,852	122,398	0%	130,266	6%
Trenchless Rehabilitation	1,117,766	603,720	1,029,372	1,029,372	200,000	-81%	500,000	150%
Corrosion Rehab	1,121,866	3,500	342,500	150,000	150,000	0%	150,000	0%
Internal Services	0	0	21,312	21,312	19,060	-11%	19,060	0%
Total Use of Funds	2,320,160	797,478	1,516,036	1,323,536	491,458	-63%	799,326	63%
Funded FTE's	0.75	0.75	0.75	0.50	0.50		0.50	

ANTIOCH
2019-21 OPERATING BUDGET

ENTERPRISE FUNDS

SEWER SYSTEM IMPROVEMENT (622)

Sewer Facility Expansion Fund is set up to track the development fees collected from developers to fund offsite or to oversize sewer facilities and replace inadequate sewers.

SEWER SYSTEM IMPROVEMENT (FUND 622)								
Statement of Revenues, Expenditures and Change in Net Position								
	2016-17	2017-18	2018-19	2018-19	2019-20	%	2020-21	%
	Actual	Actual	Budget	Revised	Proposed	Change	Proposed	Change
Beginning Balance, July 1	\$1,471,784	\$1,217,697	\$1,103,909	\$1,103,909	\$1,511,482		\$2,322,141	
Revenue Source:								
Current Service Charges	293,102	160,381	127,750	504,327	950,000	88%	1,000,000	5%
Investment Income	7,510	5,143	2,500	15,000	20,000	33%	25,000	25%
Total Revenues	300,612	165,524	130,250	519,327	970,000	87%	1,025,000	6%
Expenditures:								
Services & Supplies	5,202	3,971	56,925	58,703	8,703	-85%	8,703	0%
L St Sewer Main Replacement	518,156	0	0	0	0	0%	0	0%
Sewer Main Replacement	30,039	273,975	314,638	50,000	150,000	200%	150,000	0%
Internal Services	1,302	1,366	3,051	3,051	638	-79%	638	0%
Total Expenditures	554,699	279,312	374,614	111,754	159,341	43%	159,341	0%
Ending Balance, June 30	\$1,217,697	\$1,103,909	\$859,545	\$1,511,482	\$2,322,141		\$3,187,800	

ANTIOCH
2019-21 OPERATING BUDGET

ENTERPRISE FUNDS

MARINA FUND (631)

The Marina Fund accounts for the revenues and expenditures related to operating and maintaining a municipal Marina for the City of Antioch.

MARINA FUND SUMMARY (FUND 631)								
Statement of Revenues, Expenditures and Change in Net Position								
	2016-17 Actual	2017-18 Actual	2018-19 Budget	2018-19 Revised	2019-20 Proposed	%	2020-21 Proposed	%
						Change		Change
Beginning Balance, July 1	\$222,624	\$8,554	\$906,154	\$906,154	\$440,877		\$115,443	
Revenue Source:								
Investment Income	1,117	1,787	250	15,000	1,000	-93%	1,000	0%
Charges for Services	527,606	607,139	599,048	599,048	586,100	-2%	591,100	1%
Revenue from Other Agencies	0	31,835	364,562	364,562	0	-100%	0	0%
Other	26,916	255	20,000	14,932	5,000	-67%	5,000	0%
Sale of Property	0	1,200,000	0	0	0	0%	0	0%
Transfers In	0	0	120,000	0	0	0%	0	100%
Total Revenues	555,639	1,841,016	1,103,860	993,542	592,100	-40%	597,100	1%
Expenses:								
Personnel	230,372	298,614	314,846	238,881	272,816	14%	372,804	37%
Services & Supplies	182,941	231,003	278,534	327,477	268,035	-18%	274,170	2%
Debt Service	256,023	255,755	206,035	206,035	205,996	0%	181,389	-12%
Capital Projects	33,236	90,878	563,386	563,386	0	-100%	0	0%
Transfers Out	1,755	1,774	1,793	1,793	1,813	1%	152	-92%
Internal Services	65,382	65,392	121,247	121,247	168,874	39%	168,874	0%
Total Expenses	769,709	943,416	1,485,841	1,458,819	917,534	-37%	997,389	9%
Ending Balance, June 30	\$8,554	\$906,154	\$524,173	\$440,877	\$115,443		(\$284,846)	
Net Pension Liability	\$540,081	\$591,440	\$591,440	\$591,440	\$591,440		\$591,440	

ANTIOCH
2019-21 OPERATING BUDGET

ENTERPRISE FUNDS

MARINA FUND (631) (Continued)

MARINA FUND SUMMARY OF STAFFING			
Funded FTE's:	Funded 2018-19	Funded 2019-20	Funded 2020-21
Marina Administration	0.445	2.75	2.75
Marina Maintenance	0.850	0.00	0.00
Marina Boat Launch	0.150	0.00	0.00
Total Funded FTE's:	1.445	2.75	2.75

The Marina Fund includes the following programs: Marina Administration, Marina Maintenance, Marina Boat Launch and Marina Capital Projects. Marina Maintenance and Marina Boat Launch divisions being consolidated into Marina Administration beginning in FY20.

ANTIOCH
2019-21 OPERATING BUDGET

ENTERPRISE FUNDS

MARINA FUND (631) (Continued)

MARINA ADMINISTRATION FUND (631-2410)

The Marina Administration is responsible for overseeing the management of a seven-day-a-week pleasure boat marina operation. Tasks include renting berths, monitoring occupancy, maintaining records, providing security, enforcing ordinances and State laws, collecting rents, selling fuel and oil, communicating with and supplying timely and accurate reports to State and local governmental agencies and providing various customer services. This activity is also responsible for managing the Marina leases and has been successful in seeking grants for marina improvements and operations.

MARINA ADMINISTRATION (631-2410)*								
	2016-17	2017-18	2018-19	2018-19	2019-20	%	2020-21	%
	Actual	Actual	Budget	Revised	Proposed	Change	Proposed	Change
Sources of Funds:								
Investment Income	1,117	1,787	250	15,000	1,000	-93%	1,000	0%
Charges for Service	509,802	586,748	576,048	576,048	586,100	2%	591,100	1%
Other	26,901	255	20,000	14,932	5,000	-67%	5,000	0%
Sale of Property	0	1,200,000	0	0	0	0%	0	0%
Transfer in from General Fund	0	0	120,000	0	0	0%	0	100%
Total Source of Funds	537,820	1,788,790	716,298	605,980	592,100	-2%	597,100	1%
Use of Funds:								
Personnel	49,812	67,088	81,041	89,133	272,816	206%	372,804	37%
Services & Supplies	152,984	200,115	243,184	292,127	268,035	-8%	274,170	2%
Debt Service	256,023	255,755	206,035	206,035	205,996	0%	181,389	-12%
Transfers Out	1,755	1,774	1,793	1,793	1,813	1%	152	-92%
Internal Services	65,382	65,392	39,134	39,134	168,874	332%	168,874	0%
Total Use of Funds	525,956	590,124	571,187	628,222	917,534	46%	997,389	9%
Funded FTE's	1.105	0.2550	0.4450	0.4450	2.75		2.75	

*Divisions 2420 (Marina Maintenance) and 2425 (Marina Boat Launch) being consolidated into here beginning FY20.

ANTIOCH
2019-21 OPERATING BUDGET

ENTERPRISE FUNDS

MARINA FUND (631) (Continued)

MARINA MAINTENANCE (631-2420)

The Marina Maintenance activity provides for maintenance and repairs of the Marina facility. The main activity consists of general maintenance of Marina buildings, piers, docks and structures, including electrical, mechanical, plumbing and carpentry, upkeep of the grounds and landscaping, cleaning and maintaining the public and berthers' restrooms and showers and the marina parking lot and pedestrian paths. Personnel from the Parks Division also provide limited support to Marina operations by assisting with landscape and vandalism problems as needed.

MARINA MAINTENANCE (631-2420)*								
	2016-17	2017-18	2018-19	2018-19	2019-20	%	2020-21	%
	Actual	Actual	Budget	Revised	Proposed	Change	Proposed	Change
Use of Funds:								
Personnel	164,952	203,909	194,339	132,451	0	-100%	0	0%
Services & Supplies	29,032	27,835	30,050	30,050	0	-100%	0	0%
Internal Services	0	0	77,089	77,089	0	-100%	0	0%
Total Use of Funds	193,984	231,744	301,478	239,590	0	-100%	0	0%
Funded FTE's	0.85	0.85	0.85	0.85	0.00		0.00	

*Division being consolidated into 2410 (Marina Administration) beginning in FY20

ANTIOCH
2019-21 OPERATING BUDGET

ENTERPRISE FUNDS

MARINA FUND (631) (Continued)

MARINA CAPITAL PROJECTS (631-2510)

The purpose of this division is to account for the implementation of capital projects at the Antioch Marina Facility, maintaining and upgrading the City's capital investment in the Marina infrastructure and land.

MARINA CAPITAL PROJECTS (631-2510)								
	2016-17 Actual	2017-18 Actual	2018-19 Budget	2018-19 Revised	2019-20 Proposed	% Change	2020-21 Proposed	% Change
Sources of Funds:								
Revenue from other Agencies	0	31,835	364,562	364,562	0	-100%	0	0%
Total Source of Funds	0	31,835	364,562	364,562	0	-100%	0	0%
Use of Funds:								
Marina Projects	0	77,551	88,824	88,824	0	-100%	0	
Marina Launch Ramp Phase II	167	0	0	0	0	0%	0	0%
Marina Launch Ramp Restroom	0	13,327	474,562	474,562	0	-100%	0	0%
Marina Kayak Launch Facility	31,947	0	0	0	0	0%	0	0%
Passive Fuel System	1,122	0	0	0	0	0%	0	0%
Total Use of Funds	33,236	90,878	563,386	563,386	0	-100%	0	0%

ANTIOCH
2019-21 OPERATING BUDGET

ENTERPRISE FUNDS

MARINA FUND (631) (Continued)

MARINA BOAT LAUNCH (631-2425)

This division was established to account for the activity of the boat launch facility located at the Marina.

MARINA BOAT LAUNCH (631-2425)*								
	2016-17	2017-18	2018-19	2018-19	2019-20	%	2020-21	%
	Actual	Actual	Budget	Revised	Proposed	Change	Proposed	Change
Source of Funds:								
Charges for Services	17,804	20,391	23,000	23,000	0	-100%	0	0%
Total Source of Funds	17,804	20,391	23,000	23,000	0	-100%	0	0%
Use of Funds:								
Personnel	15,608	27,617	39,466	17,297	0	-100%	0	0%
Services & Supplies	925	3,053	5,300	5,300	0	-100%	0	0%
Internal Services	0	0	5,024	5,024	0	-100%	0	0%
Total Use of Funds	16,533	30,670	49,790	27,621	0	-100%	0	0%
Funded FTE's	0.30	0.30	0.30	0.30	0.00		0.00	

*Division being consolidated into 2410 (Marina Administration) beginning in FY20

ANTIOCH
2019-21 OPERATING BUDGET

ENTERPRISE FUNDS

PREWETT PARK FUND (641)

The Antioch Water Park is a signature feature within the community. It was the first amenity developed in the 100-acre Prewett Community Park in 1996 and has become a traditional experience for multi-generations of residents. The complex includes five exhilarating slides and an activity pool for different age groups. Highly qualified staff provides important water safety and swim instruction, health and fitness classes, and safe, summer fun for older youth and teens. The Antioch Water Park is the largest youth employer in the community and hires approximately 150 young adults who gain life-long employment skills each season.

Picnic and park areas, natural landscapes, concession operations, and a reservable community room complement the water park experience. The facility includes office space for recreation staff, lifeguards and swim instructors, and the equipment vital to operating the facility in a safe manner. There are locker rooms for guests also. Construction and development of the facility was provided by Mello Roos funds.

Rivers, lakes, streams and trails are an integral part of the community landscape. The Antioch Water Park provides a unique connection to water for all residents – from becoming water safe to protecting environmental resources.

Starting in FY19, this fund is being consolidated into the Recreation Special Revenue Fund as division 219-4630, Water Park Operations. The FY19 budget is being revised to reflect this consolidation.

ANTIOCH
2019-21 OPERATING BUDGET

ENTERPRISE FUNDS

PREWETT PARK FUND (641) (Continued)

PREWETT PARK SUMMARY (FUND 641)								
Statement of Revenues, Expenditures and Change in Net Position								
	2016-17	2017-18	2018-19	2018-19	2019-20	%	2020-21	%
	Actual	Actual	Budget	Revised	Proposed	Change	Proposed	Change
Beginning Balance, July 1	(\$734,525)	(\$784,221)	(\$899,981)	(\$899,981)	\$0		\$0	
Revenue Source:								
Investment Income	251	285	300	0	0	0%	0	0%
Revenue from Other Agencies	0	0	58,109	0	0	0%	0	0%
Current Service Charges	846,477	891,463	897,000	0	0	0%	0	0%
Other Revenue	9,437	5,005	3,500	0	0	0%	0	0%
Reclassification of Pension/OPEB	0	0	0	904,841	0	-100%	0	0%
Transfer in from General Fund	669,500	491,200	469,500	0	0	0%	0	0%
Transfer in from Child Care Fund	35,000	35,000	35,000	0	0	0%	0	0%
Total Revenue	1,560,665	1,422,953	1,463,409	904,841	0	-100%	0	0%
Expenditures:								
Personnel	831,919	870,696	788,340	0	0	0%	0	0%
Services & Supplies	684,091	658,055	665,504	0	0	0%	0	0%
Transfers Out	9,856	9,962	10,070	4,860	0	-100%	0	0%
Total Expenditures	1,525,866	1,538,713	1,463,914	4,860	0	-100%	0	0%
Ending Balance with Net Pension & OPEB Liability	(\$699,726)	(\$899,981)	(\$900,486)	\$0	\$0		\$0	
PPA for OPEB Liability	(84,495)	0	0	0	0		0	
Revised Ending Balance	(\$784,221)	(\$899,981)	(\$900,486)	\$0	\$0		\$0	
Net Pension Liability	\$884,215	\$967,095	\$967,095	\$0	\$0		\$0	
Net OPEB Liability	0	77,707	77,707	0	0		0	

	Funded 2018-19	Funded 2019-20	Funded 2020-21
Funded FTE's:			
Water Park Operations	0.00	0.00	0.00
Total Funded FTE's	0.00	0.00	0.00

INTERNAL SERVICE FUNDS

ANTIOCH
2019-21 OPERATING BUDGET

INTERNAL SERVICE FUNDS

INTERNAL SERVICE FUNDS

Internal Service Funds are used to finance and account for special activities and services performed by a designated City department for other departments on a cost reimbursement basis. Internal Service Funds are also used to account for specific purposes that benefit the City as a whole, such as the Loss Control Fund. Internal Service Funds are considered Proprietary funds.

The City maintains four Internal Service Funds, which are listed below in the Internal Service Funds Summary table.

SUMMARY OF INTERNAL SERVICE FUNDS								
Internal Service Fund Title	Fund #	Estimated Balance 7/1/19	Proposed Revenues	Proposed Expenditures	Estimated Balance 6/30/20	Proposed Revenues	Proposed Expenditures	Estimated Balance 6/30/21
Vehicle Replacement	569	\$3,515,089	\$841,086	\$1,007,150	\$3,349,025	\$836,086	\$1,007,150	\$3,177,961
Vehicle Maintenance	570	397,885	1,541,000	1,813,634	125,251	1,796,000	1,866,207	55,044
Information Services	573	2,117,323	2,042,607	2,618,500	1,541,430	2,149,497	2,547,155	1,143,772
Loss Control	580	181,448	1,915,250	2,090,559	6,139	2,400,250	2,386,799	19,590
TOTAL INTERNAL SERVICE FUNDS		\$6,211,745	\$6,339,943	\$7,529,843	\$5,021,845	\$7,181,833	\$7,807,311	\$4,396,367

ANTIOCH
2019-21 OPERATING BUDGET

INTERNAL SERVICE FUNDS

VEHICLE REPLACEMENT FUND (569)

Vehicle Replacement is included in the Vehicle Equipment Replacement Fund. The fund accounts for the replacement of vehicles and equipment used by all City departments. The source of revenue for this fund is rental fees charged to the various departments.

VEHICLE REPLACEMENT (FUND 569)								
Statement of Revenues, Expenditures and Change in Net Position								
	2016-17 Actual	2017-18 Actual	2018-19 Budget	2018-19 Revised	2019-20 Proposed	% Change	2020-21 Proposed	% Change
Beginning Balance, July 1	\$2,219,058	\$2,564,158	\$4,050,371	\$4,050,371	\$3,515,089		\$3,349,025	
Revenue Source:								
Investment Income	8,379	7,841	14,000	60,000	30,000	-50%	25,000	-17%
Current Service Charges	683,980	651,466	651,466	651,466	791,086	21%	791,086	0%
Other	81,375	860,554	10,000	34,683	20,000	-42%	20,000	0%
Total Revenues	773,734	1,519,861	675,466	746,149	841,086	13%	836,086	-1%
Expenditures:								
Equipment	428,634	33,648	1,279,497	1,280,997	1,006,500	-21%	1,006,500	0%
Internal Services	0	0	434	434	650	50%	650	0%
Total Expenditures	428,634	33,648	1,279,931	1,281,431	1,007,150	-21%	1,007,150	0%
Ending Balance, June 30	\$2,564,158	\$4,050,371	\$3,445,906	\$3,515,089	\$3,349,025		\$3,177,961	

ANTIOCH
2019-21 OPERATING BUDGET

INTERNAL SERVICE FUNDS

VEHICLE EQUIPMENT MAINTENANCE FUND (570)

Vehicle Repair and maintenance is included in the Vehicle Equipment Maintenance Fund. The fund accounts for the maintenance and repair of vehicles and equipment used by all City departments. The source of revenue for this fund is rental fees charged to the various departments.

Fleet Services is responsible for all maintenance and repairs of the City's fleet of vehicles and equipment, including small municipal equipment such as mowers, saws, blowers and edgers. Fleet services provides the following services: support to other divisions in the form of design and fabrication; develops equipment and contract work specifications; purchases vehicles; arranges for disposal of retired vehicles and equipment, provides fueling services to the City's fleet; provides a variety of reports and schedules for other departments.

EQUIPMENT MAINTENANCE (FUND 570)								
Statement of Revenues, Expenditures and Change in Net Position								
	2016-17	2017-18	2018-19	2018-19	2019-20	%	2020-21	%
	Actual	Actual	Budget	Revised	Proposed	Change	Proposed	Change
Beginning Balance, July 1	\$366,837	\$493,236	\$340,821	\$340,821	\$397,885		\$125,251	
Revenue Source:								
Investment Income	436	800	100	5,000	500	-90%	500	0%
Current Service Charges	1,593,307	1,416,734	1,732,000	1,695,000	1,530,000	-10%	1,785,000	17%
Other	22,241	5,351	11,000	11,300	10,500	-7%	10,500	0%
Total Revenues	1,615,984	1,422,885	1,743,100	1,711,300	1,541,000	-10%	1,796,000	17%
Expenditures:								
Personnel	524,958	530,463	587,367	574,020	702,297	22%	746,548	6%
Services & Supplies	814,399	884,775	1,092,895	1,080,216	1,111,337	3%	1,119,659	1%
Internal Services	150,228	160,062	0	0	0	0%	0	0%
Total Expenditures	1,489,585	1,575,300	1,680,262	1,654,236	1,813,634	10%	1,866,207	3%
Ending Balance, June 30	\$493,236	\$340,821	\$403,659	\$397,885	\$125,251		\$55,044	
				Funded	Funded		Funded	
				2018-19	2019-20		2020-21	
Total Funded FTE'S				4.43	4.39		4.39	

ANTIOCH
2019-21 OPERATING BUDGET

INTERNAL SERVICE FUNDS

INFORMATION SYSTEMS FUND (573)

The Information Systems Department serves as an internal service provider to all City departments. The department encompasses the City's computer technology and telecommunications systems. Departmental responsibilities include all television productions, security systems, special project management and support of all City computer systems including Finance and Police systems; planning, implementing and supporting all information system upgrades and replacements, including personal computers, servers, data networks; coordinating Internet services; providing service and maintenance of the City's telephone systems; management and support of GIS related activities throughout the City; and providing planning and oversight of the City's equipment replacement fund.

Information Systems Department Divisions are: Information Services Administration, Network and Personal Computer Support Services, Telephone Systems Program, GIS Support Systems, and Office Equipment Replacement.

INFORMATION SYSTEMS FUND 573								
Statement of Revenues, Expenditures and Change in Net Position								
	2016-17 Actual	2017-18 Actual	2018-19 Budget	2018-19 Revised	2019-20 Proposed	% Change	2020-21 Proposed	% Change
Beginning Balance, July 1	\$1,816,990	\$1,829,070	\$2,413,100	\$2,413,100	\$2,117,323		\$1,541,430	
Revenue Source:								
Investment Income	5,716	4,802	10,000	30,000	15,000	-50%	10,000	-33%
Current Service Charges	1,522,911	1,694,032	1,754,700	1,569,225	1,577,625	1%	1,662,625	5%
Other	0	439,617	0	0	0	0%	0	0%
Transfers In	269,186	318,146	429,948	397,658	449,982	13%	476,872	6%
Total Revenues	1,797,813	2,456,597	2,194,648	1,996,883	2,042,607	2%	2,149,497	5%
Expenditures:								
Personnel	941,727	1,073,818	1,214,147	1,221,558	1,323,295	8%	1,502,145	14%
Services & Supplies	656,713	600,394	1,181,723	974,413	1,193,597	22%	943,402	-21%
Internal Services	187,293	198,355	96,689	96,689	101,608	5%	101,608	0%
Total Expenditures	1,785,733	1,872,567	2,492,559	2,292,660	2,618,500	14%	2,547,155	-3%
Ending Balance, June 30	\$1,829,070	\$2,413,100	\$2,115,189	\$2,117,323	\$1,541,430		\$1,143,772	

ANTIOCH
2019-21 OPERATING BUDGET

INTERNAL SERVICE FUNDS

INFORMATION SYSTEMS FUND (573) (Continued)

INFORMATION SERVICES FUND SUMMARY OF STAFFING			
Funded FTE's:	Funded 2018-19	Funded 2019-20	Funded 2020-21
Information Services	1.10	1.10	1.10
Network Support & PCs	3.75	3.75	4.75
Telephone System	0.15	0.15	0.15
GIS Support	3.00	3.00	3.00
Total Funded FTEs	8.00	8.00	9.00

INFORMATION SERVICES ADMINISTRATION (573-1410)

Information Services Administration provides for the automation activities of the City. The primary responsibilities are in support of City-wide network, network security, phones, Police systems, television productions, and project management.

2018-2019 Accomplishments:

- Determined Council Meeting backup location and installed A/V system
- Installed A/V systems in City Hall 3rd floor and Managers conference rooms
- Replaced all edge data switches
- Implementation of Office365 host email environment
- Implementation of hosted email security, archiver, and Office365 backup solution
- Replaced all print servers
- Upgraded and replaced antivirus server
- OneSolution/Executime server migration
- Installed Wi-Fi at NRCC

2020 & 2021 Objectives:

- Replace City Hall security cameras
- Develop organizational software application portfolio

ANTIOCH
2019-21 OPERATING BUDGET

INTERNAL SERVICE FUNDS

INFORMATION SYSTEMS FUND (573) (Continued)

2020 & 2021 Objectives:

- Replace PD's CAD/RMS system
- Review/Revamp departmental policies and procedures
- Replace Building Permit system
- Work with all other City departments to develop an Information Systems roadmap
- Work with PD to add additional community cameras throughout the City
- Replace PD building's security camera system
- Council Chambers interior refresh
- Move user files to Office365
- Setup departmental websites and move departmental files to Office365
- Upgrade PD to Office365
- Upgrade desktops to Windows10
- Upgrade PD community room A/V
- Replace virtual server hardware
- Install and configure redundant internet connections for PD and CH

INFORMATION SERVICES ADMINISTRATION (573-1410)								
	2016-17	2017-18	2018-19	2018-19	2019-20	%	2020-21	%
	Actual	Actual	Budget	Revised	Proposed	Change	Proposed	Change
Source of Funds:								
Investment Income	5,716	4,802	10,000	30,000	15,000	-50%	10,000	-33%
Billings to Departments	390,000	435,000	455,000	0	0	0%	0	0%
Total Source of Funds	395,716	439,802	465,000	30,000	15,000	-50%	10,000	-33%
Use of Funds:								
Personnel	264,270	256,265	265,516	271,783	280,253	3%	291,005	4%
Services & Supplies	82,536	91,994	98,571	21,665	27,930	29%	28,468	2%
Internal Services	102,245	108,694	0	0	0	0%	0	0%
Total Use of Funds	449,051	456,953	364,087	293,448	308,183	5%	319,473	4%
Funded FTE's	1.10	1.10	1.10	1.10	1.10		1.10	

ANTIOCH
2019-21 OPERATING BUDGET

INTERNAL SERVICE FUNDS

INFORMATION SYSTEMS FUND (573) (Continued)

NETWORK AND PERSONAL COMPUTER SUPPORT SERVICES (573-1420)

Network and Personal Computer Support Services is responsible for the operating environment and customer support of the City's personal computers, servers, data networks and Internet services.

2018-2019 Accomplishments:

- Maintained 296 computers and 29 servers
- Replace all edge data switches
- Implementation of Office365 host email environment
- Implementation of hosted email security, archiver, and Office365 backup solution
- Replaced all print servers
- Upgraded and replaced antivirus server
- Deployed new Internal Affairs solution for PD
- Upgraded Marina Wi-Fi
- Deployed ShotSpotter for PD Dispatch
- OneSolution/Executime server migration

2020 & 2021 Objectives:

- Uptime of 99% on network
- Implement web-based work order request system for I.S.
- Upgrade building permit software
- Replace security camera system in and around PD
- Replace police vehicle MDS units
- Research and implement new backup application, or upgrade current system to latest version
- Upgrade interview room recording system
- Upgrade Water Plant connection to City Hall
- Replace PD's CAD/RMS system
- Move user files to Office365
- Setup departmental websites and move departmental files to Office365
- Replace/upgrade all remaining 2008 servers
- Upgrade PD to Office365
- Upgrade desktops to Windows 10
- Upgrade PD community room A/V

ANTIOCH
2019-21 OPERATING BUDGET

INTERNAL SERVICE FUNDS

INFORMATION SYSTEMS FUND (573) (Continued)

2020 & 2021 Objectives:

- Replace virtual server hardware
- Install and configure redundant internet connections for PD and CH
- Replace City Hall security cameras

INFORMATION SERVICES - NETWORK SUPPORT & PC'S (573-1420)								
	2016-17	2017-18	2018-19	2018-19	2019-20	%	2020-21	%
	Actual	Actual	Budget	Revised	Proposed	Change	Proposed	Change
Source of Funds:								
Billings to Departments	700,000	830,000	880,000	1,280,054	1,280,054	0%	1,365,054	7%
Total Source of Funds	700,000	830,000	880,000	1,280,054	1,280,054	0%	1,365,054	7%
Use of Funds:								
Personnel	382,310	473,217	516,693	523,584	562,973	8%	702,891	25%
Services & Supplies	257,878	284,457	397,535	317,435	429,919	35%	378,046	-12%
Internal Services	53,436	56,486	0	0	0	0%	0	0%
Total Use of Funds	693,624	814,160	914,228	841,019	992,892	18%	1,080,937	9%
Funded FTE'S	2.75	3.75	3.75	3.75	3.75		4.75	

ANTIOCH
2019-21 OPERATING BUDGET

INTERNAL SERVICE FUNDS

INFORMATION SYSTEMS FUND (573) (Continued)

TELEPHONE SYSTEMS SERVICES (573-1430) Telephone Systems Services provides service and maintenance of the City's telephone systems.

2018-2019 Accomplishments:

- 98% uptime of telephone switches.
- Over 50 add/move/delete changes
- Replaced all edge data switches
- Replaced phone vendor alert system
- Replaced automated call distribution system

2020 & 2021 Objectives:

- Uptime of 99.99% for telephone system.
- Research Unified Communication (UC), linking telephone system with email system

INFORMATION SERVICES - TELEPHONE SYSTEM (573-1430)								
	2016-17 Actual	2017-18 Actual	2018-19 Budget	2018-19 Revised	2019-20 Proposed	% Change	2020-21 Proposed	% Change
Source of Funds:								
Current Service Charges	187,524	181,832	182,500	191,971	189,671	-1%	189,671	0%
Total Source of Funds	187,524	181,832	182,500	191,971	189,671	-1%	189,671	0%
Use of Funds:								
Personnel	25,960	26,188	28,990	28,623	30,087	5%	31,377	4%
Services & Supplies	108,686	97,293	119,017	90,112	92,122	2%	92,138	0%
Internal Services	13,490	14,241	0	0	0	0%	0	0%
Total Use of Funds	148,136	137,722	148,007	118,735	122,209	3%	123,515	1%
Funded FTE'S	0.15	0.15	0.15	0.15	0.15		0.15	

ANTIOCH
2019-21 OPERATING BUDGET

INTERNAL SERVICE FUNDS

INFORMATION SYSTEMS FUND (573) (Continued)

GIS SUPPORT SYSTEMS (573-1435)

GIS Support systems is responsible for the management and support of GIS-related activities throughout the City's different departments. Major activities include design, development, and maintenance of numerous spatial databases, acquisition and data conversion of assessor parcel data from Contra Costa County's Public Works Department, GIS data linkage to internal software applications, as well as management of all GIS data exchanged between the City and outside consultants or contractors. The GIS division also provides support to all departments for GIS software applications over the City's internal network and support for Public Works Maintenance Management System.

INFORMATION SERVICES - GIS SUPPORT SERVICES (573-1435)								
	2016-17	2017-18	2018-19	2018-19	2019-20	%	2020-21	%
	Actual	Actual	Budget	Revised	Proposed	Change	Proposed	Change
Source of Funds:								
Current Service Charges	103,000	150,000	140,000	0	0	0%	0	0%
Transfers In	269,186	318,146	429,948	397,658	449,982	13%	476,872	6%
Total Source of Funds	372,186	468,146	569,948	397,658	449,982	13%	476,872	6%
Use of Funds:								
Personnel	269,187	318,148	402,948	397,568	449,982	13%	476,872	6%
Services & Supplies	49,658	70,709	166,600	145,201	143,626	-1%	144,750	1%
Internal Services	13,757	14,527	96,088	96,088	100,272	4%	100,272	0%
Total Use of Funds	332,602	403,384	665,636	638,857	693,880	9%	721,894	4%
Funded FTE'S	3.00	3.00	3.00	3.00	3.00		3.00	

ANTIOCH
2019-21 OPERATING BUDGET

INTERNAL SERVICE FUNDS

INFORMATION SYSTEMS FUND (573) (Continued)

OFFICE EQUIPMENT REPLACEMENT (573-1440)

Office Equipment Replacement is the holding fund for charges paid by departments throughout the City to provide the means to pay for the orderly replacement of obsolete office equipment, computers and major software items.

INFORMATION SERVICES - OFFICE EQUIPMENT REPLACEMENT (573-1440)								
	2016-17	2017-18	2018-19	2018-19	2019-20	%	2020-21	%
	Actual	Actual	Budget	Revised	Proposed	Change	Proposed	Change
Source of Funds:								
Current Service Charges	142,387	97,200	97,200	97,200	107,900	11%	107,900	0%
Other	0	439,617	0	0	0	0%	0	0%
Total Source of Funds	142,387	536,817	97,200	97,200	107,900	11%	107,900	0%
Use of Funds:								
Services & Supplies	157,955	55,941	400,000	400,000	500,000	25%	300,000	-40%
Internal Services	4,365	4,407	601	601	1,336	122%	1,336	0%
Total Use of Funds	162,320	60,348	400,601	400,601	501,336	25%	301,336	-40%

ANTIOCH
2019-21 OPERATING BUDGET

INTERNAL SERVICE FUNDS

LOSS CONTROL FUND (580)

The Loss Control Program provides consultation services to City departments in the area of workers' compensation claim cost control, and compliance with California OSHA requirements. Staff in this fund is also responsible for assisting departments in maintaining a safe workplace for employees by managing an aggressive health and safety program.

LOSS CONTROL (FUND 580)								
Statement of Revenues, Expenditures and Change in Net Position								
	2016-17	2017-18	2018-19	2018-19	2019-20	%	2020-21	%
	Actual	Actual	Budget	Revised	Proposed	Change	Proposed	Change
Beginning Balance, July 1	\$368,369	\$251,485	\$41,548	\$41,548	\$181,448		\$6,139	
Revenue Source:								
Investment Income	(142)	988	250	250	250	0%	250	0%
Revenue from Other Agencies	15,000	0	0	0	0	0%	0	0%
Current Service Charges	1,736,543	1,652,179	2,240,000	1,969,708	1,915,000	-3%	2,400,000	25%
Other	0	5,108	0	0	0	0%	0	0%
Total Revenue	1,751,401	1,658,275	2,240,250	1,969,958	1,915,250	-3%	2,400,250	25%
Expenditures:								
Personnel	0	0	0	0	90,996	100%	196,000	115%
Services & Supplies	1,837,976	1,836,359	2,204,523	1,801,878	1,975,762	10%	2,166,998	10%
Internal Services	30,309	31,853	28,180	28,180	23,801	-16%	23,801	0%
Total Expenditures	1,868,285	1,868,212	2,232,703	1,830,058	2,090,559	14%	2,386,799	14%
Ending Balance, June 30	\$251,485	\$41,548	\$49,095	\$181,448	\$6,139		\$19,590	
Funded FTE's	0.00	0.00	0.00	0.00	1.00		1.00	

This page left intentionally blank

**ANTIOCH PUBLIC FINANCING
AUTHORITY**

ANTIOCH
2019-21 OPERATING BUDGET

ANTIOCH PUBLIC FINANCING AUTHORITY

The Antioch Public Financing Authority (APFA) is a joint powers authority organized by the City of Antioch and the Antioch Development Agency under the laws of the State of California. The Authority was organized to provide financial assistance to the City by financing real and personal property and improvements for the benefit of the residents of the City and surrounding areas.

The APFA maintains the following funds:

- APFA 2015A Lease Revenue Refunding Bonds – Portion related to refunding 2001 ABAG Bonds (410)
- APFA 2015A Lease Revenue Refunding Bonds – Portion related to refunding APFA 2002A&B Lease Revenue Bonds (417)

ANTIOCH PUBLIC FINANCING AUTHORITY (APFA)								
COMBINED STATEMENT OF APFA DEBT SERVICE FUNDS								
APFA Debt Issue	Fund #	Estimated Balance 7/1/19	Proposed Revenues	Proposed Expenditures	Estimated Balance 6/30/20	Proposed Revenues	Proposed Expenditures	Estimated Balance 6/30/21
2015A Lease Revenue Refunding Bonds	410	\$1,201,256	\$345,278	\$345,278	\$1,201,256	\$345,273	\$345,273	\$1,201,256
2015A Lease Revenue Refunding Bonds	417	1,651	1,457,622	1,457,622	1,651	1,496,872	1,496,872	1,651
TOTAL APFA		\$1,202,907	\$1,802,900	\$1,802,900	\$1,202,907	\$1,842,145	\$1,842,145	\$1,202,907

ANTIOCH
2019-21 OPERATING BUDGET

ANTIOCH PUBLIC FINANCING AUTHORITY

APFA 2015A LEASE REVENUE REFUNDING BONDS (410)
(Portion related to refunding 2001 ABAG bonds)

In February 2015, Antioch Public Financing Authority (APFA) Lease Revenue Refunding Bonds were issued to refinance the APFA 2002 A&B Lease Revenue Bonds and the ABAG 2001A Lease Revenue Bonds. The APFA leases the police facility and animal shelter to the City under a site and facility lease and the base rental payments made by the City represent the debt service on the new bonds. This fund accounts for the portion related to the ABAG bonds and debt service is paid by the General Fund. Final debt service is May 2031.

2015A LEASE REVENUE REFUNDING BONDS (FUND 410)								
Statement of Revenues, Expenditures and Change in Fund Balance								
	2016-17	2017-18	2018-19	2018-19	2019-20	%	2020-21	%
	Actual	Actual	Budget	Revised	Proposed	Change	Proposed	Change
Beginning Balance, July 1	\$3,500	\$302	\$1,201,499	\$1,201,499	\$1,201,256		\$1,201,256	
Revenue Source:								
Investment Income	32	0	0	0	0	0%	0	0%
Other	343,024	4,472	350,102	4,910	0	-100%	0	0%
Transfer In – General Fund	0	1,543,287	344,250	344,777	345,278	0%	345,273	0%
Total Revenues	343,056	1,547,759	694,352	349,687	345,278	-1%	345,273	0%
Expenditures:								
Services & Supplies	4,554	5,112	5,852	5,375	420	-92%	415	0%
Debt Service	341,700	341,450	344,250	344,250	344,750	0%	344,750	0%
Internal Services	0	0	305	305	108	-65%	108	0%
Total Expenditures	346,254	346,562	350,407	349,930	345,278	-1%	345,273	0%
Ending Balance, June 30	\$302	\$1,201,499	\$1,545,444	\$1,201,256	\$1,201,256		\$1,201,256	

ANTIOCH
2019-21 OPERATING BUDGET

ANTIOCH PUBLIC FINANCING AUTHORITY

APFA 2015A LEASE REVENUE REFUNDING BONDS (417)
(Portion related to refunding APFA 2002 A&B Lease Revenue Bonds)

In February 2015, Antioch Public Financing Authority (APFA) Lease Revenue Refunding Bonds were issued to refinance the APFA 2002 A&B Lease Revenue Bonds and the ABAG 2001A Lease Revenue Bonds. The APFA leases the police facility and animal shelter to the City under a site and facility lease and the base rental payments made by the City represent the debt service on the new bonds. This fund accounts for the portion related to the 2002 A&B bonds and debt service is reimbursed by Successor Agency to the Antioch Development Agency. Final debt service is May 2032.

2015A LEASE REVENUE REFUNDING BONDS (FUND 417)								
Statement of Revenues, Expenditures and Change in Fund Balance								
	2016-17 Actual	2017-18 Actual	2018-19 Budget	2018-19 Revised	2019-20 Proposed	%	2020-21 Proposed	%
						Change		Change
Beginning Balance, July 1	\$1,475	\$1,287	\$2,095	\$2,095	\$1,651		\$1,651	
Revenue Source:								
Investment Income	119	1,000	0	342	0	-100%	0	0%
Transfer in from ADA Retirement	1,354,322	1,388,280	1,420,000	1,419,047	1,457,622	3%	1,496,872	3%
Total Revenues	1,354,441	1,389,280	1,420,000	1,419,389	1,457,622	3%	1,496,872	3%
Expenditures:								
Services & Supplies	2,134	2,174	2,300	2,150	2,150	0%	2,150	0%
Debt Service	1,352,450	1,386,250	1,417,650	1,417,650	1,455,400	3%	1,494,650	3%
Internal Services	45	48	33	33	72	118%	72	0%
Total Expenditures	1,354,629	1,388,472	1,419,983	1,419,833	1,457,622	3%	1,496,872	3%
Ending Balance, June 30	\$1,287	\$2,095	\$2,112	\$1,651	\$1,651		\$1,651	

**CITY OF ANTIOCH AS
SUCCESSOR AGENCY AND
HOUSING SUCCESSOR TO THE
ANTIOCH DEVELOPMENT
AGENCY**

ANTIOCH

2019-21 OPERATING BUDGET

CITY OF ANTIOCH AS SUCCESSOR AGENCY AND HOUSING SUCCESSOR TO THE ANTIOCH DEVELOPMENT AGENCY

The Antioch Development Agency (Agency or ADA) was formed June 25, 1974, for the purpose of renovating designated areas within the City limits. Project areas were designated to receive tax increment funds based on redevelopment formulas. The redevelopment funds were targeted for slum and blight areas. There are currently four former redevelopment areas in Antioch encompassing 2,082 acres, which is 11.6% of the City's incorporated area.

Effective February 1, 2012, all redevelopment agencies throughout California were abolished with AB 1X26, the Dissolution Act. The City of Antioch elected to become the Successor Agency and Housing Successor to the Antioch Development Agency. The role of the City in these capacities is to oversee the wind-down of redevelopment and pay enforceable obligations of the former Antioch Development Agency until satisfied. As a result, the former Low and Moderate Income Housing Fund of the City has been re-named the Housing Fund and will account for the enforceable obligations of the former Antioch Development Agency related to activities of the former Low and Moderate Income Housing Fund. Expenses comprise administration of existing housing loans (rental rehabilitation, first time homebuyer, housing rehabilitation). Prior to dissolution, housing activities were funded by a 20% set-aside of tax increment revenues from the five project areas of the Antioch Development Agency. This set-aside is eliminated with dissolution, and obligations after February 1st will be funded with existing fund balance from the Low and Moderate Income Housing Fund and any loan repayments that may be received. The City as Successor Agency has also established the Redevelopment Obligation Retirement Fund to account for the receipt of property taxes from Contra Costa County to pay enforceable obligations of the former Antioch Development Agency. The payment of taxes occurs in June and January of each year to pay for obligations for the following six-month period as listed on the Successor Agency's approved Recognized Obligation Payment Schedule (ROPS).

SUMMARY OF SUCCESSOR AGENCY AND HOUSING SUCCESSOR FUNDS								
Fund	Fund #	Estimated Balance 7/1/19	Proposed Revenues	Proposed Expenditures	Estimated Balance 6/30/20	Proposed Revenues	Proposed Expenditures	Estimated Balance 6/30/21
Housing Fund	227	\$19,792,260	\$240,284	\$1,731,231	\$18,301,313	\$240,284	\$971,231	\$17,570,366
Redevelopment Obligation Retirement Fund	239	2,064,623	1,930,035	3,096,772	897,886	1,680,888	1,960,905	617,869
Successor Agency Project Area #1 Debt Service	431	150,162	149,799	148,779	151,182	149,759	148,739	152,202
Total Successor Agency and Housing Successor Funds		\$22,007,045	\$2,320,118	\$4,976,782	\$19,350,381	\$2,070,931	\$3,080,875	\$18,340,437

ANTIOCH
2019-21 OPERATING BUDGET

CITY OF ANTIOCH AS SUCCESSOR AGENCY AND HOUSING SUCCESSOR TO THE ANTIOCH DEVELOPMENT AGENCY

HOUSING FUND (227)

The former Low and Moderate Income Housing Fund has been renamed to the Housing Fund with the election by the City to become Housing Successor the Antioch Development Agency. The Housing Fund accounts for outstanding enforceable obligations relating to existing housing activities. A large portion of the fund balance represents the balance of housing loan receivables due the agency as well as a deferred set aside due from the Successor Agency.

HOUSING FUND (FUND 227)								
Statement of Revenues, Expenditures and Change in Fund Balance								
	2016-17 Actual	2017-18 Actual	2018-19 Budget	2018-19 Revised	2019-20 Proposed	%	2020-21 Proposed	%
						Change		Change
Beginning Balance, July 1	\$19,267,653	\$19,443,133	\$19,594,967	\$19,594,967	\$19,792,260		\$18,301,313	
Revenue Source:								
Investment Income	50,528	12,865	13,000	136,705	13,000	-90%	13,000	0%
Other	334,580	317,429	288,033	240,584	227,284	-6%	227,284	0%
Total Revenue	385,108	330,294	301,033	377,289	240,284	-36%	240,284	0%
Expenditures:								
Enforceable Obligations	75,923	17,851	0	0	0	0%	0	0%
Services & Supplies	133,705	160,609	1,010,525	164,625	1,685,525	924%	925,525	-45%
Internal Services	0	0	15,371	15,371	45,706	197%	45,706	0%
Total Expenditures	209,628	178,460	1,025,896	179,996	1,731,231	862%	971,231	-44%
Ending Balance, June 30	\$19,443,133	\$19,594,967	\$18,870,104	\$19,792,260	\$18,301,313		\$17,570,366	

ANTIOCH
2019-21 OPERATING BUDGET

CITY OF ANTIOCH AS SUCCESSOR AGENCY AND HOUSING SUCCESSOR TO THE ANTIOCH DEVELOPMENT AGENCY

REDEVELOPMENT OBLIGATION RETIREMENT FUND (239)

This fund was established by the City as Successor Agency to the Antioch Development Agency to account for property tax receipts from Contra Costa County to pay enforceable obligations of the former Antioch Development Agency.

REDEVELOPMENT OBLIGATION RETIREMENT FUND (FUND 239)								
Statement of Revenues, Expenditures and Change in Net Position								
	2016-17	2017-18	2018-19	2018-19	2019-20	%	2020-21	%
	Actual	Actual	Budget	Revised	Proposed	Change	Proposed	Change
Beginning Balance, July 1	\$3,803,679	\$3,158,768	\$1,380,850	\$1,380,850	\$2,064,623		\$897,886	
Revenue Source:								
Taxes ¹	3,938,195	2,058,429	2,008,013	2,891,332	1,922,035	-34%	1,675,888	-13%
Investment Income	(4,644)	15,172	5,000	15,000	8,000	-47%	5,000	0%
Total Revenue	3,933,551	2,073,601	2,013,013	2,906,332	1,930,035	-34%	1,680,888	-13%
Expenditures:								
Administration/Other	75,909	571,430	100,000	90,000	66,925	-26%	50,000	-25%
Transfers Out ²	4,502,553	3,280,089	1,923,020	2,099,484	3,023,375	44%	1,904,433	-37%
Internal Services	0	0	33,075	33,075	6,472	-80%	6,472	0%
Total Expenditures	4,578,462	3,851,519	2,056,095	2,222,559	3,096,772	39%	1,960,905	-37%
Ending Balance, June 30	\$3,158,768	\$1,380,850	\$1,337,768	\$2,064,623	\$897,886		\$617,869	

¹NOTE: The County distributes taxes each June and January to pay for obligations due for the upcoming six-month period. The payment expected in June will cover expenditures for the period of July through December. Therefore, revenues will not equal expenditures due to the timing difference of what period the money received covers.

²NOTE: Transfers Out are to the Antioch Public Financing Authority Fund to pay for debt service on the 2002 Lease Revenue Bonds and 2015A Lease Revenue Bonds for which the former Antioch Development Agency was obligated to pay, and debt service funds for the 2000 & 2009 Tax Allocation Bonds.

ANTIOCH

2019-21 OPERATING BUDGET

CITY OF ANTIOCH AS SUCCESSOR AGENCY AND HOUSING SUCCESSOR TO THE ANTIOCH DEVELOPMENT AGENCY

THE CITY OF ANTIOCH AS SUCCESSOR AGENCY TO THE ANTIOCH DEVELOPMENT AGENCY DEBT SERVICE AREA #1 (431) – This fund accounts for the repayment of the 2009 Tax Allocation Bonds. Details of the outstanding bond issues are as follows:

2009 Series Tax Allocation Bonds – These bonds were issued in 2009 and purchased directly by the State of California Department of Water Resources for the Markley Creek Remediation Project. The final debt service payment is scheduled to occur in September 2027.

SUCCESSOR AGENCY PROJECT AREA #1 DEBT SERVICE (FUND 431)								
Statement of Revenues, Expenditures and Change in Fund Balance								
	2016-17 Actual	2017-18 Actual	2018-19 Budget	2018-19 Revised	2019-20 Proposed	%	2020-21 Proposed	%
						Change		Change
Beginning Balance, July 1	\$147,733	\$147,568	\$147,913	\$147,913	\$150,162		\$151,182	
Revenue Source:								
Investment Income	115	1,276	15	2,248	1,020	-55%	1,020	0%
Transfer In ¹	1,558,505	1,562,906	153,020	147,289	148,779	1%	148,739	0%
Total Revenues	1,558,620	1,564,182	153,035	149,537	149,799	0%	149,759	0%
Expenditures:								
Debt Service	1,558,785	1,563,837	153,020	147,070	148,532	1%	148,492	0%
Internal Services	0	0	218	218	247	13%	247	0%
Total Expenditures	1,558,785	1,563,837	153,238	147,288	148,779	1%	148,739	0%
Ending Balance, June 30	\$147,568	\$147,913	\$147,710	\$150,162	\$151,182		\$152,202	

¹NOTE: Transfer in is from the Redevelopment Obligation Retirement Fund to pay for debt service.

This page left intentionally blank

SUPPLEMENTARY INFORMATION

ANTIOCH
2019-21 OPERATING BUDGET

SUPPLEMENTARY INFORMATION

ANTIOCH PUBLIC FINANCING AUTHORITY 2015A LEASE REVENUE REFUNDING BONDS DEBT SCHEDULE

Fiscal Year	2001 ABAG Refinanced Portion		APFA 2002 A&B Refinanced Portion		Aggregate Debt Service	
	Balance	P & I Payments	Balance	P & I Payments	Balance	P & I Payments
2014-15	\$3,840,000	\$ -	\$19,315,000	\$ -	\$23,155,000	\$ -
2015-16	3,700,000	347,167	18,925,000	1,392,528	22,625,000	1,739,694
2016-17	3,525,000	341,700	18,385,000	1,352,450	21,910,000	1,694,150
2017-18	3,345,000	341,450	17,795,000	1,386,250	21,140,000	1,727,700
2018-19	3,155,000	344,250	17,150,000	1,417,650	20,305,000	1,761,900
2019-20	2,955,000	344,750	16,435,000	1,455,400	19,390,000	1,800,150
2020-21	2,745,000	344,750	15,645,000	1,494,650	18,390,000	1,839,400
2021-22	2,525,000	344,250	14,775,000	1,535,150	17,300,000	1,879,400
2022-23	2,290,000	348,250	13,820,000	1,576,650	16,110,000	1,924,900
2023-24	2,050,000	341,500	12,780,000	1,613,900	14,830,000	1,955,400
2024-25	1,795,000	344,500	11,650,000	1,651,900	13,445,000	1,996,400
2025-26	1,530,000	341,750	10,420,000	1,695,400	11,950,000	2,037,150
2026-27	1,250,000	343,500	9,165,000	1,658,900	10,415,000	2,002,400
2027-28	955,000	344,500	7,570,000	1,936,150	8,525,000	2,280,650
2028-29	650,000	339,750	5,855,000	1,976,400	6,505,000	2,316,150
2029-30	325,000	344,500	4,005,000	2,025,650	4,330,000	2,370,150
2030-31	-	334,750	2,055,000	2,070,150	2,055,000	2,404,900
2031-32	-	-	-	2,116,650	-	2,116,650
TOTALS		\$5,491,317		\$28,355,828		\$33,847,144

- **ABAG 2001 Portion - Debt payments reimbursed by Antioch Public Golf Corporation**
- **APFA 2002A&B Portion – Debt payments reimbursed by the Successor Agency to the Antioch Development Agency**

ANTIOCH
2019-21 OPERATING BUDGET

SUPPLEMENTARY INFORMATION

MARINA - LOAN REPAYMENT SCHEDULES

FISCAL YEAR	#84-21-45		#85-21-130		#86-21-166		#87-21-59	
	Balance	P & I Payments	Balance	P & I Payments	Balance	P & I Payments	Balance	P & I Payments
1989-90	\$2,000,000							
1999-91	1,953,343	\$166,657	\$3,000,000					
1991-92	1,903,886	166,657	2,945,081	\$234,919	\$500,000		\$715,198	\$43,460
1992-93	1,851,461	166,657	2,886,867	234,919	491,607	\$31,893	704,154	42,309
1993-94	1,805,528	139,644	2,837,468	195,516	483,236	31,053	694,334	42,309
1994-95	1,747,133	139,644	2,769,638	195,516	473,929	31,053	683,271	42,309
1995-96	1,686,110	139,644	2,698,756	195,516	464,203	31,053	671,709	42,309
1996-97	1,622,341	139,644	2,624,684	195,516	454,039	31,053	659,627	42,309
1997-98	1,555,702	139,644	2,547,279	195,516	443,418	31,053	647,001	42,309
1998-99	1,486,065	139,644	2,466,390	195,516	432,318	31,053	633,807	42,309
1999-00	1,413,294	139,644	2,381,862	195,516	420,720	31,053	620,019	42,389
2000-01	1,336,349	140,543	2,292,825	196,220	408,579	31,073	605,531	42,389
2001-02	1,255,942	140,543	2,199,783	196,220	395,892	31,073	590,391	37,550
2002-03	1,226,926	85,533	2,153,929	144,844	388,571	25,136	579,408	37,550
2003-04	1,196,605	85,533	2,106,012	144,844	380,921	25,136	567,932	37,550
2004-05	1,164,919	85,533	2,055,938	144,844	372,927	25,136	555,939	37,550
2005-06	1,131,807	85,533	2,003,611	144,844	364,572	25,136	543,406	37,550
2006-07	1,097,205	85,533	1,948,930	144,844	355,842	25,136	530,309	37,550
2007-08	1,061,047	85,533	1,891,788	144,844	346,719	25,136	516,623	37,550
2008-09	1,023,261	85,533	1,832,074	144,844	337,185	25,136	502,321	37,550
2009-10	983,775	85,533	1,769,673	144,844	327,223	25,136	487,376	37,550
2010-11	942,511	85,533	1,704,465	144,844	316,812	25,136	471,758	37,550
2011-12	899,391	85,533	1,636,322	144,844	305,932	25,136	455,437	37,550
2012-13	854,331	85,533	1,565,112	144,844	294,563	25,136	438,381	37,550
2013-14	807,243	85,533	1,490,698	144,844	282,682	25,136	420,559	37,550
2014-15	758,036	85,533	1,412,936	144,844	270,267	25,136	401,934	37,550
2015-16	706,627	85,521	1,331,674	144,844	257,293	25,136	382,471	37,550
2016-17	684,102	54,323	1,246,755	144,844	243,735	25,136	362,132	37,550
2017-18	660,564	54,323	1,158,021	144,838	229,567	25,136	340,878	37,550
2018-19	635,966	54,323	1,121,107	89,025	214,762	25,136	318,667	37,535
2019-20	610,261	54,323	1,082,532	89,025	199,312	25,115	295,472	22,716

ANTIOCH
2019-21 OPERATING BUDGET

SUPPLEMENTARY INFORMATION

Marina Loan Repayment Schedules (Continued)								
Fiscal Year	#84-21-45		#85-21-130		#86-21-166		#87-21-59	
	Balance	P & I Payments	Balance	P & I Payments	Balance	P & I Payments	Balance	P&I Payments
2020-21	583,400	54,323	1,042,221	89,025	192,956	15,325	286,053	22,716
2021-22	555,330	54,323	1,000,096	89,025	186,314	15,325	276,209	22,716
2022-23	525,997	54,323	956,075	89,025	179,373	15,325	265,923	22,716
2023-24	495,344	54,323	910,073	89,025	172,119	15,325	255,173	22,716
2024-25	463,311	54,323	862,002	89,025	164,540	15,325	243,940	22,716
2025-26	429,837	54,323	811,767	89,025	156,619	15,325	232,201	22,716
2026-27	394,857	54,323	759,271	89,025	148,342	15,325	219,934	22,716
2027-28	358,303	54,323	704,413	89,025	139,692	15,325	207,115	22,716
2028-29	320,103	54,323	647,087	89,025	130,653	15,325	193,719	22,716
2029-30	280,185	54,323	587,181	89,025	121,208	15,325	179,721	22,716
2030-31	238,470	54,323	524,579	89,025	111,337	15,325	165,092	22,716
2031-32	194,878	54,323	459,160	89,025	101,022	15,325	149,805	22,716
2032-33	149,325	54,323	390,797	89,025	90,243	15,325	133,831	22,716
2033-34	101,722	54,323	319,358	89,025	78,979	15,325	117,137	22,716
2034-35	51,976	54,323	244,704	89,025	67,208	15,325	99,692	22,716
2035-40	0	54,315	0	267,050	0	76,540	0	113,542
TOTALS		\$4,042,468		\$6,328,863		\$1,070,252		\$1,554,568

ANTIOCH
2019-21 OPERATING BUDGET

SUPPLEMENTARY INFORMATION

HONEYWELL CAPITAL LEASE REPAYMENT SCHEDULE

FISCAL YEAR	DEBT SERVICE HONEYWELL CAPITAL LEASE	
	Balance	Payments
	\$4,050,000	\$0
2010-11	3,866,518	374,295
2011-12	3,450,500	504,160
2012-13	3,191,908	510,606
2013-14	2,820,589	516,140
2014-15	2,425,375	521,729
2015-16	2,005,038	527,374
2016-17	1,558,291	533,076
2017-18	1,083,782	538,834
2018-19	580,093	544,651
2019-20	45,735	550,525
2020-21	-	45,918
TOTALS		\$5,167,308

*Debt service on this capital lease is paid by various funds in the following manner:

General Fund:	6.92%
Animal Services Fund:	.11%
SLLMD Admin Fund:	1.18%
Marina Fund:	.33%
Water Fund:	2.32%
Prewett Water Park Fund:	1.85%
Recreation Fund:	1.95%
Gas Tax Fund:	85.34%

ANTIOCH
2019-21 OPERATING BUDGET

SUPPLEMENTARY INFORMATION

CITY OF ANTIOCH AS SUCCESSOR AGENCY TO THE ANTIOCH DEVELOPMENT AGENCY DEBT REPAYMENT SCHEDULES

FISCAL YEAR	DEBT SERVICE AREA #1 2009 TAB'S		DEBT SERVICE AREA #1 Deferred Set-Aside*	
	Balance	Payments	Balance	Payments
1995-96	\$-	\$-	\$4,933,576	\$-
1996-97	-	-	4,823,017	110,559
1997-98	-	-	4,100,909	722,108
1998-99	-	-	3,956,879	144,030
1999-00	-	-	3,812,849	144,030
2000-01	-	-	3,787,849	25,000
2001-02	-	-	3,762,849	25,000
2002-03	-	-	3,737,849	25,000
2003-04	-	-	3,712,849	25,000
2004-05	-	-	3,687,849	25,000
2005-06	-	-	3,662,849	25,000
2006-07	-	-	3,637,849	25,000
2007-08	-	-	3,612,849	25,000
2008-09	-	-	3,587,849	25,000
2009-10	2,080,841	23,594	3,562,849	25,000
2010-11	1,985,498	148,206	3,537,849	25,000
2011-12	1,891,432	144,762	3,537,849	-
2012-13	1,794,313	144,730	3,537,849	-
2013-14	1,694,977	144,697	3,537,849	-
2014-15	1,593,058	144,664	3,349,891	187,958
2015-16	1,488,489	144,629	3,127,573	222,318
2016-17	1,381,201	144,594	2,537,847	589,726
2017-18	1,271,124	144,558	2,208,944	328,903
2018-19	1,158,184	144,520	1,675,796	533,148
2019-20	1,042,309	144,482	258,822	1,416,974
2020-29	-	1,154,358	-	258,822
TOTALS		\$2,627,794		\$4,933,576

*Repayment of this obligation calculated annually using 2013/14 base tax year established as required under redevelopment dissolution

ANTIOCH

2019-21 OPERATING BUDGET

SUPPLEMENTARY INFORMATION

GLOSSARY OF BUDGET TERMINOLOGY

Account Groups: Account groups are used to establish accounting control of general fixed assets and the unmatured principal of general long-term obligations. Assets and liabilities of these funds are neither spendable resources nor do they require current appropriation. Therefore, they are accounted for separately from the governmental fund types.

Accrual Basis: A basis of accounting in which transactions are recognized at the time they are incurred, as opposed to when cash is received or spent.

Activity: Departmental efforts which contribute to the achievement of a specific set of program objectives; the smallest unit of the program budget.

Agency Funds: Agency funds are used to account for assets held by the City as an agent for individuals, private organizations, other governments and/or other funds.

Appropriation: An authorization by the City Council to make expenditures/expenses and to incur obligations for a specific purpose within a specific time frame. An appropriation is usually limited in amount and as to time when it may be expended. Operational appropriations usually expire at fiscal year end.

Assessed Valuation: A dollar value placed on real estate or other property by Contra Costa County as a basis for levying property taxes.

Assessment District: Defines area of land that is benefited by the acquisition, construction, or maintenance of a public improvement. An assessment is levied and collected in the regular property tax bill to fund the improvements.

Assets: A probable future economic benefit obtained or controlled by a particular entity as a result of past transactions or events.

Audit: A view of the City's accounts by an independent auditing firm to substantiate fiscal year-end funds, salaries, reserves, and cash on hand.

Beginning/Ending (Unappropriated) Fund Balance/Net Position: Unencumbered resources available in a fund from the prior/current fiscal year after payment of the prior/current fiscal year's expenditures/expenses. This is not necessarily cash on hand.

Bond: A City may raise capital by issuing a written promise to pay a specific sum of money, called the face value or principal amount, at a specific date or dates in the future, together with periodic interest at a special rate.

Budget: A plan of financial activity for a specified period of time indicating all planned revenues and expenses for the budget period (July 1 through June 30). The budget is proposed until it has been approved by the City Council.

Budget Amendment: The City Council has the sole responsibility for adopting the City's budget and may amend or supplement the budget at any time after adoption by a majority vote. The City Manager has the authority to approve administrative adjustments to the budget as long as those changes will not have a significant policy impact nor affect budgeted year-end fund balances.

ANTIOCH
2019-21 OPERATING BUDGET

SUPPLEMENTARY INFORMATION

GLOSSARY OF BUDGET TERMINOLOGY (Continued)

Budget Hearing: A public meeting at which any citizen may appear and be heard regarding the increase, decrease or omission of any item in the proposed budget as presented in writing by the City Manager to the City Council.

Building Permits: The City requires that building permits be obtained to ensure that structures meet specific standards. The City requires various construction permits for activities such as the installation of electric, plumbing, and sewage facilities. The City charges a fee for issuing these permits in order to recover only the costs incurred. These fees are collected into the General Fund.

Business License Tax: The Business License Tax is imposed for the privilege of conducting business within the City. These fees are collected into the General Fund.

Capital Improvement: A permanent addition to the City's assets, including the design, construction, or purchase of land, buildings, or facilities, or major renovations of same.

Capital Improvement Program (CIP): A financial plan of proposed capital improvement projects with single- and multiple-year capital expenditures/expenses. The Capital Improvement Program plans for five years and is updated annually.

Capital Outlay: A budget appropriation category which budgets all equipment having a unit cost of more than \$5,000 and an estimated useful life of five years. Non-CIP capital outlay is budgeted in the City's operating budget.

Capital Projects: Major construction, acquisition, or renovation activities which add value to a government's physical assets or significantly increase their useful life.

CDBG: Community Development Block Grant – a program designed by the U.S. Department of Housing and Urban Development to revitalize low-and-moderate-income areas within a city.

Consumer Price Index (CPI): Consumer price index is a statistical measure of a weighted average of prices of a specified set of goods and services purchased by wage earners in urban areas.

Debt Service: Payment of the principal and interest on an obligation resulting from the issuance of bonds, notes, or certificates of participation.

Debt Service Requirements: The amount of money required to pay principal and interest on outstanding debt and required contributions to accumulate monies for future retirement of term bonds.

Deficit: An excess of expenditures or expenses over revenues (resources).

ANTIOCH
2019-21 OPERATING BUDGET

SUPPLEMENTARY INFORMATION

GLOSSARY OF BUDGET TERMINOLOGY (Continued)

Department: An organizational unit comprised of divisions or programs. It is the basic unit of service responsibility encompassing a broad mandate of related activities.

Division: A sub-section (or activity) within a department which furthers the objectives of the City Council by providing specific services or a product.

Encumbrances: Funds not yet expended, but which are legally obligated or "set aside" in anticipation of expenditure. These funds cease to be an encumbrance when paid and become a disbursement.

Enterprise Funds: A type of fund established for the total costs of those governmental facilities and services which are operated in a manner similar to private enterprises. These programs are entirely or predominantly self-supporting. The City's water, sewer, marina, and Prewett Park funds are enterprise funds.

Expenditure: The actual spending of Governmental Funds set aside by appropriation.

Expense: The actual spending of Proprietary Funds (Enterprise and Internal Service Fund types) set aside by an appropriation.

Fiscal Year: A 12-month period of time to which a budget applies. In Antioch, it is July 1 through June 30.

Fixed Assets: Assets of a long-term character such as land, building, machinery, furniture and other equipment with a value greater than \$5,000 and a useful life longer than 5 years.

Franchise Fee: A Franchise Fee is imposed on various utilities and organizations which permits them to use and operate those facilities within the City. These fees are collected into the General Fund.

FTE (Full-Time Equivalent): The amount of time a regular full or part time position has been budgeted for in terms of the amount of time an employee works in a year.

Fund: An independent fiscal and accounting entity used to record all financial transactions related to the specific purpose for which the fund was created.

Fund Balance: Also known as financial position, fund balance is the excess of assets over liabilities, and represents the cumulative effect of revenues and other financing sources over expenditure and other financing uses.

General Fund: The primary fund of the City used to account for all revenues and expenditures of the City not legally restricted as to use. This fund is used to offset the cost of the City's general operations. Examples of departments financed by the General Fund include the Police Department and City Council.

ANTIOCH

2019-21 OPERATING BUDGET

SUPPLEMENTARY INFORMATION

GLOSSARY OF BUDGET TERMINOLOGY (Continued)

Governmental Fund Types: General, Special Revenue, Debt Service and Capital Projects fund types are used to account for most governmental functions. The governmental fund measurement focus is on the "financial flow" basis, which accounts for sources and uses of available spendable resources.

Grant: Contributions, gifts of cash, or other assets from another governmental entity to be used or expended for a specific purpose, activity, or facility. An example is the Community Development Block Grant provided by the Federal Government.

Infrastructure: Facilities on which the continuance and growth of a community depend on such as roads, water lines, sewers, public buildings, and parks.

Interest: Interest income is earned as the City invests its idle funds in various investment media. The goal of the City's investment is to protect each investment while achieving the highest rate of return.

Interfund Transfers: Monies transferred from one fund to another. Such money is transferred to finance the operations of another fund or to reimburse the fund for certain expenditures/expenses.

Internal Service Fund: An Internal Service Fund provides services to other City departments and bills the various other funds for services rendered, just as would private business. Internal Service Funds are self-supporting and only the expense by this fund is counted in budget totals. Examples include the Equipment Maintenance Fund, Information Systems Fund, and Loss Control Fund.

Materials, Supplies, and Services: Expenditures/expenses for materials, supplies, and services which are ordinarily consumed within a fiscal year and which are not included in departmental inventories.

Objectives: The expected results or achievements of a budget activity.

Operating Budget: Annual appropriation of funds for on-going program costs, including salaries and benefits, services and supplies, debt service, capital outlay and capital improvements.

Ordinance: A formal legislative enactment by the City Council. It has the full force and effect of law within City boundaries unless preempted by a higher form of law. An Ordinance has a higher legal standing than a Resolution.

Performance Measures: A performance measure is a public oriented measure which, whether stated in terms of effectiveness or efficiency, quantitatively describes how well a service is being performed. The foundation of performance measures is understanding the relationship between program inputs, outputs, efficiency, effectiveness, and ultimately program outcomes.

Property Tax: Property tax is imposed on real property (land and permanently attached improvements, such as building) and tangible personal property located within the City.

ANTIOCH
2019-21 OPERATING BUDGET

SUPPLEMENTARY INFORMATION

GLOSSARY OF BUDGET TERMINOLOGY (Continued)

Proposition 4 Limit (Gann Initiative): In November 1979, the voters of the State of California approved Proposition 4, commonly known as the (Paul) Gann Initiative. The Proposition created Article XIII B of the State Constitution placing limits on the amount of revenue which can be spent by all entities of government. Proposition 4 became effective for the 1980-81 fiscal year, but the formula for calculating the limits was based on the 1978-79 "base Year" revenues. In June 1990 California voters passed Proposition 111, which provides or new adjustment formulas to make the Gann appropriations limit more reflective of increased service demand due to commercial growth.

Proprietary Fund Types: Enterprise and Internal Service fund types are used to account for on-going activities which are financed and operated in a manner similar to those found in the private sector. The intent is that costs (expenses, including depreciation) be financed or recovered through user charges. The measurement focus is "capital maintenance" as in private industry, with the emphasis on net income determination.

Reimbursement: Payment of amount remitted on behalf of another party, department, or fund.

Committed Fund Balance: Accounts used to record a portion of the fund balance as legally segregated for a specific use and not available for appropriation.

Resolution: A special order of the City Council which has a lower legal standing than an ordinance.

Revenues: Amount received for taxes, fees, permits, licenses, interest, intergovernmental sources, and other sources during the fiscal year.

Salaries and Benefits: A budget category which generally accounts for full time and temporary employees; overtime expenses; and all employee benefits, such as medical, retirement, worker's compensation, and dental.

Sales and Use Tax: Sales and use tax is imposed on retailers for the privilege of selling, at retail, within the City limits. This tax is based on the sales price of any taxable transaction of tangible personal property. This revenue is placed in the General Fund for unrestricted uses.

Special Revenue Funds: This fund type collects revenues that are restricted by the City, State, or Federal Government as to how the City might spend them.

Transient Occupancy Tax: The Transient Occupancy Tax is a tax imposed on "transients" who occupy a room or room in a hotel or motel in the City. This tax is 10%. Seven percent is placed in the General Fund and three percent is placed in the Civic Arts Fund.