

**CITY OF ANTIOCH  
2017-19  
OPERATING BUDGET**



**ADOPTED JUNE 27, 2017**

**CITY OF ANTIOCH  
2017-19 OPERATING BUDGET**

**CITY OF ANTIOCH, CALIFORNIA  
2017-19 OPERATING BUDGET**

**CITY OF ANTIOCH  
2017-19 OPERATING BUDGET**

**CITY OF ANTIOCH  
2017-19 OPERATING BUDGET**

**Adopted June 27, 2017**

**City Council**

**Sean Wright, Mayor  
Lamar Thorpe, Mayor Pro Tem  
Lori Ogorchock, Council Member  
Monica Wilson, Council Member  
Tony Tiscareno, Council Member**

**Other Elected Officials**

**Arne Simonsen, City Clerk  
Donna Conley, City Treasurer**

**Interim City Attorney**

**Derek Cole**

**City Manager**

**Ron Bernal**

**CITY OF ANTIOCH  
2017-19 OPERATING BUDGET**

**Department Directors**

**Dawn Merchant, Finance Director  
Forrest Ebbs, Community Development Director  
Tammany Brooks, Police Chief  
Nickie Mastay, Administrative Services Director  
Alan Barton, Information Services Director**

**City of Antioch  
Third & "H" Streets, P.O. Box 5007  
Antioch, California 94531-5007  
[www.ci.antioch.ca.us](http://www.ci.antioch.ca.us)**



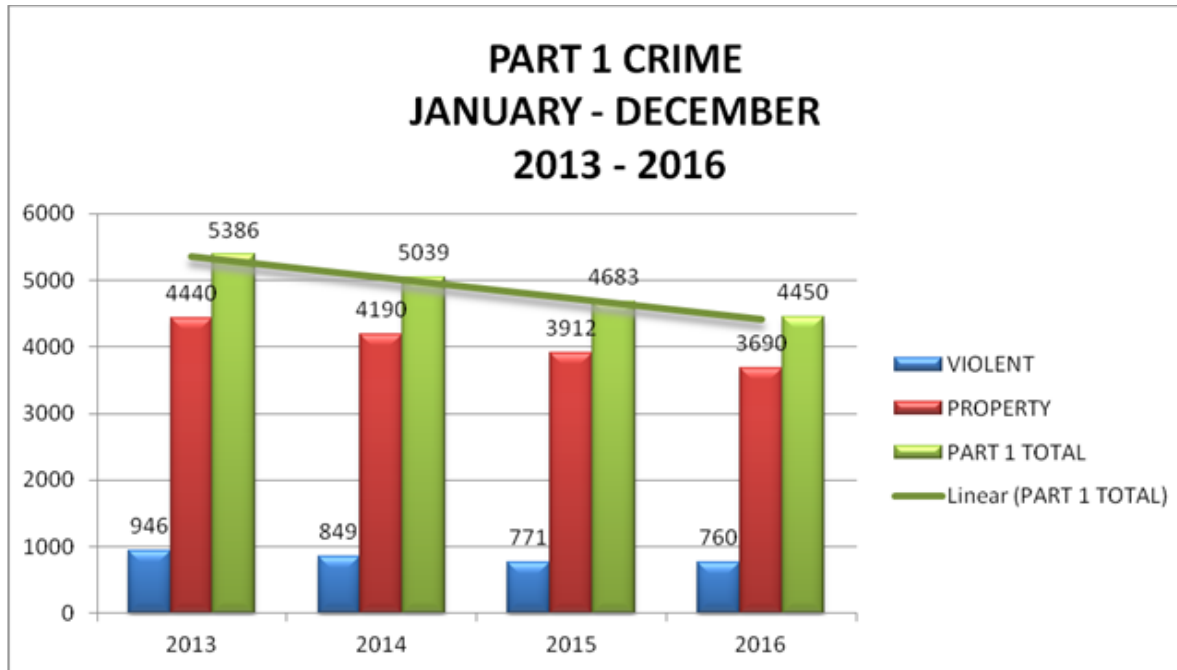
June 27, 2017

Honorable Mayor and City Council:

I am pleased to submit the Fiscal Year 2017-2019 two-year budget for the City of Antioch. The City Council held four budget development study sessions to review every fund, honoring our commitment to strong, careful fiscal stewardship and management of taxpayer dollars. The budget presented represents a commitment by the City Council to invest in Antioch as we continue to climb out of the difficult times encountered during the Great Recession and the past decade of recovery. With average residential sales prices continuing to rise, consistent sales tax growth, and low unemployment, the City is poised to take advantage of these positive trends, if we can maximize local control over our services and fiscal sustainability.

Although the Recession hit Antioch particularly hard, by keeping our City operations lean and singularly focused on our top priority of serving the community, the City has fought through the effects of significant revenue shortfalls with minimum service impacts to our public to date. The 33% decrease from pre-recession staffing levels has resulted in a leaner workforce who will represent the norm going forward. The General Fund Reserve, meant to be used for catastrophic emergencies, is currently at 42%. This prudent reserve does not mean there still is not work to be done to achieve balanced budgets in the foreseeable future. With the recent approval of long-term employee contracts for all but one bargaining unit, the City is in a good position to project expenses for the next five years and budget, accordingly. The two biggest and most critical questions for the City is whether Measure C, the City's ½ percent sales tax measure which sunsets in 2021, will be extended or reauthorized by the voters and what additional increases in City contributions the State of California Public Employees' Retirement System (CalPERS) will impose upon Antioch to meet its legal obligations.

Measure C, a ballot measure that raised sales taxes by a ½ cent for seven years, was passed by Antioch voters in November 2013. With nearly \$7M in annual revenues generated, the City Council has committed 104 sworn police officers to the force and 5 code enforcement officers by 2019. The hiring of additional police officers and other positive effects of Measure C can be seen in part by the steady decrease in Part I crime over the past four years as shown in the chart below:



Even with Measure C and a significant percentage increase in property tax revenue, the City’s General Fund is projected to run unsustainable structural deficits starting in fiscal year 2019. The impending sunset of Measure C in April 2021 creates the need to establish long-term, sustainable sources of revenue that are locally-controlled, cannot be seized by the State, and can be invested directly into crime and blight reduction, as well as other quality of life initiatives for Antioch residents and businesses.

Antioch must stay vigilant in our efforts to reduce violent crime, eradicate blighted properties, compassionately address the chronic homeless issues that face our City and the region, and continue to work collaboratively on a regional effort to bring economic development to Antioch. We need to be fiscally prudent by closely monitoring expenses, investigating all types of revenue-generating measures, developing a long-term plan to reduce our unfunded liabilities, discover and implement ways to define our contributions to all benefit programs offered to City employees, and minimize General Fund subsidies to high cost operations, such as the golf course and water park. This fall, the new City Council will be taking a fresh look at our priorities as part of a Strategic Plan and Goal Setting Workshop update process, and as always, we look forward to engaging the community in these issues as well.

## **ACCOMPLISHMENTS OF NOTE**

We have closed the prior budget period with many successes. These include the following:

- The City continues implementing the Strategic Plan updated in February 2016.
- Hiring sworn police officers and other police personnel with 102 budgeted sworn officers.
- Part 1 crime has been reduced by 17.4% over the past three years (2013 to 2016) and 5% over the past year (2015 to 2016).
- Finalized labor contracts with 5 bargaining units, retaining experienced service providers and staff.
- In progress on labor negotiations with 1 bargaining unit.
- Continued to support Antioch's interests regarding the Bay Delta Conservation Plan and protection of the Western Delta.
- Continued to protect Antioch's pre-1914 water rights.
- Continued pre-design and EIR preparation for a desalination/brackish water plant to serve Antioch.
- Continued process and nearing approval of the Downtown Specific Plan and Land Use Element of the General Plan.
- Worked collaboratively with ARF to significantly enhance the operations and quality of care at the Antioch Animal Shelter.
- Highway 4 widening completed (landscaping in progress) and Hillcrest BART Station scheduled to open Spring 2018.
- Approved the construction of a two megawatt solar facility in cooperation with NRG.

## **BUDGET DECISIONS**

During budget development, much of our attention was focused on the General Fund, where general revenues are held to support the day-to-day operations of the City. In this year's budget, Council delivered a strong message that they want to utilize some of Antioch's General Fund reserves and further invest in our community. Some of the areas they have focused resources for 2017-2019 are:

- One additional Police Officer in 2017-2018 and another in 2018-2019 bringing the sworn total officers to 104.
- Selected Police overtime for proactive details.
- One additional Community Services Officer.
- Two additional contract Code Enforcement Officers focused primarily on proactive neighborhood enforcement.
- One additional Planner and one additional Building Technician in Community Development to allow all-day office hours.
- Funding for the Contra Costa County Library to provide an additional day of operation per week.
- Retaining a firm to assist in engaging the public and increasing awareness of City services, issues and needs.
- Funding for enhanced arterial and collector street landscape maintenance.
- Funding for 4<sup>th</sup> of July and Holiday DeLites community events.
- Additional funding for the Arts and Cultural Foundation.

The City has several other Funds that comprise the entire fiscal picture of the City. Total Citywide revenue receipts are projected at \$124,738,686 for 2017-18 and \$128,562,706 for 2018-2019 and are broken down by fund as follows:

### REVENUES - ALL CITY FUNDS

FUND	Proposed 2017-18	Proposed 2018-19
General Fund	\$54,411,500	\$54,779,324
Special Revenue Funds	16,468,268	21,444,273
Capital Projects Funds	4,263,325	2,259,525
Debt Service Fund	950,870	953,462
Internal Service Funds	6,050,736	6,853,464
Enterprise Funds	36,979,937	38,035,470
Antioch Successor Agency Funds	3,879,049	2,467,086
Antioch Public Financing Authority	1,735,001	1,770,102
<b>TOTAL REVENUES</b>	<b>\$124,738,686</b>	<b>\$128,562,706</b>



Total Citywide expenditures are projected at \$135,222,845 for 2017-18 and \$136,135,158 for 2018-2019 and are broken down by fund as follows.

**EXPENDITURES - ALL CITY FUNDS**

<b>FUND</b>	<b>Proposed 2017-18</b>	<b>Proposed 2018-19</b>
General Fund	\$54,316,437	\$57,584,819
Special Revenue Funds	18,117,224	19,028,462
Capital Projects Funds	4,792,356	2,856,269
Debt Service Fund	945,054	952,328
Internal Service Funds	6,459,647	7,094,752
Enterprise Funds	43,127,587	44,536,861
Antioch Successor Agency Funds	5,729,458	2,311,565
Antioch Public Financing Authority	1,735,082	1,770,102
<b>TOTAL EXPENDITURES</b>	<b>\$135,222,845</b>	<b>\$136,135,158</b>

Some final budget highlights for fiscal years 2017-2019 are outlined below.

- Balanced budget for fiscal year 2018, with \$95,063 to reserves.
- 6% projected increase in property tax in fiscal years 2018 and 2019.
- 2% projected increase in sales tax (excluding Measure C) for fiscal year 2018 and 2% in fiscal year 2019.
- Budgeted \$6,756,900 in projected Measure C revenues committed to Police and Code Enforcement services in fiscal year 2018 and budgeted \$6,928,325 in fiscal year 2019.

## **RESERVE POLICIES**

The City's current reserve policy continues to establish reserves for the following items:

- General Reserves – General Fund Unassigned Fund Balance of the City will be a minimum of 10% of General Fund operating revenues (with a proposed increase to 20% with adoption of the fiscal year 2017-2019 Budget). This budget projects a reserve of 46.73% as of June 30, 2018 and 41.29% as of June 30, 2019.
- Replacement Reserves – Reserves for replacement of capital equipment in the Office Equipment Replacement Fund and the Vehicle Replacement Fund.
- Mandated Liabilities Reserve – Reserves for compensated absences will be set at 5% of the total compensated absences liability provided in the previous year's annual audit.
- Litigation/Insurance Reserve – Reserves for litigation and insurance deductibles (either third-party or self-insurance) will be set at ten times the City's self insured retention. This budget sets a reserve of \$500,000 due to increased deductibles for property insurance claims.

## **ECONOMIC OUTLOOK**

With the recent completion of the Highway 4 widening and the scheduled Spring 2018 opening of the BART station and trains that will connect Antioch and the Bay Area, this \$1.3B investment through the center of Antioch has positioned our community for strong economic development. The significantly widened highway, six new interchanges and the Highway 4 to Highway 160 connector bridges have created better access and visibility to Antioch's numerous economic development opportunities. Whether the Northern Waterfront with deep water ports and rail, the Hillcrest Specific Plan area adjacent to BART, the Rivertown Business District set on the San Joaquin River with one-of-a-kind views, or the 2,500-acre Sand Creek focus area with planned residential communities and Mt. Diablo as a backdrop, every type of development opportunity can be found in Antioch. Offering a well qualified workforce of over 51,000 people, affordable housing and affordable rents for businesses and industry at the center of East Contra Costa County, Antioch is regaining its position as a regional destination and leader.

Water is one of our most valuable commodities and Antioch is fortunate to have pre-1914 water rights that allow us to divert 16M gallons of water from the San Joaquin River per day. Antioch is pursuing a desalination/brackish water plant that will provide a safe, reliable, and drought-proof source of water for our community. Because of mandatory rationing from the State during the most recent

drought, the need for this type of drought-proof water supply will not only benefit Antioch residents and businesses, but new customers and industries that depend on an uninterrupted quality source of water.

Continued increases in property values and consumer spending are expected to continue throughout 2017. Projections show that job growth in the East Bay will drive the region's unemployment rate below 4% by the end of 2017. With the economy in Antioch and the East Bay improving overall, the upward price pressure on housing has continued to push from Silicon Valley and San Francisco through the inner Bay Area and the I-680 corridor toward Antioch, which is a good value in comparison to those areas. As housing prices and demand continues, the entitlement of over 1,200 residential lots and another 1,400 more in process is expected to produce new market rate housing. The health care industry continues to grow as Sutter Delta Hospital is making current expansions to their facility, Kaiser Permanente remains a regional health care leader and John Muir Health Care increases its presence in the region.

Over the long run, Antioch is well positioned to take advantage of a strong Bay Area economy that continues to move east.

## **FUTURE OPPORTUNITIES**

The City Council also has other projects and plans that will enrich the City and make Antioch an even more enjoyable place to live and do business. This includes:

- Continue to implement the City's Strategic Plan and update the plan later this year.
- Continue to use Measure C funds for the Police Department and Code Enforcement.
- Pursue revenue-generating opportunities.
- Increase economic development efforts, locally and regionally.
- Continue local and regional economic development collaboration to create jobs and expand the City's tax base.
- Promote Antioch as a place to grow businesses and families.
- Continue to monitor and protect the City's water rights.
- Determine costs and benefits of a desalination/brackish water plant.
- Promote stronger relationships with the Antioch Unified School District.
- Seek expanded local employment opportunities for Antioch residents.
- Continue downtown revitalization efforts including a new restaurant at the Humphrey's site and residential development.
- Streamline and improve the City's business processes by expanding Community Development hours of operation.

- Continue to advocate for Antioch related to various WETA activities.
- Pursue economic development related to the widened Highway 4 and Hillcrest BART Station.
- Continue to work with adjacent cities to explore cost sharing and interagency cooperation.

In closing, I would like to highlight the importance of keeping in mind our mission and the fundamental principles we strive to achieve as a City. Antioch is:

A COMMUNITY that is proud of its heritage;

A COMMUNITY that provides an opportunity to live, learn, work, worship and play in a safe, stimulating and diverse community;

A COMMUNITY that is a responsible steward of its economic and natural resources;

A COMMUNITY that recognizes its responsibility to the larger Delta Region, and will be a pro-active advocate and a leader in promoting regional cooperation.

I want to acknowledge and thank all of the individuals who assisted in development and production of this budget. The staff and I look forward to working with the City Council to implement the FY 2017-19 Adopted Budget and to continue to improve the fiscal stability and quality of life in the City.

Respectfully submitted,



RON BERNAL  
City Manager

CITY OF ANTIOCH  
2017-19 OPERATING BUDGET



TABLE OF CONTENTS

	<u>Page</u>
Message from the City Manager .....	i-viii
Table of Contents .....	1
Budget Guide .....	4
Community Profile .....	7
Budget Strategies and Policies .....	10
Appropriation Limit Resolution 2017/58 .....	15
Resolutions for Adoption the City, APFA, Successor Agency and Housing Successor Budgets .....	16
Staffing Overview .....	21
<b>Financial Summaries</b> .....	<b>36</b>
General Fund Revenues .....	38
Fund Transfers .....	43
Internal Services .....	45
Annual Recurring Purchase Orders/Contracts .....	52
<b>GENERAL FUND SUMMARY</b> .....	<b>53</b>
General Fund Revenue and Expenditure Summary .....	56
Fund Balance History .....	57
General Fund Police Department Measure C Funding.....	59
General Fund Revenues .....	60
General Fund Expenditures .....	62
Legislative & Administrative	
City Council .....	67
City Attorney .....	69
City Manager .....	72
City Clerk .....	75
City Treasurer .....	78
Human Resources .....	79
Economic Development .....	82
Finance.....	85
Non-departmental .....	93

**CITY OF ANTIOCH  
2017-19 OPERATING BUDGET**



Public Works (General Fund) .....	94
Police.....	119
Recreation/Community Services .....	142
Community Development .....	143
<b>SPECIAL REVENUE FUNDS</b> .....	151
Federal Asset Forfeiture Fund .....	154
Delta Fair Property Fund .....	155
Community Development Block Grant (CDBG) Fund.....	156
Gas Tax Fund .....	159
Animal Control Fund .....	161
Civic Arts Fund.....	164
Park In Lieu Fund.....	166
Senior Bus Fund .....	167
Recreation Fund.....	169
Traffic Signal Fund .....	182
Police Asset Forfeiture Fund.....	183
Measure J Growth Management Fund .....	184
Child Care Fund .....	186
Tidelands Fund .....	187
Solid Waste Reduction Fund.....	188
Abandoned Vehicle Fund.....	192
National Pollutant Discharge Elimination (NPDES) Fund.....	193
Supplemental Law Enforcement Service Grant (SLESF) Fund.....	196
Byrne Grant Fund.....	197
CDBG Revolving Loan Fund.....	198
Traffic Safety Fund.....	199
PEG Fund.....	200
Street Impact Fund.....	201
Street Light and Landscape Maintenance District Funds .....	202
East Lone Tree Benefit District Fund.....	226
Post Retirement Medical Funds.....	227
<b>CAPITAL PROJECTS</b> .....	230

**CITY OF ANTIOCH  
2017-19 OPERATING BUDGET**



---

<b>DEBT SERVICE FUNDS</b> .....	242
<b>ENTERPRISE FUNDS</b> .....	244
Water Fund.....	246
Sewer Fund.....	256
Marina Fund .....	262
Prewett Park Fund .....	268
<b>INTERNAL SERVICE FUNDS</b> .....	271
Vehicle Replacement Fund.....	273
Vehicle Equipment Maintenance Fund .....	274
Information Systems Fund .....	275
<b>ANTIOCH PUBLIC FINANCING AUTHORITY</b> .....	285
<b>CITY OF ANTIOCH AS SUCCESSOR AGENCY AND HOUSING SUCCESSOR TO THE ANTIOCH DEVELOPMENT AGENCY</b> .....	289
Housing Fund.....	291
Redevelopment Obligation Retirement Fund.....	292
Successor Agency Debt Service Area #1 Fund.....	293
<b>SUPPLEMENTARY INFORMATION</b> .....	294
Debt Service Repayment Schedules .....	295
Glossary .....	300

# CITY OF ANTIOCH 2017-19 OPERATING BUDGET



---

## BUDGET GUIDE

---

A budget serves many purposes. In addition to its inherent value as a resource and spending plan for the City, it informs the public about the City's financial strategies and provides the documentation needed for other financial-related matters such as audits, loans and grants.

The goal of the City's two year budget is to provide a plan that allocates resources to meet the needs and desires of Antioch residents. The budget is one way in which the City Council and City staff responds to the community's needs. It balances City revenues and costs with community priorities and requirements. The City's fiscal year is July 1<sup>st</sup> to June 30<sup>th</sup>.

In preparing the FY 2017-19 budget, City staff reviewed the 2016-2017 fiscal year and estimated the expenditures and revenues anticipated for the next two years. As a result, this budget incorporates revenues and expenditures that are expected to be incurred during FY 2017-18 and 2018-19.

## DOCUMENT ORGANIZATION

### *Message from the City Manager*

In his message, the City Manager summarizes the proposed budget to the City Council. He outlines strategies and objectives for change and improvements, lists FY 2016-2017 accomplishments, highlights the financial outlook, and summarizes the City's priorities for fiscal years 2018 through 2019. The most critical issues facing each department during the coming fiscal year are also highlighted and discussed in this section of the document.

### *Community Profile*

This section contains valuable information about the City, its people, and its businesses. City services, population and housing, employment, transportation, and school services are discussed.

### *Budget Strategies and Policies*

Included in this section are descriptions of finance-related information such as the City's financial objectives, reporting requirements, management responsibilities, reserve descriptions, appropriation control debt management and investment reporting.

### *Staffing Overview*

This section provides an overview of the City's current staffing levels and highlights any new positions included in the budget.



**CITY OF ANTIOCH  
2017-19 OPERATING BUDGET**



***Financial Summaries***

An overall financial picture of Antioch by fund type is shown in this section, including a description of General fund revenues and summary financial tables.

***City Budgets By Fund***

These sections provide detailed information for each fund of the City, grouped by fund type. The City maintains the following fund types: General Fund, Special Revenue Funds, Capital Projects Funds, Debt Service Funds, Internal Service Funds and Agency Funds. Information about each department within the fund, including department and division descriptions, FY 2011 through 2019 objectives, sources of revenue, and anticipated expenditures are included.

***City of Antioch as Successor Agency and Housing Successor to the Antioch Development Agency (ADA)***

The Antioch Development Agency (ADA) was formed June 25, 1974, for the purpose of renovating designated areas within the City of Antioch. Effective February 1, 2012, all redevelopment agencies were abolished as a result of AB 1X26 (the Dissolution Act). The City of Antioch elected to become the successor agency and housing successor for the ADA and as such has adopted an Enforceable Obligations Schedule (EOPS) outlining existing obligations to be paid by the former redevelopment agency. As Successor Agency and Housing Successor, the City is responsible for winding down the operations of the former Antioch Development Agency and paying the obligations until satisfied. Contra Costa County will distribute property tax increment to the City to pay obligations as they come due in six month increments based on a Recognized Obligation Payment Schedule (ROPS) that is submitted to the County Auditor Controller, State Auditor Controller, State Department of Finance and Oversight Board to the City as Successor Agency twice a year.

***Antioch Public Financing Authority (APFA)***

The Antioch Public Financing Authority (APFA) is a joint powers authority organized by the City and former Antioch Development Agency (ADA) to provide financial assistance to the City and the ADA by financing real and personal property and improvements for the benefit of the residents of the City. It is a blended component unit of the City, and is accounted for in separate funds of the City. As such, the APFA has its own budget section. Information on each fund can be found in the APFA section of this budget.

**BUDGET PROCESS**

- |                          |   |
|--------------------------|---|
| <b>January/February:</b> | Preliminary department budgets are submitted and preparation of draft budget document |
| <b>March/April:</b>      | City Manager approves draft budget and workshops and presentations on budget begin    |
| <b>May:</b>              | Budget presentations continue and public hearing is scheduled                         |
| <b>June:</b>             | Final budget is adopted for next cycle  |

**CITY OF ANTIOCH  
2017-19 OPERATING BUDGET**



---

***Midyear Review***

In October/November of each year, the City Manager and Finance Director give the Council a report on the prior year actual revenues and expenditures. Budget adjustments, if required, are approved by the City Council. With the adoption of a two year budget, a review will also be in the May/June timeframe.

***Department Preliminary Submittals***

Each Department must submit their preliminary budget to the City Manager via the Finance Department by mid-February. These budgets must include requests for reclassification and/or reorganization, program changes, services level adjustments, and anticipated revenues and expenditures. In addition, the Human Resources Department provides information regarding changes in fixed labor costs and the Finance Department provides estimated General Fund revenues.

***Budget Document Preparation and Approval***

The Finance Department prepares the draft budget for review by the City Manager. Following meetings with Department Directors, adjustments made by the City Manager are incorporated into a final draft budget. Workshops with the City Council and public presentations at regular meetings of the Council begin in April and continue through May. A public hearing is held in June. Citizens are encouraged to give input and voice their opinions during this open session. The budget and any suggested changes are reviewed and approved by the Council no later than June 30<sup>th</sup>.

# **COMMUNITY PROFILE**

**CITY OF ANTIOCH  
2017-19 OPERATING BUDGET**



**COMMUNITY PROFILE**

Antioch has become one of the most popular communities in East Contra Costa County and is referred to as "The Gateway to the Delta" because of its proximity to the San Joaquin Delta, and is among the most affordable communities in the San Francisco Bay Area.

Antioch is located on the banks of the San Joaquin River in Northern California. Just off of Highway 4, in Contra Costa County. With a population of over 100,000 people, Antioch has become the heart of Eastern Contra Costa County, offering a variety of employment; shopping and vast recreational activities.

Housing options include many new home developments as well as more established communities. Many of the local residents commute to other areas in Contra Costa, Alameda, Santa Clara, San Francisco and San Joaquin counties for employment. Employment opportunities have increased in the nearby communities and continue to add to the popularity of Antioch's housing market.

**Government**

The City of Antioch incorporated in February, 1872 as a general law city and operates under a Council-Manager form of government. Policy making and legislative authority is vested in a five-member City Council consisting of a Mayor and four Council Members. The four Council Members are elected to four-year overlapping terms. The Mayor is directly elected to a four-year term.

The City Council's main duties include passing ordinances, adopting the budget, appointing committees, and hiring both the City Manager and City Attorney.

The City Manager is responsible for implementing the policies and enforcing the ordinances adopted by the City Council, overseeing day-to-day operations of city government, and appointing the heads of the various city departments

**Population**

After three decades of substantial growth in residential construction the City of Antioch's population has stabilized at 114,241, making it the second largest city in Contra Costa County.

**Labor Force and Employment**

The City of Antioch's total labor force (employed residents) is 51,500 and the unemployment rate is 5.6 percent as of April 2017. Many of our residents are employed in jobs located in neighboring communities. The range of their occupations includes sales, managerial services, technical support, professional specialties, warehousing and manufacturing.

Employment within the City of Antioch is growing and is concentrated in six industry sectors – professional and business services, healthcare, financial services, retail, public sector employment and limited manufacturing.

**Housing Units**

As of the 2010 census, there were 34,849 housing units in the City of Antioch. Persons per household number was 3.15 and the housing unit vacancy rate was 7.5 percent.

**CITY OF ANTIOCH  
2017-19 OPERATING BUDGET**



**COMMUNITY PROFILE**

**Transportation/Access**

California State Highway 4, connecting San Francisco-Oakland with Stockton and Central Valley points, bisects the City. Connecting with this freeway east of Antioch is State Highway 160, running north to Sacramento, across the Nejedly Bridge, offering access to Solano County and the Sacramento area.

A section of the new Highway 4 Bypass was recently opened which connects Highway 4 to Lone Tree Way and the existing middle Bypass segment in Brentwood. This has provided traffic relief to congested roadways and it accommodates the commuters and citizens to and from Antioch.

Antioch is served by a network of commuter transportation options including daily Amtrak passenger service with a depot in the historic Rivertown area. The Bay Area Rapid Transit (BART) system provides bus and rail connections throughout the Bay Area. Tri Delta Transit bus service travels throughout East County.

Commercial and private air service is available 15 miles west at Buchanan Field. Five other major airports serve the area: Oakland, San Francisco, Sacramento, and San Jose International Airports, and Stockton Metropolitan Airport

**Education**

Antioch is served by the Antioch Unified School District (AUSD). The District has fourteen elementary schools, four middle schools, two comprehensive high schools, one medical magnet high school, various academies located within the two existing comprehensive high school campuses, and six alternative education schools with a K-12 enrollment of about 19,000 students. There are also three K-8 charter schools with an enrollment of approximately 470. While all schools are located within the Antioch boundaries, the school district also serves portions of the surrounding communities. In addition to these schools, Antioch also offers Antioch Adult School. Surrounding areas of Antioch also offer four additional college campuses and trade schools for the citizens to utilize for higher educational learning opportunities.

**Health Care**

Antioch has several professional medical offices and two hospitals. The newest facility, which opened in 2008, is the new state of the art Kaiser Permanente Hospital, located on the southeastern end of the City limits. This new facility provides Antioch with additional means of local healthcare, while making it more convenient and a safer place for medical emergencies to be addressed in a timely manner.

**Prewett Park**

Prewett Park is the City's largest recreation facility with year round use. Some of the current amenities of Prewett Park include the water park with multiple swimming pools and slides, a skate park and picnic areas. Prewett Park has recently increased the services with the addition of an all abilities play ground and a spray ground in addition to many other amenities.

The City also has numerous other park sites which include: neighborhood parks, playground equipment, tennis courts, picnic areas, trails and a sports complex.

**CITY OF ANTIOCH  
2017-19 OPERATING BUDGET**

**BUDGET STRATEGIES AND POLICIES**

**CITY OF ANTIOCH  
2017-19 OPERATING BUDGET**



**BUDGET STRATEGIES AND POLICIES**

The City of Antioch has developed broad policy direction through the development of budget strategies that establish long-term policy guidance for conducting the City's financial activities. The City Council has established these policies to meet the following strategic objectives:

**BUDGET STRATEGIES**

**Strategic Focus** – The City's financial management should be strategic, reflecting the Council's and the community's priorities for service while providing resources that realistically fund routine operations. A strategic plan was adopted by the City Council in June 2014.

**Fiscal control and accountability** – The City's financial activities should be fiscally sound and accountable to the City Council through the City Manager.

**Clarity** – The City's financial planning and reporting should be clear and easy to understand so that all participants, the council, the community, and staff can productively participate in making good decisions.

**Long-term planning** – The City's financial planning should emphasize multi-year horizons to promote long-term planning of resource uses.

**Flexible and cost effective responses** – The City's financial management practices should encourage an organization that responds quickly and straightforwardly to community demands. The City's management should flexibly respond to opportunities for better service, should proactively manage revenues, and should cost-effectively manage ongoing operating costs.

**FISCAL POLICIES**

***Financial Activity Reporting***

The City's financial activity will be reported in a variety of funds, which are the basic accounting and reporting entities in governmental accounting. The City's accounting structure will make it possible:

- To present fairly and with full disclosure the financial position and results of financial operations of the funds of the City in conformity with generally accepted accounting principles, and
- To determine and demonstrate compliance with finance-related legal and contractual provisions.

***Management Responsibility***

The City Manager and staff shall provide the City Council with monthly updates and a mid-year review of financial activities during the budget process of each year. The review will compare annual budget projections with actual results.

**CITY OF ANTIOCH  
2017-19 OPERATING BUDGET**



**BUDGET STRATEGIES AND POLICIES**

**RESERVE POLICY**

The City will maintain reserve funds to:

- Stabilize the City's fiscal base for fluctuations in revenues and expenditures;
- Provide for nonrecurring, unanticipated expenditures; and
- Provide for replacement of capital equipment.
- Provide for payment of mandated liabilities (i.e., compensated absences).
- Provide for payment of unanticipated litigation or insurance costs.

***General Reserves***

The purpose of these funds is to be prepared for possible future reductions in revenues or increases in expenditures, to generate interest income and to provide for unexpected opportunities and contingencies. These funds will be known as the *General Fund Unassigned Fund Balance* of the City and will be budgeted annually at a minimum of 20% of General Fund operating revenues, with the addition of at least \$500,000 to the unassigned fund balance each year as available.

City Council has also directed the following commitment of Fund Balance via resolution 2012/44:

1. The ability to divert water from the San Joaquin River is a pre-1914, judicially recognized water right asset held by the City of Antioch. Therefore, effective with the 2011/12 fiscal year, the City Council of the City of Antioch hereby commits the portion of General Fund fund balance generated by the reimbursement from the State Department of Water Resources for "usable river water" days per month to the following purposes:
  - In a budget year that reimbursement is received and there is a budget surplus (i.e., revenues exceed expenditures and unassigned fund balance is at least 10%), monies received shall be used to replenish the litigation and replacement reserves; or
  - In a budget year that reimbursement is received and there is a budget deficit (i.e., expenditures exceed revenues and/or unassigned fund balance is below 10%), monies received shall be used to offset the deficit.

***Replacement Reserves***

The purpose of these funds is to provide sufficient funds for the anticipated replacement of capital equipment. These reserves are maintained within the Internal Service funds called Office Equipment Replacement Fund (573) and the Vehicle Replacement Fund (569).

***Mandated Liabilities Reserve (Commitment of Fund Balance)***

The purpose of this reserve is to fund the City's mandated liabilities which are currently comprised of a *Commitment for Compensated Absences*. The purpose of this reserve is to pay employees for unused vacation and/or vested sick leave benefits upon termination. The reserve level is set at 5% of the total compensated



**CITY OF ANTIOCH  
2017-19 OPERATING BUDGET**



**BUDGET STRATEGIES AND POLICIES**

absences liability and is adjusted annually based upon the previous year's total compensated absence liability provided in the previous year's annual audit. This reserve will be maintained within the General Fund Reserves in addition to the General Fund Unassigned reserves.

***Litigation/Insurance Reserve (Commitment of Fund Balance)***

The purpose of this reserve is to fund unanticipated litigation or other insurance deductible costs (whether third party or self-insurance) not covered by the City's risk pool. The reserve level is set at ten times the City's self insured liability retention, which currently is \$50,000, representing a \$500,000 reserve.

**BUDGET AND FINANCIAL PLAN**

The City Manager will present a budget and periodic financial information to the City Council, setting forth the following information:

- Actual revenues, expenditures, reserve balances, and fund balances for the prior fiscal year;
- Estimated revenues, expenditures, reserve balances, and fund balances for the current fiscal year;
- Projected revenues, expenditures, reserve balances, and fund balances for the next fiscal year;
- Goals and objectives to be achieved by the organization over the next year;
- Capital Improvement Program for the next five years.

**APPROPRIATIONS AND AMENDMENTS CONTROL**

Appropriations of fiscal resources are the responsibility of the City Council, the City Manager, and Department Heads.

Appropriations requiring Council action are;

- Appropriation of reserves, except replacement reserves;
- Transfers between funds;
- Appropriations and amendments of any unbudgeted expenditures;
- Appropriations and amendments of any unassigned revenues; and
- Inter-fund loans.

**CITY OF ANTIOCH  
2017-19 OPERATING BUDGET**



**BUDGET STRATEGIES AND POLICIES**

Appropriations and amendments requiring City Manager action are;

- Transfers between departments within a fund (i.e. between Public Works and Police);
- Transfers between line items within a department or division above \$50,000 per occurrence, and
- Appropriation of replacement reserves.

Appropriations and amendments requiring Department Head action are:

- Transfers between line items within a department or division up to and including \$50,000 per occurrence.

***Investments***

The City Council will bi-annually review an Investment Policy in conformance with California Government Code. The policy will address the objectives of safety, liquidity, and yield with respect to the City's financial assets.

***Fees and Charges***

The City Council will annually update the schedule of fees and charges. The fees and charges will be set to provide adequate resources for the cost of the program or service provided.

***Purchasing***

The City will maintain a purchasing policy designed to support and enhance the delivery of governmental services while seeking to obtain the maximum value for each dollar expended.

**FUNDS OF THE CITY OF ANTIOCH**

Governmental accounting systems are organized and operated on a fund basis. A fund is a self-balancing set of accounts recording cash and other financial resources, together with all related liabilities and residual equities or balances. Funds are used to segregate the City's financial activities in categories that attain certain objectives in accordance with special regulations, restrictions, or limitations.

***Basis of Accounting and Budgeting***

The budget is reported using the current financial resources measurement focus and the modified accrual basis of accounting. Revenues are recognized as soon as they are both measurable and available. Revenues are considered to be available when they are collectible within the current period or soon enough thereafter to be used to pay liabilities of the current period (generally 60 days). Expenditures are recorded when a liability is incurred. However, debt service expenditures, as well as expenditures related to compensated absences and claims and judgments are recorded only when payment is due.

**CITY OF ANTIOCH  
2017-19 OPERATING BUDGET  
BUDGET STRATEGIES AND POLICIES**



**RESOLUTION NO. 2017/58**

**A RESOLUTION OF THE CITY COUNCIL OF THE CITY OF ANTIOCH SETTING THE APPROPRIATIONS LIMIT FOR FISCAL YEAR 2017-18 AND SELECTING THE CALIFORNIA PER CAPITA PERSONAL INCOME AND THE STATE DEPARTMENT OF FINANCE POPULATION GROWTH FACTORS FOR FISCAL YEAR 2017-18**

**WHEREAS**, Article XIII B of the California Constitution (Proposition 4) establishes expenditure limits for cities;

**WHEREAS**, State implementing legislation requires cities to annually adopt a resolution establishing its appropriations limit for the following fiscal year; and

**WHEREAS**, the Director of Finance has made the calculations specified in said law, and concludes that the appropriations limit is the sum of \$127,032,420.

**WHEREAS**, pursuant to said law, this agenda item has been made available to the public for two weeks prior to the date of adoption of this resolution.

**NOW, THEREFORE, BE IT RESOLVED** that the City Council of the City of Antioch selects the California per capita personal income cost of living growth factor for Fiscal Year 2017-18, selects the population percent change certified by the State Department of Finance for Fiscal Year 2017-18, and establishes the appropriations limit for the Fiscal Year 2017-18 as \$127,032,420.


\* \* \* \* \*

The foregoing resolution was passed and adopted by the City Council of the City of Antioch at a regular meeting thereof held on May 23, 2017, by the following vote:

**AYES:** Council Members Wilson, Thorpe, Tiscareno, Ogorchock and Mayor Wright

**NOES:** None

**ABSENT:** None

  
**ARNE SIMONSEN**  
CITY CLERK OF THE CITY OF ANTIOCH

**CITY OF ANTIOCH  
2017-19 OPERATING BUDGET**



**BUDGET STRATEGIES AND POLICIES**

**RESOLUTION NO. 2017/82**

**RESOLUTION OF THE CITY COUNCIL OF THE CITY OF ANTIOCH APPROVING AND ADOPTING A TWO-YEAR OPERATING BUDGET FOR FISCAL YEARS 2017-19, APPROPRIATING THE FUNDS NECESSARY TO MEET THE EXPENDITURES SET FORTH THEREIN, AND REVISING THE 2016-17 OPERATING BUDGET**

**WHEREAS**, the City Manager of the City of Antioch, in accordance with Antioch Municipal Code, Title 2, Section 2-2.06(B)(7), has submitted to the City Council a Preliminary Two-Year Operating Budget for the 2017-19 Fiscal Years; and

**WHEREAS**, the City Council of the City of Antioch has heretofore considered said Operating Budget; and

**WHEREAS**, the City Council did receive, consider and evaluate all public comments on the 2017-19 Operating Budget document as submitted by the City Manager; and

**WHEREAS**, the City Council did receive, consider and evaluate the revised 2016-17 portion of the Operating Budget as submitted; and

**NOW THEREFORE BE IT RESOLVED:**

**SECTION 1.** The City Manager's 2017-19 Fiscal Years Operating Budget, for general and special City purposes, and the 2016-17 Fiscal Year revised budget are hereby approved and adopted.

**SECTION 2.** The City's reserve policy is as follows:

- General Reserves - General Fund unassigned fund balance of the City will be a minimum of 20% of General Fund operating revenues, with the addition of \$500,000 to the unassigned fund balance each year as available.
- Replacement Reserves – Reserves for replacement of capital equipment in the Office Equipment Replacement Fund and the Equipment Maintenance Fund.
- Mandated Liabilities Reserve – Reserves for compensated absences will be committed at 5% of the total compensated absences liability provided in the previous year's annual audit.
- Litigation/Insurance Reserve – Reserves for litigation and increased insurance deductibles (whether third-party or self-insurance) will be committed in the amount of \$500,000 for the 2015-17 fiscal years.

**SECTION 3.** Appropriations and Amendments Control Policy is as follows:

Appropriations requiring Council action are:

- Appropriation of reserves, except replacement reserves;

**CITY OF ANTIOCH  
2017-19 OPERATING BUDGET**



**BUDGET STRATEGIES AND POLICIES**

- Transfers between funds;
- Appropriations and amendments of any unbudgeted expenditures;
- Appropriations and amendments of any unassigned revenues; and
- Inter-fund loans.

Appropriations and amendments requiring City Manager action are:

- Transfers between departments within a fund (e.g. between Public Works and Police);
- Transfers between line items within a department or division above \$50,000 per occurrence, and
- Appropriation of replacement reserves.

Department Heads may approve:

- Transfers between line items within a department or division up to and including \$50,000 per occurrence.

**SECTION 4.** The City Council hereby approves and continues the following commitments of Fund Balance:

- Measure C half cent sales tax revenues shall be committed to Police and Code Enforcement services as follows:
  - Code Enforcement – In an amount necessary to fund one Code Enforcement Manager, one Code Enforcement Officer, two General Laborers, one Development Services Engineering/Tech and any necessary equipment dedicated to Code Enforcement services; and
  - Police Services – In an amount equal to the total projected Measure C revenue in any given year less the amount allocated to Code Enforcement. The amount will be in addition to the “base” General Fund appropriation for Police Services as determined in each budget year to determine the total Police Services appropriation in any given fiscal year. Expenditures will be first applied to the General Fund appropriation amount and then Measure C revenue/appropriation. In a fiscal year in which the total actual expenditures are below the total appropriation, the amount of the difference will be considered Measure C savings and committed for use in the next fiscal year.

\* \* \* \* \*

**CITY OF ANTIOCH  
2017-19 OPERATING BUDGET**



**BUDGET STRATEGIES AND POLICIES**

**I HEREBY CERTIFY** that the foregoing resolution was passed and adopted by the City Council of the City of Antioch at a regular meeting thereof, held on the 27th day of June 2017, by the following vote:

**AYES:** Council Members Wilson, Thorpe, Tiscareno, Ogorchock and Mayor Wright

**NOES:** None

**ABSENT:** None

A handwritten signature in blue ink, appearing to read "Arne Simonsen", is written over a horizontal line.

**ARNE SIMONSEN  
CITY CLERK OF THE CITY OF ANTIOCH**



CITY OF ANTIOCH  
2017-19 OPERATING BUDGET



BUDGET STRATEGIES AND POLICIES

RESOLUTION NO. 2017/83

RESOLUTION OF THE CITY OF ANTIOCH PUBLIC FINANCING AUTHORITY ADOPTING A TWO-YEAR BUDGET FOR THE FISCAL YEARS 2017-19 AND REVISING THE 2016-17 BUDGET

**WHEREAS**, The City Council formed the Antioch Public Financing Authority in April 1993 to provide financial assistance to the City by financing improvements for the benefit of the residents of the City; and

**WHEREAS**, the City Council of the City of Antioch has heretofore considered said budget;

**NOW THEREFORE BE IT RESOLVED** that the Authority Budget for the 2017-19 Fiscal Years and the 2016-17 Fiscal Year revised budget, on file with the Authority Secretary, are hereby approved and adopted.

\* \* \* \* \*

The foregoing resolution was passed and adopted by the City of Antioch Public Financing Authority at a regular meeting thereof, held on the 27th day of June 2017, by the following vote:

**AYES:** Council Members Wilson, Thorpe, Tiscareno, Ogorchock and Mayor Wright

**NOES:** None

**ABSENT:** None

A handwritten signature in blue ink, appearing to read "Arne Simonsen", is written over a faint circular stamp.

ARNE SIMONSEN, SECRETARY

**CITY OF ANTIOCH  
2017-19 OPERATING BUDGET**



**BUDGET STRATEGIES AND POLICIES**

**SA RESOLUTION NO. 2017/27**

**RESOLUTION OF THE CITY OF ANTIOCH AS SUCCESSOR AGENCY AND HOUSING SUCCESSOR TO THE ANTIOCH DEVELOPMENT AGENCY ADOPTING A TWO-YEAR OPERATING BUDGET FOR THE FISCAL YEARS 2017-19 AND REVISING THE 2016-17 BUDGET AS RELATED TO THE ACTIVITIES OF THE SUCCESSOR AGENCY AND HOUSING SUCCESSOR**

**WHEREAS**, the Antioch Development Agency was formed by the adoption of the Redevelopment Plan in July 1975; and

**WHEREAS**, pursuant to the passage of AB 1X26 upheld by the California Supreme Court, redevelopment agencies were required to be dissolved by February 1, 2012; and

**WHEREAS**, pursuant to Resolution No. 2012/07 dated January 24, 2012, the City of Antioch confirmed its intention to serve as the Successor Agency to the Antioch Development Agency for non-housing related functions and pursuant to Resolution No. 2012/06 dated January 24, 2012, the City of Antioch elected to perform the housing functions of the Antioch Development Agency pursuant to AB 1X26; and

**WHEREAS**, the City Council of the City of Antioch as Successor Agency and Housing Successor to the Antioch Development Agency has heretofore considered said Operating Budget; and

**WHEREAS**, the City Council as Successor Agency and Housing Successor to the Antioch Development Agency did receive, consider and evaluate the revised 2016-17 portion of the Operating Budget as submitted; and

**WHEREAS**, enforceable obligations of the Successor Agency and Housing Successor are incorporated into said budgets;

**NOW THEREFORE BE IT RESOLVED:**

A. That the Successor Agency and Housing Successor Two-Year Operating Budget for the 2017-19 Fiscal Years, on file with the Recording Secretary, is hereby approved and adopted.

B. That the revised portion of the Successor Agency and Housing Successor Budget for the 2016-17 Fiscal Year is hereby approved and adopted.

\* \* \* \* \*

The foregoing resolution was passed and adopted by the City of Antioch as Successor Agency and Housing Successor to the Antioch Development Agency at a regular meeting thereof, held on the 27th day of June 2017, by the following vote:

**AYES:** Council Members Wilson, Thorpe, Tiscareno, Ogorchock and Mayor Wright  
**NOES:** None  
**ABSENT:** None

  
ARNE SIMONSEN, RECORDING SECRETARY



**CITY OF ANTIOCH  
2017-19 OPERATING BUDGET**

**STAFFING OVERVIEW**

**CITY OF ANTIOCH  
2017-19 OPERATING BUDGET**



**STAFFING OVERVIEW**

The City Council approves all new positions and status (employee versus contract; regular versus temporary; full-time versus part-time.) In addition, the City Council reviews all staffing levels on an annual basis during the budget process.

A position allocation system is the standard mechanism used by municipalities to track and monitor staffing levels and approvals. A "Position Allocation Summary" follows:

**2017-19 POSITION ALLOCATION SUMMARY – FUNDED POSITIONS**

	<b>Total Funded FY 16-17 FTE</b>	<b>Total Filled FTE's 5.31.17</b>	<b>Total Funded FY 17-19 FTE</b>
<b>GENERAL FUND POSITIONS</b>			
<b>CITY COUNCIL (100-1110)</b>			
Mayor (Elected)	1.00	1.00	1.00
Mayor Pro-Tem (Elected)	1.00	1.00	1.00
Council Member (Elected)	3.00	3.00	3.00
<b>Sub-total</b>	<b>5.00</b>	<b>5.00</b>	<b>5.00</b>
<b>CITY ATTORNEY (100-1120)</b>			
City Attorney	1.00	0.00	1.00
Legal Secretary	1.00	1.00	1.00
<b>Sub-total</b>	<b>2.00</b>	<b>1.00</b>	<b>2.00</b>
<b>CITY MANAGER (100-1130)</b>			
City Manager	1.00	1.00	1.00
Assistant City Manager	0.50	0.50	0.50
Senior Executive Assistant	1.00	1.00	1.00
<b>Sub-total</b>	<b>2.50</b>	<b>2.00</b>	<b>2.50</b>
<b>CITY CLERK (100-1140)</b>			
City Clerk (Elected)	1.00	1.00	1.00
Deputy City Clerk	1.00	1.00	1.00
<b>Sub-total</b>	<b>2.00</b>	<b>2.00</b>	<b>2.00</b>

**CITY OF ANTIOCH  
2017-19 OPERATING BUDGET**



**STAFFING OVERVIEW**

	<b>Total Funded FY 16-17 FTE</b>	<b>Total Filled FTE's 5.31.17</b>	<b>Total Funded FY 17-19 FTE</b>
<b>GENERAL FUND POSITIONS (Continued)</b>			
<b>CITY TREASURER (100-1150)</b>			
City Treasurer	1.00	1.00	1.00
Finance Director (0.80 charged to Finance Admin 100-1210; .075 each to 611/621)	0.05	0.05	0.05
Accountant 1 (0.90 charged to Finance Acct 100-1220)	0.10	0.10	0.10
<b>Sub-total</b>	<b>1.15</b>	<b>1.15</b>	<b>1.15</b>
<b>HUMAN RESOURCES (100-1160)</b>			
Administrative Services Director	1.00	1.00	1.00
Human Resources Analyst	1.00	0.00	1.00
Human Resources Technician	2.00	2.00	2.00
<b>Sub-total</b>	<b>4.00</b>	<b>3.00</b>	<b>4.00</b>
<b>ECONOMIC DEVELOPMENT DEPT (100-1180)</b>			
Economic Development Program Manager	1.00	1.00	1.00
<b>Sub-total</b>	<b>1.00</b>	<b>1.00</b>	<b>1.00</b>
<b>LEGISLATIVE AND ADMINISTRATIVE TOTAL</b>	<b>17.65</b>	<b>15.15</b>	<b>17.65</b>
<b>FINANCE DEPARTMENT:</b>			
<b>Administration (100-1210)</b>			
Finance Director (0.05 funded in City Treasurer 100-1150; .075 each to 611/621)	0.80	0.80	0.80
<b>Sub-total</b>	<b>0.80</b>	<b>0.80</b>	<b>0.80</b>
<b>Accounting Services (100-1220)</b>			
Deputy Finance Director	1.00	1.00	1.00
Accountant I (0.10 charged to City Treasurer 100-1150)	1.90	1.90	1.90
Accounting Technician	1.00	1.00	1.00
Accounting Technician II	1.00	1.00	1.00
Payroll Specialist	1.00	0.00	1.00
<b>Sub-total</b>	<b>5.90</b>	<b>5.90</b>	<b>5.90</b>

**CITY OF ANTIOCH  
2017-19 OPERATING BUDGET**



**STAFFING OVERVIEW**

<b>GENERAL FUND POSITIONS (Continued)</b>	<b>Total Funded FY 16-17 FTE</b>	<b>Total Filled FTE's 5.31.17</b>	<b>Total Funded FY 17-19 FTE</b>
<b>Finance Operations (100-1230)</b>			
Finance Services Supervisor	0.15	0.15	0.15
Business License Representative	1.00	1.00	1.00
Customer Service Representative I & II ( charged .45 to 6112330/.45 to 6212220)	0.50	0.40	0.50
<b>Sub-total</b>	1.65	1.55	1.65
<b>FINANCE TOTAL</b>	<b>8.35</b>	<b>8.25</b>	<b>8.35</b>
<b>PUBLIC WORKS DEPARTMENT:</b>			
<b>Administration (100-2140)</b>			
Assistant City Manager	0.50	0.00	0.50
<b>Sub-total</b>	0.50	0.00	0.50
<b>General Maintenance Supervision (100-2150)</b>			
Deputy Public Works Director II	0.125	0.125	0.125
Operations Supervisor	0.125	0.125	0.125
<b>Sub-total</b>	0.250	0.250	0.250
<b>Street Maintenance (100-2160)</b>			
Street Maintenance Leadworker	1.00	1.00	1.00
Street Maintenance Worker I & II	3.00	3.00	3.00
Equipment Operator	1.00	0.00	1.00
<b>Sub-total</b>	5.00	4.00	5.00
<b>Striping &amp; Signing (100-2180)</b>			
Street Maintenance Leadworker	1.00	1.00	1.00
Street Maintenance Worker I & II	2.00	2.00	2.00
<b>Sub-total</b>	3.00	3.00	3.00
<b>Facilities Maintenance (100-2190)</b>			
Operations Supervisor	0.20	0.20	0.20
Facility Maintenance Leadworker	1.00	1.00	1.00
Facility Maintenance Worker I/II	1.00	1.00	1.00
<b>Sub-total</b>	2.20	2.20	2.20

**CITY OF ANTIOCH  
2017-19 OPERATING BUDGET**



**STAFFING OVERVIEW**

	<b>Total Funded FY 16-17 FTE</b>	<b>Total Filled FTE's 5.31.17</b>	<b>Total Funded FY 17-19 FTE</b>
<b>GENERAL FUND POSITIONS (Continued)</b>			
<b>Parks Maintenance (100-2195)</b>			
Deputy Public Works Director II	0.025	0.025	0.025
Landscape Maintenance Leadworker	1.000	1.000	1.000
<b>Sub-total</b>	<b>1.025</b>	<b>1.025</b>	<b>1.025</b>
<b>Median Landscape (100-2196)</b>			
Deputy Public Works Director II	0.0250	0.0250	0.0250
Operations Supervisor	0.1700	0.1700	0.1700
Landscape Maintenance Worker I/II (split among programs)	0.4125	0.4125	0.4125
General Laborer (split among programs)	0.4125	0.4125	0.4125
<b>Sub-total</b>	<b>1.0200</b>	<b>1.0200</b>	<b>1.0200</b>
<b>Work Alternative Program (100-2198)</b>			
Landscape Maintenance Worker I/II	1.00	1.00	1.00
<b>Sub-total</b>	<b>1.00</b>	<b>1.00</b>	<b>1.00</b>
<b>Warehouse &amp; Central Stores (100-2620)</b>			
Lead Warehouse Maintenance Worker (.80 fund 611/.07 fund 621/.06 fund 570)	0.07	0.07	0.07
Warehouse Maintenance Worker II (.80 fund 611/.07 fund 621/.06 fund 570)	0.07	0.07	0.07
<b>Sub-total</b>	<b>0.14</b>	<b>0.14</b>	<b>0.14</b>
<b>Engineering Services/Land Development (100-5150)</b>			
Associate Civil Engineer w/Certificate	2.00	1.00	2.00
Assistant City Engineer II	0.25	0.25	0.25
Senior Public Works Inspector	1.00	1.00	1.00
Public Works Inspector	1.00	1.00	1.00
Administrative Analyst 2	1.00	1.00	1.00
Development Services/Engineering Tech (Assoc)	1.00	1.00	1.00
<b>Sub-total</b>	<b>6.25</b>	<b>5.25</b>	<b>6.25</b>
<b>Capital Improvement Administration (100-5170)</b>			
Assistant City Engineer II	0.25	0.25	0.25
Administrative Assistant Senior	0.25	0.25	0.25
<b>Sub-total</b>	<b>0.50</b>	<b>0.50</b>	<b>0.50</b>

**CITY OF ANTIOCH  
2017-19 OPERATING BUDGET**



**STAFFING OVERVIEW**

<b>GENERAL FUND POSITIONS (Continued)</b>	<b>Total Funded FY 16-17 FTE</b>	<b>Total Filled FTE's 5.31.17</b>	<b>Total Funded FY 17-19 FTE</b>
<b>Engineering Services (100-5180)</b>			
Associate Civil Engineer with certificate	1.00	1.00	1.00
Development Services/Engineering Tech (Sr)	1.00	1.00	1.00
<b>Sub-total</b>	2.00	2.00	2.00
<b>PUBLIC WORKS GENERAL FUND TOTAL</b>	<b>22.885</b>	<b>20.385</b>	<b>22.885</b>
<b>POLICE DEPARTMENT: ALL DIVISIONS (100-3*)</b>			
Chief Of Police (.10 funded Animal Control Fund)	0.90	0.90	0.90
Police Captain	2.00	1.00	2.00
Police Lieutenant (.10 funded Animal Control Fund starting FY18)	5.00	5.00	4.90
Police Sergeant	9.00	9.00	10.00
Police Corporal	7.00	7.00	7.00
Police Officer <b>*Officer staffing level increases to 79 in FY19</b>	78.00	76.00	78.00*
Community Service Officer	8.00	7.00	8.00
Administrative Analyst 2	1.00	1.00	1.00
Police Records Supervisor	1.00	1.00	1.00
Lead Police Records Technician	1.00	1.00	1.00
Police Records Technician	4.00	4.00	4.00
Crime Analyst	1.00	1.00	1.00
Police Communications Supervisor	1.00	1.00	1.00
Lead Dispatcher	4.00	4.00	4.00
Police Dispatcher	11.00	9.00	11.00
<b>POLICE GENERAL FUND TOTAL</b>	<b>133.90</b>	<b>127.90</b>	<b>134.80</b>
<b>COMMUNITY DEVELOPMENT DEPARTMENT: Community Development Administration (100-5110)</b>			
Community Development Director	1.00	1.00	0.00
Administrative Analyst	1.00	1.00	0.00
<b>Sub-total</b>	2.00	2.00	0.00

**CITY OF ANTIOCH  
2017-19 OPERATING BUDGET**



**STAFFING OVERVIEW**

<b>GENERAL FUND POSITIONS (Continued)</b>	<b>Total Funded FY 16-17 FTE</b>	<b>Total Filled FTE's 5.31.17</b>	<b>Total Funded FY 17-19 FTE</b>
<b>Land Planning Services (100-5130)</b>			
Community Development Director	0.00	0.00	0.30
Planning Manager	1.00	1.00	1.00
Administrative Analyst	0.00	0.00	0.34
Associate/Asst. Planner	1.00	1.00	2.00
Development Services/Engineering Tech (Asst)	1.00	1.00	1.00
<b>Sub-total</b>	<b>3.00</b>	<b>3.00</b>	<b>4.64</b>
<b>Code Enforcement (100-5140)</b>			
Community Development Director	0.00	0.00	0.30
Administrative Analyst	0.00	0.00	0.33
Code Enforcement Manager	1.00	1.00	1.00
Code Enforcement Officer	3.00	3.00	3.00
General Laborer	2.00	2.00	2.00
Development Services/Engineering Tech (Asst)	1.00	1.00	1.00
<b>Sub-total</b>	<b>7.00</b>	<b>7.00</b>	<b>7.63</b>
<b>Building Inspection (100-5160)</b>			
Community Development Director	0.00	0.00	0.30
Building Inspection Services Manager	1.00	1.00	1.00
Administrative Analyst	0.00	0.00	0.33
Development Services/Engineering Tech	0.00	0.00	1.00
Building Inspectors I/II with certificate	2.00	2.00	2.00
<b>Sub-total</b>	<b>3.00</b>	<b>3.00</b>	<b>4.63</b>
<b>COMMUNITY DEVELOPMENT TOTAL</b>	<b>15.00</b>	<b>15.00</b>	<b>16.90</b>
<b>GRAND TOTAL GENERAL FUND</b>	<b>197.785</b>	<b>186.685</b>	<b>200.585</b>

**CITY OF ANTIOCH  
2017-19 OPERATING BUDGET**



**STAFFING OVERVIEW**

<b>POLICE DEPARTMENT SUMMARY</b>	<b>Total Funded FY 16-17 FTE</b>	<b>Total Filled FTE's 5.31.17</b>	<b>Total Funded FY 17-19 FTE</b>
General Fund Sworn	101.90	98.90	102.80*
General Fund Non-Sworn	32.00	29.00	32.00
<b>Sub-total General Fund</b>	<b>133.90</b>	<b>127.90</b>	<b>134.80</b>
Other Funds Sworn	0.10	0.10	0.10
<b>Sub-total Other Funds</b>	<b>0.10</b>	<b>0.10</b>	<b>0.10</b>
<b>GRAND TOTAL POLICE DEPARTMENT</b>	<b>134.00</b>	<b>128.00</b>	<b>135.00</b>

\*In FY19, General Fund Sworn funded increases to 103.80 with addition of Police Officer position

<b>SPECIAL REVENUE FUNDS POSITIONS</b>	<b>Total Funded FY 16-17 FTE</b>	<b>Total Filled FTE's 5.31.17</b>	<b>Total Funded FY 17-19 FTE</b>
<b>GAS TAX FUND (213-2530)</b>			
Administrative Assistant Snr	0.25	0.25	0.25
<b>GAS TAX TOTAL</b>	<b>0.25</b>	<b>0.25</b>	<b>0.25</b>
<b>ANIMAL CONTROL FUND (214-3320):</b>			
Police Chief (0.10 Animal Control)	0.10	0.10	0.10
Police Lieutenant	0.00	0.00	0.10
Animal Control Supervisor	1.00	1.00	1.00
Registered Vet Tech	0.00	0.00	1.00
Office Assistant	1.00	0.00	1.00
Animal Control Officer	3.00	3.00	3.00
<b>ANIMAL CONTROL TOTAL</b>	<b>5.10</b>	<b>4.10</b>	<b>6.20</b>
<b>RECREATION SERVICES (FUND 219):</b>			
<b>Recreation Community Recreation (219-4495)</b>			
Parks and Recreation Director	0.50	0.50	0.50
Recreation Coordinator	0.50	0.00	0.50
Recreation Specialist	1.00	1.00	1.00
Office Assistant	1.00	1.00	1.00
Administrative Assistant II	1.00	1.00	1.00
<b>Sub-total</b>	<b>4.00</b>	<b>3.50</b>	<b>4.00</b>



**CITY OF ANTIOCH  
2017-19 OPERATING BUDGET**



**STAFFING OVERVIEW**

	<b>Total Funded FY 16-17 FTE</b>	<b>Total Filled FTE's 5.31.17</b>	<b>Total Funded FY 17-19 FTE</b>
<b>SPECIAL REVENUE FUNDS POSITIONS (Continued)</b>			
<b>Recreation Services – Senior Programs (219-4420)</b>			
Recreation Specialist	1.00	1.00	1.00
Recreation Coordinator	1.00	1.00	1.00
<b>Sub-total</b>	<b>2.00</b>	<b>2.00</b>	<b>2.00</b>
<b>Recreation Services – Sports Programs (219-4450)</b>			
Recreation Specialist	1.00	1.00	1.00
<b>Sub-total</b>	<b>1.00</b>	<b>1.00</b>	<b>1.00</b>
<b>RECREATION FUND TOTAL</b>			
	<b>7.00</b>	<b>6.50</b>	<b>7.00</b>
<b>SOLID WASTE (FUND 226):</b>			
Community Development Director	0.00	0.00	0.10
Administrative Analyst 3	0.34	0.34	0.34
<b>SOLID WASTE TOTAL</b>	<b>0.34</b>	<b>0.34</b>	<b>0.44</b>
<b>NATIONAL POLLUTANT DISCHARGE ELIMINATION SRVS (NPDES)(FUND 229):</b>			
<b>Channel Maintenance Operation (229-2585)</b>			
Collection System Superintendent	0.075	0.075	0.075
Collections System Supervisor	0.075	0.000	0.075
Lead Collections Systems Worker	0.750	0.750	0.750
Deputy Public Works Director II	0.100	0.100	0.100
Collections Systems Worker 1	1.000	1.000	1.000
Administrative Analyst 3	0.170	0.170	0.170
<b>NPDES TOTAL</b>	<b>2.170</b>	<b>2.095</b>	<b>2.170</b>
<b>STREET LIGHT &amp; LANDSCAPE MAINT. DIST. (FUNDS 251-259):</b>			
<b>The following personnel are split among the district funds listed above:</b>			
Deputy Public Works Director II	0.2000	0.2000	0.2000
Operations Supervisor	0.7000	0.7000	0.7000
Landscape Maintenance Worker II	2.5875	2.5875	2.5875
General Laborer	0.5875	0.5875	0.5875
<b>SLLMD 251 - 259 TOTAL</b>	<b>4.0750</b>	<b>4.0750</b>	<b>4.0750</b>

**CITY OF ANTIOCH  
2017-19 OPERATING BUDGET**



**STAFFING OVERVIEW**

	<b>Total Funded FY 16-17 FTE</b>	<b>Total Filled FTE's 5.31.17</b>	<b>Total Funded FY 17-19 FTE</b>
<b>INTERNAL SERVICE FUNDS POSITIONS</b>			
<b>VEHICLE EQUIPMENT MAINTENANCE (FUND 570):</b>			
<b>Equipment Maintenance (570-2610)</b>			
Operations Supervisor	0.675	0.675	0.675
Fleet Leadworker	1.000	1.000	1.000
Equipment Mechanic II	2.000	2.000	2.000
Warehouse Maintenance Worker II (0.80 Water Fd; 0.07 Gen Fd; 0.07 Sewer Fd)	0.060	0.060	0.060
Lead Warehouse Maintenance Worker	0.060	0.060	0.060
<b>VEHICLE EQUIPMENT MAINTENANCE TOTAL</b>	<b>3.795</b>	<b>3.795</b>	<b>3.795</b>
<b>INFORMATION SYSTEMS (FUND 573):</b>			
<b>Information Systems (573-1410)</b>			
Director of Information Systems (0.25 Network Sup; 0.05 Tele. Sys.)	0.70	0.70	0.70
Network Administrator (0.60 Network Support)	0.40	0.40	0.40
<b>Sub-total</b>	<b>1.10</b>	<b>1.10</b>	<b>1.10</b>
<b>Network Support &amp; PC's (573-1420)</b>			
Director of Information Systems (0.70 Info Sys; 0.05 Tele. Sys.)	0.25	0.25	0.25
Network Administrator (0.40 Info Sys/0.10 to Tele. Sys.)	1.50	1.50	1.50
Computer Technician/Senior	2.00	2.00	2.00
<b>Sub-total</b>	<b>3.75</b>	<b>3.75</b>	<b>3.75</b>
<b>Telephone System (573-1430)</b>			
Director of Information Systems (0.25 Network Sup; 0.70 Info Sys.)	0.05	0.05	0.05
Network Administrator (0.90 Network Sup)	0.10	0.10	0.10
<b>Sub-total</b>	<b>0.15</b>	<b>0.15</b>	<b>0.15</b>
<b>GIS Support Services (573-1435)</b>			
GIS Specialist	1.00	1.00	1.00
GIS Technician	1.00	0.00	1.00
Administrative Assistant II	1.00	1.00	1.00
<b>Sub-total</b>	<b>3.00</b>	<b>2.00</b>	<b>3.00</b>
<b>INFORMATION SYSTEMS PROGRAM TOTAL</b>	<b>8.00</b>	<b>7.00</b>	<b>8.00</b>

**CITY OF ANTIOCH  
2017-19 OPERATING BUDGET**



**STAFFING OVERVIEW**

	<b>Total Funded FY 16-17 FTE</b>	<b>Total Filled FTE's 5.31.17</b>	<b>Total Funded FY 17-19 FTE</b>
<b>ENTERPRISE FUND POSITIONS</b>			
<b>WATER FUND (611):</b>			
<b>Water Supervision (611-2310)</b>			
Deputy Public Works Director II	0.00	0.00	0.10
Water Treatment Plant Superintendent	1.00	1.00	1.00
Water Treatment Plant Supervisor	1.00	1.00	1.00
Water Distribution Superintendent	1.00	0.00	1.00
Water Distribution Supervisor	1.00	1.00	1.00
Water Quality Analyst	1.00	1.00	1.00
Administrative Assistant Snr	0.75	0.75	0.75
Administrative Analyst 3	0.83	0.83	0.83
<b>Sub-total</b>	<b>6.58</b>	<b>5.58</b>	<b>6.68</b>
<b>Water Production (611-2320)</b>			
Water Treatment Plant Operator	6.00	5.00	6.00
Water Treatment Maintenance Worker	3.00	2.00	3.00
Water Treatment Plant Instrument Tech.	1.00	0.00	1.00
Laboratory Assistant	1.00	1.00	1.00
<b>Sub-total</b>	<b>11.00</b>	<b>8.00</b>	<b>11.00</b>
<b>Water Distribution (611-2330)</b>			
Finance Director	0.075	0.075	0.075
Finance Services Supervisor	0.425	0.425	0.425
Asst Public Works Technician	1.000	0.000	1.000
Accounting Technician	0.500	0.500	0.500
Customer Service Representative I/II	2.750	1.800	2.750
Lead Water Distribution Operator	5.000	3.000	5.000
Cross Connection Control Specialist Leadworker	1.000	0.000	1.000
Cross Connection Control Specialist 2	1.000	0.000	1.000
Equipment Operator	2.000	1.000	2.000
Water Distribution Operator I/II	11.500	9.500	11.50
Street Maint. Worker I & II (0.50 charged to Sewer Fund)	0.500	0.500	0.500

**CITY OF ANTIOCH  
2017-19 OPERATING BUDGET**



**STAFFING OVERVIEW**

	<b>Total Funded FY 16-17 FTE</b>	<b>Total Filled FTE's 5.31.17</b>	<b>Total Funded FY 17-19 FTE</b>
<b>ENTERPRISE FUNDS (Continued)</b>			
<b>Water Distribution (611-2330) (Cont.)</b>			
General Laborer	1.000	1.000	1.000
<b>Sub-total</b>	<b>26.75</b>	<b>17.80</b>	<b>26.75</b>
<b>Warehouse &amp; Central Stores (611-2620)</b>			
Lead Warehouse Maintenance Worker (0.06 Veh Fund; 0.14 Gen Fund)	0.80	0.80	0.80
Warehouse Maintenance Worker II	0.80	0.80	0.80
<b>Sub-total</b>	<b>1.60</b>	<b>1.60</b>	<b>1.60</b>
<b>Water Meter Reading (611-2340)</b>			
Water Distribution Operator I/II	2.00	2.00	2.00
<b>Sub-total</b>	<b>2.00</b>	<b>2.00</b>	<b>2.00</b>
<b>Water Capital Projects (611-2550)</b>			
Assistant City Engineer II	0.25	0.25	0.25
Project Manager	0.50	0.50	0.50
<b>Sub-total</b>	<b>0.75</b>	<b>0.75</b>	<b>0.75</b>
<b>WATER FUND TOTAL</b>	<b>48.68</b>	<b>35.73</b>	<b>48.78</b>
<b>SEWER FUND (621):</b>			
<b>Wastewater Supervision (621-2210)</b>			
Deputy Public Works Director II	0.400	0.400	0.300
Collection Systems Superintendent	0.925	0.925	0.925
Collections Systems Supervisor	0.925	0.000	0.925
Administrative Assistant Snr	0.750	0.750	0.750
Administrative Analyst 3	0.660	0.660	0.660
<b>Sub-total</b>	<b>3.66</b>	<b>2.735</b>	<b>3.56</b>
<b>Wastewater Collection (621-2220)</b>			
Finance Director	0.075	0.075	0.075
Finance Services Supervisor	0.425	0.425	0.425
Accounting Technician	0.500	0.500	0.500
Customer Service Representative I/II	2.750	1.800	2.750
Lead Collections System Worker	2.250	1.250	2.250
Water Distribution Operator I/II	0.500	0.500	0.500

**CITY OF ANTIOCH  
2017-19 OPERATING BUDGET**



**STAFFING OVERVIEW**

	<b>Total Funded FY 16-17 FTE</b>	<b>Total Filled FTE's 5.31.17</b>	<b>Total Funded FY 17-19 FTE</b>
<b>ENTERPRISE FUNDS (Continued)</b>			
<b>Wastewater Collection (621-2220) (Cont.)</b>			
Collections Systems Worker I/II	10.000	9.000	10.000
Equipment Operator	2.000	2.000	2.000
Sewer Camera Truck Operator	1.000	1.000	1.000
Street Maint. Worker I & II (0.50 charged to Water Fund)	0.500	0.500	0.500
Lead Warehouse Maintenance Worker	0.070	0.070	0.070
Warehouse Maintenance Worker	0.070	0.070	0.070
Asst Public Works Technician	1.000	1.000	1.000
<b>Sub-total</b>	<b>21.14</b>	<b>18.19</b>	<b>21.14</b>
<b>Wastewater Capital Projects (621-2570)</b>			
Assistant City Engineer II	0.25	0.25	0.25
Project Manager	0.50	0.50	0.50
<b>Sub-total</b>	<b>0.75</b>	<b>0.75</b>	<b>0.75</b>
<b>SEWER FUND TOTAL</b>	<b>25.55</b>	<b>21.675</b>	<b>25.45</b>
<b>MARINA FUND (631):</b>			
<b>Marina Administration (631-2410)</b>			
Deputy Public Works Director II	0.125	0.125	0.125
Operations Supervisor	0.130	0.130	0.130
Marina Secretary/Attendant	0.850	0.000	0.000
<b>Sub-total</b>	<b>1.105</b>	<b>0.255</b>	<b>0.255</b>
<b>Marina Maintenance (631-2420)</b>			
Marina Lead Worker/Property Manager	0.85	0.85	0.85
Marina Maintenance Worker	0.00	0.00	0.85
<b>Sub-total</b>	<b>0.85</b>	<b>0.85</b>	<b>1.70</b>
<b>Marina Boat Launch (631-2425)</b>			
Marina Lead Worker/Property Manager	0.15	0.15	0.15
Marina Maintenance Worker	0.00	0.00	0.15
Marina Secretary/Attendant	0.15	0.00	0.00
<b>Sub-Total</b>	<b>0.30</b>	<b>0.15</b>	<b>0.30</b>
<b>MARINA FUND TOTAL</b>	<b>2.255</b>	<b>1.255</b>	<b>2.255</b>

**CITY OF ANTIOCH  
2017-19 OPERATING BUDGET**



**STAFFING OVERVIEW**

	<b>Total Funded FY 16-17 FTE</b>	<b>Total Filled FTE's 5.31.17</b>	<b>Total Funded FY 17-19 FTE</b>
<b>ENTERPRISE FUNDS (Continued)</b>			
<b>PREWETT PARK (FUND 641):</b>			
<b>Prewett Park (641-4630)</b>			
Parks and Recreation Director	0.50	0.50	0.50
Recreation Specialist	1.00	1.00	1.00
Recreation Coordinator	0.50	0.00	0.50
Aquatics Maintenance Worker I/II	1.00	1.00	1.00
<b>PREWETT PARK FUND TOTAL</b>	<b>3.00</b>	<b>2.50</b>	<b>3.00</b>
<b>GRAND TOTALS</b>			
	<b>308.00</b>	<b>276.00</b>	<b>312.00</b>

The following PERS payroll assumptions are in the Fiscal Year 2017-2019 budget:

	FISCAL YEAR 2017-18		FISCAL YEAR 2018-19	
	Miscellaneous PERS Plan ER Contribution	Safety PERS Plan ER Contribution	Miscellaneous PERS Plan ER Contribution	Safety PERS Plan ER Contribution
Classic Employees – all but WTP	31.167%	46.480%*	35.332%	53.733%*
Classic Employees - WTP	29.167%*	n/a	33.332%*	n/a
2 <sup>nd</sup> Tier	n/a	17.310%*	n/a	18.550%*
PEPRA – all groups	31.167%	12.729%	35.332%	13.950%

\*WTP employees pay 2% of the City's PERS contribution and Sworn Police pay 3%, therefore the ER Contribution is shown net.

**CITY OF ANTIOCH  
2017-19 OPERATING BUDGET**



**STAFFING OVERVIEW**

The addition of funding the following full time equivalent positions in fiscal year 2017-19:

Position	# of Positions	Funding Source
<b><u>2017-18</u></b>		
Police Sergeant	1	General Fund
Assistant or Associate Planner	1	General Fund
Development Services/Engineering Tech	1	General Fund
Registered Vet Tech	1	Animal Control Fund
<b>Total Additional Funded Positions in 2017-18</b>	<b>4</b>	
<b><u>2018-19</u></b>		
Police Officer	1	General Fund
<b>Total Additional Funded Positions in 2018-19</b>	<b>1</b>	
<b>Total Additional Funded Positions 2017-19</b>	<b>5</b>	

**This page left intentionally blank**



**CITY OF ANTIOCH  
2017-19 OPERATING BUDGET**

**FINANCIAL SUMMARIES**

**CITY OF ANTIOCH  
2017-19 OPERATING BUDGET**



**FINANCIAL SUMMARIES**

**Financial Overview**

This section provides a summary General Fund revenues, a summary of transfers between the various funds of the City, interfund charges (“internal services”) between the various funds and a summary of annually recurring purchase orders and/or contracts included in the budget.

**Funds Transfer Summary**

The “Funds Transfer Summary” details inflows and outflows between funds to subsidize operations in those funds.

**Internal Services Summary**

The City has three classifications of internal services charges which are spread throughout City departments to allocate costs of services used between departments. The three classifications are City Wide Admin, Building Use Allowance and Equipment Use Allowance. The “Internal Services – City Wide Admin” and “Internal Services – Building & Equipment Use” detail these charges.

**Summary of Annual Recurring Purchases Orders and/or Contracts**

The City has many annual purchase orders and/or contracts that are exempt from bidding per the City’s purchasing policy due to the nature of the goods or services provided. It has also been long standing practice to have open/recurring purchase orders for the purchase of unanticipated goods or services needed on an urgent basis. Use of open purchase orders is tightly controlled. In establishing open/recurring purchase orders, City staff is always cognizant of patronizing City businesses, but also in making sure that the City is paying fair prices.

The purchase of goods and or services over \$50,000 requires City Council approval per the City’s purchasing policy. A list of these types of purchase orders and/or contracts (as described in the prior paragraph) included in the budget is detailed. The summary does not include purchase orders or contracts separately brought to Council for approval.

**CITY OF ANTIOCH  
2017-19 OPERATING BUDGET**



**FINANCIAL SUMMARIES**

GENERAL FUND REVENUE SUMMARY									
Revenue Type	2013-14 Actual	2014-15 Actual	2015-16 Actual	2016-17 Budget	2016-17 Revised	2017-18 Proposed	%	2018-19 Proposed	%
							Change		Change
<b>Taxes:</b>									
Property Tax-Secured	6,523,600	8,000,530	8,738,003	9,009,500	9,313,499	9,896,311	6%	10,514,086	6%
Property Tax In Lieu of VLF	5,284,929	6,226,679	6,653,379	6,734,780	7,068,302	7,492,400	6%	7,941,944	6%
Property Tax-Unsecured	291,504	286,928	287,879	262,369	298,801	290,000	-3%	290,000	0%
Property Tax-Other	371,718	457,213	542,613	400,000	400,000	400,000	0%	400,000	0%
Other In Lieu Taxes	385	850	878	400	400	400	0%	400	0%
Unitary Tax	129,267	126,860	140,615	123,000	916,208	514,000	-44%	514,000	0%
<b>Total Property Tax</b>	<b>12,601,403</b>	<b>15,099,060</b>	<b>16,363,367</b>	<b>16,530,049</b>	<b>17,997,210</b>	<b>18,593,111</b>	<b>3%</b>	<b>19,660,430</b>	<b>6%</b>
Franchises - Miscellaneous	7,701	7,924	8,124	8,340	8,353	8,510	2%	8,680	2%
Franchise-Gas	165,190	181,975	200,802	210,805	321,824	331,480	3%	341,425	3%
Franchise-Electric	376,642	391,424	426,608	436,610	454,047	474,500	5%	498,225	5%
Franchise-Cable TV	1,196,292	1,298,454	1,352,004	1,285,782	1,406,085	1,462,330	4%	1,520,820	4%
Franchise-Refuse Collection	917,943	944,366	982,382	999,446	1,002,030	1,022,070	2%	1,042,515	2%
<b>Total Franchise Taxes</b>	<b>2,663,768</b>	<b>2,824,143</b>	<b>2,969,920</b>	<b>2,940,983</b>	<b>3,192,339</b>	<b>3,298,890</b>	<b>3%</b>	<b>3,411,665</b>	<b>3%</b>
Business License Tax	1,117,089	1,303,076	1,371,594	1,400,000	1,400,000	1,400,000	0%	1,400,000	0%
Business License Tax - Rentals	0	572,643	1,613,021	2,300,000	2,200,000	2,200,000	0%	2,200,000	0%
Business License Tax Penalty	20,984	32,627	38,912	20,000	20,000	20,000	0%	20,000	0%
Business Lic Tax Application	24,837	40,066	81,649	24,000	61,000	24,000	-61%	24,000	0%
Contractors Business License	8,623	16,065	15,493	7,000	10,000	10,000	0%	10,000	0%
<b>Total Business License Taxes</b>	<b>1,171,533</b>	<b>1,964,477</b>	<b>3,120,669</b>	<b>3,751,000</b>	<b>3,691,000</b>	<b>3,654,000</b>	<b>-1%</b>	<b>3,654,000</b>	<b>0%</b>
Property Transfer Tax	363,051	381,546	460,654	330,000	380,000	360,000	-5%	360,000	0%
Sales and Use Tax	8,011,069	8,826,031	10,132,227	12,471,925	12,190,000	12,434,000	2%	12,707,768	2%

**CITY OF ANTIOCH  
2017-19 OPERATING BUDGET**



**FINANCIAL SUMMARIES**

<b>GENERAL FUND REVENUE SUMMARY (Continued)</b>									
Revenue Type	2013-14 Actual	2014-15 Actual	2015-16 Actual	2016-17 Budget	2016-17 Revised	2017-18 Proposed	%	2018-19 Proposed	%
							Change		Change
Sales Tax In Lieu/Swap	3,062,379	2,607,083	2,441,193	0	0	0	0%	0	0%
Sales Tax Measure C	898,689	5,583,640	6,821,444	6,889,658	6,589,658	6,756,900	3%	6,928,325	3%
Sales & Use Tax P.S. Allocation	513,413	578,236	578,406	520,000	554,000	559,550	1%	565,135	1%
Motor Vehicle In Lieu Fees	44,596	43,626	43,696	40,000	50,608	45,000	-11%	45,000	0%
Transient Occupancy Tax	95,187	104,789	110,827	80,000	90,000	90,000	0%	90,000	0%
<b>Total Other Taxes</b>	<b>12,988,384</b>	<b>18,124,951</b>	<b>20,588,447</b>	<b>20,331,583</b>	<b>19,854,266</b>	<b>20,245,450</b>	<b>2%</b>	<b>20,696,228</b>	<b>2%</b>
<b>Total Taxes</b>	<b>29,425,088</b>	<b>38,012,631</b>	<b>43,042,403</b>	<b>43,553,615</b>	<b>44,734,815</b>	<b>45,791,451</b>	<b>2%</b>	<b>47,422,323</b>	<b>4%</b>
<b>Licenses &amp; Permits:</b>									
Bicycle Licenses	6	0	73	0	113	0	0%	0	0%
Building Permits	1,026,273	922,159	820,882	1,000,000	1,000,000	1,000,000	0%	1,000,000	0%
Encroachment Permits	136,984	150,074	247,567	200,000	115,000	200,000	74%	200,000	0%
Wide Vehicle/Overload Permits	8,544	10,208	7,136	7,500	10,000	10,000	0%	10,000	0%
<b>Total Licenses &amp; Permits</b>	<b>1,171,807</b>	<b>1,082,441</b>	<b>1,075,658</b>	<b>1,207,500</b>	<b>1,125,113</b>	<b>1,210,000</b>	<b>8%</b>	<b>1,210,000</b>	<b>0%</b>
<b>Fines &amp; Penalties:</b>									
Vehicle Code Fines	67,424	38,296	56,857	35,000	110,000	50,000	-55%	50,000	0%
Non-Traffic Fines	191	17,061	46,695	8,000	3,800	8,000	111%	8,000	0%
<b>Total Fines &amp; Penalties</b>	<b>67,615</b>	<b>55,357</b>	<b>103,552</b>	<b>43,000</b>	<b>113,800</b>	<b>58,000</b>	<b>-49%</b>	<b>58,000</b>	<b>0%</b>
<b>Use of Money &amp; Property:</b>									
Interest Earnings-Pooled	72,415	76,428	244,414	70,000	75,000	75,000	0%	75,000	0%
Rent	464,224	475,899	468,928	468,045	490,215	500,000	2%	510,000	2%
<b>Total Use of Money &amp; Property</b>	<b>536,639</b>	<b>552,327</b>	<b>713,342</b>	<b>538,045</b>	<b>565,215</b>	<b>575,000</b>	<b>2%</b>	<b>585,000</b>	<b>2%</b>

**CITY OF ANTIOCH  
2017-19 OPERATING BUDGET**



**FINANCIAL SUMMARIES**

GENERAL FUND REVENUE SUMMARY (Continued)									
Revenue Type	2013-14 Actual	2014-15 Actual	2015-16 Actual	2016-17 Budget	2016-17 Revised	2017-18 Proposed	% Change	2018-19 Proposed	% Change
<b>Revenue from Other Agencies:</b>									
Rev-AB109 Reimbursement	130,500	130,500	130,500	130,500	130,500	130,500	0%	130,500	0%
Homeowners Prop Tax Relief	74,287	78,650	81,413	70,000	75,000	80,000	7%	80,000	0%
State Mandated Reimbursements	14,774	914,827	156,816	0	562	0	-100%	0	0%
POST Reimbursements	18,901	26,088	6,459	12,000	10,000	12,000	20%	12,000	0%
Grants – Community Development	0	24,994	307,908	160,530	60,100	688,131	1045%	0	-100%
Grants-Police	154,940	415,610	321,669	447,173	800,000	102,000	-87%	0	-100%
<b>Total Revenue from Other Agencies</b>	<b>393,402</b>	<b>1,590,669</b>	<b>1,004,765</b>	<b>820,203</b>	<b>1,076,162</b>	<b>1,012,631</b>	<b>-6%</b>	<b>222,500</b>	<b>-78%</b>
<b>Services Charges:</b>									
Other Service Charges	25,256	15,969	21,733	15,480	33,787	19,350	-43%	19,350	0%
Assessment/Abatement Fees	208,933	146,959	141,780	135,000	143,590	265,000	85%	290,000	9%
Administration Services	12,391	9,870	9,001	10,000	10,200	10,200	0%	10,200	0%
Plan Checking Fees	422,408	483,481	467,440	395,000	431,000	517,680	20%	585,360	13%
Planning Fees	17,580	17,383	16,649	14,000	30,930	30,000	-3%	30,000	0%
Pool Safety Fee	588	596	1,127	500	1,000	500	-50%	500	0%
Cert Access Spec Consultation Fee	0	0	35	0	0	0	0%	0	0%
Technology Fee	21,131	23,621	21,791	22,500	24,000	24,000	0%	24,000	0%
Energy Inspection Fee	21,058	23,575	21,680	22,500	22,500	24,000	7%	24,000	0%
Accessibility Fee	1,516	3,266	2,405	2,000	3,800	2,000	-47%	2,000	0%
Green Building Verification & Compliance Fee	86,668	44,640	26,953	85,000	40,000	40,000	0%	40,000	0%
General Plan Maintenance Fee	34,532	14,014	6,171	10,000	22,195	9,650	-57%	9,650	0%
Inspection Fees	148,205	147,442	39,848	100,000	170,000	170,000	0%	170,000	0%

**CITY OF ANTIOCH  
2017-19 OPERATING BUDGET**



**FINANCIAL SUMMARIES**

GENERAL FUND REVENUE SUMMARY (Continued)									
Revenue Type	2013-14 Actual	2014-15 Actual	2015-16 Actual	2016-17 Budget	2016-17 Revised	2017-18 Proposed	% Change	2018-19 Proposed	% Change
Admin Services-Mello Roos	41,200	41,200	41,200	20,000	41,200	20,000	-51%	10,000	-50%
Admin Services-Assessment District	38,100	38,100	0	0	0	0	0%	0	0%
Billings-Offset/Printing	1	0	0	10	0	0	0%	0	0%
Billings-Copier Usage	3,165	1,996	0	0	0	0	0%	0	0%
Billings-Mail Piece Fee	5,354	5,817	10,010	5,000	5,000	5,000	0%	5,000	0%
Billings-Meter Usage	22,809	27,255	19,893	30,000	18,000	20,000	11%	20,000	0%
Billings-Cash Management	187,883	190,366	203,842	257,578	257,490	258,026	0%	275,882	7%
Police Services General	41,891	48,512	68,392	45,000	82,051	45,000	-45%	45,000	0%
Brentwood Reimburse-911 Svcs	762,017	777,822	824,492	400,000	655,471	0	-100%	0	0%
False Alarm Permit Fees	43,023	53,102	49,043	30,000	31,460	30,000	-5%	30,000	0%
False Alarm Response	27,939	42,122	45,903	24,000	32,730	30,000	-8%	30,000	0%
Special Public Works Services	20,540	8,012	1,281	2,000	1,000	2,000	100%	2,000	0%
<b>Total Service Charges</b>	<b>2,194,188</b>	<b>2,165,120</b>	<b>2,040,669</b>	<b>1,625,568</b>	<b>2,057,404</b>	<b>1,522,406</b>	<b>-26%</b>	<b>1,622,942</b>	<b>7%</b>
<b>Other Revenue:</b>									
Miscellaneous Revenue	594,866	1,280,047	2,539,925	2,105,868	2,177,608	1,262,040	-42%	699,540	-45%
Donations	311	266	175	0	395	0	-100%	0	0%
Booking Fee Reimbursements	2,256	3,777	564	5,000	2,500	4,000	0%	4,000	0%
Reimb-Plan Rev Contract-Dev	127,298	76,845	34,663	80,000	5,007	5,000	0%	5,000	0%
<b>Total Other Revenue</b>	<b>724,731</b>	<b>1,360,935</b>	<b>2,575,327</b>	<b>2,190,868</b>	<b>2,185,510</b>	<b>1,271,040</b>	<b>-42%</b>	<b>708,540</b>	<b>-44%</b>
<b>Total Revenue Before Transfers In</b>	<b>34,513,470</b>	<b>44,819,480</b>	<b>50,555,716</b>	<b>49,978,799</b>	<b>51,858,019</b>	<b>51,440,528</b>	<b>-1%</b>	<b>51,829,305</b>	<b>1%</b>
<b>Transfers In:</b>									
A-2 City Wide Main. Dist (256)	89,129	90,594	44,594	0	47,668	47,668	0%	47,668	0%

**CITY OF ANTIOCH  
2017-19 OPERATING BUDGET**



**FINANCIAL SUMMARIES**

GENERAL FUND REVENUE SUMMARY (Continued)									
Revenue Type	2013-14 Actual	2014-15 Actual	2015-16 Actual	2016-17 Budget	2016-17 Revised	2017-18 Proposed	% Change	2018-19 Proposed	% Change
Almondridge Main. Dist (253)	20,000	44,161	44,161	44,161	44,161	55,000	0%	45,000	-18%
Byrne Grant (233)	106,280	42,903	53,809	73,052	40,850	57,143	40%	40,651	-29%
Gas Tax (213)	1,010,000	1,010,000	810,000	1,010,000	1,010,000	1,010,000	0%	1,010,000	0%
Hillcrest Main. Dist (254)	237,004	239,624	190,640	50,000	50,000	0	-100%	0	0%
Lone Tree Main. Dist (251)	160,091	171,331	115,151	38,459	38,459	23,380	-39%	23,380	0%
SLLM Admin Fund (257)	14,256	14,565	16,854	17,608	17,608	17,790	1%	18,690	5%
E. Lone Tree Main. Dist (259)	0	0	0	0	11,425	11,425	0%	11,425	0%
NPDES (229)	259,400	260,688	270,225	273,365	273,365	274,126	0%	277,875	1%
Sewer (621)	257,000	288,000	0	340,000	448,120	0	-100%	0	0%
Street Impact Fund (241)	1,101,500	1,123,500	1,144,440	1,167,330	1,070,545	1,289,440	20%	1,290,330	0%
Supplemental Law Enforce. Grant (232)	180,485	100,057	162,851	100,000	284,742	100,000	-65%	100,000	0%
Traffic Safety Fund (237)	78,250	80,000	80,000	80,000	116,317	85,000	-27%	85,000	0%
Water Fund (611)	257,000	288,000	0	340,000	342,680	0	-100%	0	0%
<b>Total Transfers In To General Fund</b>	<b>3,770,395</b>	<b>3,753,423</b>	<b>2,932,725</b>	<b>3,533,975</b>	<b>3,795,940</b>	<b>2,970,972</b>	<b>-22%</b>	<b>2,950,019</b>	<b>-1%</b>
<b>TOTAL GENERAL FUND REVENUES</b>	<b>\$38,283,865</b>	<b>\$48,572,903</b>	<b>\$53,488,441</b>	<b>\$53,512,774</b>	<b>\$55,653,959</b>	<b>\$54,411,500</b>	<b>-2%</b>	<b>\$54,779,324</b>	<b>1%</b>

**CITY OF ANTIOCH  
2017-19 OPERATING BUDGET**



**FINANCIAL SUMMARIES**

Transfers By Fund		2018 Transfers In	2019 Transfers In	Purpose	2018 Transfers Out	2019 Transfers Out	Purpose
General Fund	100	\$2,299,440	\$2,300,330	Street Maint.	\$732,753	\$881,696	Animal Subsidy
General Fund	100	85,000	85,000	Traffic Safety	1,133,817	1,240,968	Recreation Subsidy
General Fund	100	200,000	200,000	Engineering Svcs.	218,000	218,000	Light. & Landscape
General Fund	100	229,389	224,038	Light. & Landscp.	37,368	37,771	Debt Service
General Fund	100	157,143	140,651	Police Services	0	120,000	Marina Subsidy
<b>Total General Fund</b>		<b>\$2,970,972</b>	<b>\$2,950,019</b>		<b>\$2,121,938</b>	<b>\$2,498,435</b>	
Gas Tax Fund	213	0	0		1,010,000	1,010,000	Street Maintenance
Gas Tax Fund	213	0	0		100,000	100,000	Sidewalk Repair
Gas Tax Fund	213	0	0		459,827	464,791	Debt Service
<b>Total Gas Tax Fund</b>		<b>\$0</b>	<b>\$0</b>		<b>\$1,569,827</b>	<b>\$1,574,791</b>	
Animal Control Fund	214	732,753	881,696	Subsidy	585	592	Debt Service
Senior Bus Fund	218	0	0		7,700	7,700	Recreation Services
Recreation Fund	219	704,817	771,468	Subsidy	10,482	10,595	Debt Service
Recreation Fund	219	42,700	42,700	Recreation Svcs.	0	0	
<b>Total Recreation Fund</b>		<b>\$747,517</b>	<b>\$814,168</b>		<b>\$10,482</b>	<b>\$10,595</b>	
Child Care Fund	223	0	0		70,000	70,000	Recreation Services
National Pollution Discharge Elimination (NPDES) Fund	229	30,000	30,000	Channel Maint.	74,126	77,875	Channel Maintenance
National Pollution Discharge Elimination (NPDES) Fund	229	0	0		200,000	200,000	Engineering Services
<b>Total NPDES Fund</b>		<b>\$30,000</b>	<b>\$30,000</b>		<b>\$274,126</b>	<b>\$277,875</b>	
Supplemental Law Enforcement Grant Fund	232	0	0		100,000	100,000	Police Services
Traffic Safety Fund	237	0	0		85,000	85,000	Traffic Safety
Redevelopment Obligation Retirement Fund	239	0	0		2,955,473	1,573,020	Debt Service
Street Impact Fund	241	0	0		1,289,440	1,290,330	Street Maintenance
SLLMD Funds	25*	218,000	218,000		805,459	830,859	Light & Landscape



**CITY OF ANTIOCH  
2017-19 OPERATING BUDGET**



**FINANCIAL SUMMARIES**

Transfers By Fund		2018 Transfers In	2019 Transfers In	Purpose	2018 Transfers Out	2019 Transfers Out	Purpose
Parks Administration Fund	257	637,986	673,386	Light. & Landscp.	17,790	18,690	Light & Landscape
Parks Administration Fund	257	0	0		6,333	6,401	Debt Service
<b>Total Parks Administration Fund</b>		<b>\$637,986</b>	<b>\$673,386</b>		<b>\$24,123</b>	<b>\$25,091</b>	
Bryne Grant Fund	233	0	0		57,143	40,651	Police Services
Lone Tree A.D. CIP Fund	376	0	0		250,000	0	W Ant. Creek
Capital Improvement Fund	311	300,000	300,000	Sidewalk Repair	0	0	
Capital Improvement Fund	311	250,000	0	W Ant. Creek	0	0	
<b>Total Capital Improvement Fund</b>		<b>\$550,000</b>	<b>\$300,000</b>		<b>\$0</b>	<b>\$0</b>	
Antioch Public Financing Authority Debt Service Fund	417	1,388,416	1,420,000	Debt Service	0	0	
Honeywell Debt Service	416	538,834	544,651	Debt Service	0	0	
City of Antioch as Successor Agency to the Antioch Development Agency Area #1 Debt Service Fund	431	1,567,057	153,020	Debt Service	0	0	
Information Services Fund	573	397,020	429,948	GIS Services	0	0	
Water Fund	611	0	0		100,000	100,000	Sidewalk Repair
Water Fund	611	0	0		12,503	12,638	Debt Service
Water Fund	611	0	0		198,510	214,974	GIS Services
<b>Total Water Fund</b>		<b>\$0</b>	<b>\$0</b>		<b>\$311,013</b>	<b>\$327,612</b>	
Sewer Fund	621	0	0		100,000	100,000	Sidewalk Repair
Sewer Fund	621	0	0		198,510	214,974	GIS Services
<b>Total Sewer Fund</b>		<b>\$0</b>	<b>\$0</b>		<b>\$298,510</b>	<b>\$314,974</b>	
Marina Fund	631	0	120,000	Subsidy	1,774	1,793	Debt Service
Prewett Park Fund	641	429,000	469,500	Subsidy	9,962	10,070	Debt Service
Prewett Park Fund	641	35,000	35,000	Recreation Svcs.	0	0	
<b>Total Prewett Park Fund</b>		<b>\$464,000</b>	<b>\$504,500</b>		<b>\$9,962</b>	<b>\$10,070</b>	
<b>Grand Total Transfers In/Out</b>		<b>\$10,242,555</b>	<b>\$9,039,388</b>		<b>\$10,242,555</b>	<b>\$9,039,388</b>	

**CITY OF ANTIOCH  
2017-19 OPERATING BUDGET**



**FINANCIAL SUMMARIES**

Internal Services - City Wide Admin 2017-19 Budget						
		FY2018	FY2018	FY2019	FY2019	
		Credit (Expense Reduction)	Debit (Expense)	Credit (Expense Reduction)	Debit (Expense)	Reason for Charge
Fund #						
<b>General Fund</b>						
	City Council	100	\$214,795		\$229,040	Allocate cost among user departments
	City Attorney	100	589,507		625,092	Allocate cost among user departments
	City Manager	100	968,869		1,022,975	Allocate cost among user departments
	City Clerk	100	273,642		457,379	Allocate cost among user departments
	Human Resources	100	887,928		937,557	Allocate cost among user departments
	Non-Departmental	100	1,983,927		1,983,927	Allocate cost among user departments
	Public Works-Maintenance Admin	100	450,818		469,913	Allocate cost among user departments
	Public Works-General Maintenance Svcs	100	107,470		113,470	Allocate cost among user departments
	Public Works-Facilities Maintenance	100	788,034		809,980	Allocate cost among user departments
	Office of Emergency Services	100	28,152		28,152	Allocate cost among user departments
	Finance Administration	100	481,896		514,811	Allocate cost among user departments
	Finance Accounting	100	1,420,692		1,506,029	Allocate cost among user departments
	Finance Operations	100	605,992		642,992	Allocate cost among user departments

**CITY OF ANTIOCH  
2017-19 OPERATING BUDGET**



**FINANCIAL SUMMARIES**

Internal Services - City Wide Admin 2017-19 Budget						
	Fund #	FY2018		FY2019		Reason for Charge
		Credit (Expense Reduction)	Debit (Expense)	Credit (Expense Reduction)	Debit (Expense)	
City Council	100		68,086		71,862	Share of allocated costs
City Attorney	100		55,030		57,837	Share of allocated costs
City Manager	100		141,225		148,224	Share of allocated costs
City Clerk	100		73,368		81,845	Share of allocated costs
City Treasurer	100		24,829		31,689	Share of allocated costs
Human Resources	100		76,290		82,340	Share of allocated costs
Economic Development	100		47,550		56,243	Share of allocated costs
Finance Administration	100		107,330		119,892	Share of allocated costs
Finance Accounting	100		319,625		341,460	Share of allocated costs
Finance Operations	100		340,245		365,205	Share of allocated costs
Non-Departmental	100		147,511		150,023	Share of allocated costs
Public Works-Maintenance Admin	100		209,889		221,312	Share of allocated costs
Public Works-General Maintenance Svcs	100		61,419		63,915	Share of allocated costs
Public Works-Street Maintenance	100		351,029		373,949	Share of allocated costs
Public Works-Signals/Street Lights	100		108,030		111,078	Share of allocated costs
Public Works-Striping/Signing	100		207,425		217,327	Share of allocated costs
Public Works-Facilities Maintenance	100		74,038		76,618	Share of allocated costs
Public Works-Parks Maintenance	100		58,758		59,671	Share of allocated costs
Public Works-Medians/General Landscape	100		67,673		69,741	Share of allocated costs
Police Administration	100		803,618		847,631	Share of allocated costs
Police Reserves	100		8,255		8,686	Share of allocated costs
Prisoner Custody	100		55,352		57,645	Share of allocated costs
Community Policing	100		1,372,972		1,439,205	Share of allocated costs
Police Traffic	100		89,208		93,501	Share of allocated costs
Police Investigations	100		211,473		221,346	Share of allocated costs
Police Special Operations Unit	100		95,348		99,815	Share of allocated costs

**CITY OF ANTIOCH  
2017-19 OPERATING BUDGET**



**FINANCIAL SUMMARIES**

Internal Services - City Wide Admin 2017-19 Budget						
		FY2018	FY2018	FY2019	FY2019	
		Credit (Expense Reduction)	Debit (Expense)	Credit (Expense Reduction)	Debit (Expense)	
Fund #						Reason for Charge
	Police Communications		216,705		227,814	Share of allocated costs
	Office of Emergency Services		6,947		7,204	Share of allocated costs
	Police Community Volunteers		5,358		5,494	Share of allocated costs
	Police Facilities Maintenance		41,314		42,041	Share of allocated costs
	Community Development Admin		287,073		321,532	Share of allocated costs
	Land Planning Services		138,281		147,437	Share of allocated costs
	Code Enforcement		383,392		407,979	Share of allocated costs
	Engineering Land Development		294,654		311,144	Share of allocated costs
	Building Inspection		38,456		40,202	Share of allocated costs
	Engineering Admin		60,883		63,635	Share of allocated costs
	Engineering Services		216,705		227,814	Share of allocated costs
	<b>Total General Fund Charges</b>	8,801,722	6,648,639	9,341,317	7,042,542	
	<b>Net General Fund Credit</b>	2,153,083		2,298,775		
<b>Special Revenue Funds</b>						
	Delta Fair Property		311		320	Share of allocated costs
	Gas Tax		11,602		12,248	Share of allocated costs
	Civic Arts		2,886		3,035	Share of allocated costs
	Park in Lieu		886		898	Share of allocated costs
	Traffic Signalization		17		18	Share of allocated costs
	Asset Forfeiture		5,201		5,356	Share of allocated costs
	Measure J		1,189		1,232	Share of allocated costs
	Child Care		1,203		1,280	Share of allocated costs
	Tidelands		321		341	Share of allocated costs
	Solid Waste Reduction		12,823		13,736	Share of allocated costs

**CITY OF ANTIOCH  
2017-19 OPERATING BUDGET**



**FINANCIAL SUMMARIES**

Internal Services - City Wide Admin 2017-19 Budget						
		FY2018	FY2018	FY2019	FY2019	
	Fund #	Credit (Expense Reduction)	Debit (Expense)	Credit (Expense Reduction)	Debit (Expense)	Reason for Charge
Abandoned Vehicles	228		1,632		1,735	Share of allocated costs
Pollution Elimination	229		20,549		22,740	Share of allocated costs
PEG	238		1,795		1,908	Share of allocated costs
Lone Tree SLLMD	251		8,345		8,849	Share of allocated costs
Downtown Maintenance SLLMD	252		1,946		2,047	Share of allocated costs
Almondridge SLLMD	253		1,909		2,018	Share of allocated costs
Hillcrest SLLMD	254		11,439		12,126	Share of allocated costs
Park 1A SLLMD	255		21,891		23,721	Share of allocated costs
Citywide District 2A SLLMD	256		6,779		7,157	Share of allocated costs
SLLMD Administration	257		281,855		296,739	Share of allocated costs
Post Retirement Medical - Police	577		5,666		6,936	Share of allocated costs
Post Retirement Medical - Miscellaneous	578		6,336		6,736	Share of allocated costs
Post Retirement Medical - Management	579		11,222		11,931	Share of allocated costs
<b>Total Special Revenue Charges</b>			417,803		443,107	
<b>Capital Projects Funds</b>						
Capital Improvement	311		20,511		23,083	Share of allocated costs
Hillcrest A.D.	361		809		860	Share of allocated costs
Lone Diamond A.D.	376		2,333		2,416	Share of allocated costs
Hillcrest Bridge Benefit District	391		33		35	Share of allocated costs
<b>Total Capital Projects Charges</b>			23,686		26,394	
<b>Antioch Public Financing Authority</b>						
APFA 2015A Lease Revenue Bonds	417		47		50	Share of allocated costs
<b>Total Antioch Public Financing Authority Charges</b>			47		50	

**CITY OF ANTIOCH  
2017-19 OPERATING BUDGET**



**FINANCIAL SUMMARIES**

Internal Services - City Wide Admin 2017-19 Budget						
		FY2018	FY2018	FY2019	FY2019	
	Fund #	Credit (Expense Reduction)	Debit (Expense)	Credit (Expense Reduction)	Debit (Expense)	Reason for Charge
<b>Internal Service Funds</b>						
Vehicle Maintenance	570		159,629		170,605	Share of allocated costs
Information Services	573		195,708		203,556	Share of allocated costs
Loss Control	580		31,902		34,118	Share of allocated costs
<b>Total Internal Service Charges</b>			387,239		412,711	
<b>Enterprise Funds</b>						
Water	611		1,030,719		1,102,076	Share of allocated costs
Water System Improvement	612		1,759		1,805	Share of allocated costs
Sewer	621		218,597		235,014	Share of allocated costs
Sewer System Improvement	622		1,348		1,411	Share of allocated costs
Marina	631		71,885		76,207	Share of allocated costs
<b>Total Enterprise Charges</b>			1,324,308		1,416,513	
<b>Total Internal Services Charges</b>		\$8,801,722	\$8,801,722	\$9,341,317	\$9,341,317	

**CITY OF ANTIOCH  
2017-19 OPERATING BUDGET**



**FINANCIAL SUMMARIES**

**Internal Services-Building & Equipment Use  
2017-2019 Budget**

	Fund #	Credit (Expense Reduction)	Debit (Expense)	Reason for Charge
<b>GENERAL FUND</b>				
Non-Departmental	100	\$ 324,886		Allocate cost of building
Non-Departmental	100	41,356		Allocate equipment cost
City Council	100		\$2,949	Share of building cost
City Council	100		802	Share of equipment cost
City Attorney	100		1,180	Share of building cost
City Attorney	100		125	Share of equipment cost
City Manager	100		2,359	Share of building cost
City Manager	100		1,262	Share of equipment cost
City Clerk	100		1,180	Share of building cost
City Clerk	100		684	Share of equipment cost
City Treasurer	100		590	Share of building cost
Personnel	100		1,769	Share of building cost
Personnel	100		100	Share of equipment cost
Economic Development	100		1,180	Share of building cost
Finance Administration	100		1,180	Share of building cost
Finance Accounting	100		2,949	Share of building cost
Finance Operations	100		5,309	Share of building cost
Finance Operations	100		2,659	Share of equipment cost
Finance Accounting	100		565	Share of equipment cost
Non-Departmental	100		1,583	Share of equipment cost
Public Works-Maintenance Administration	100		736	Share of equipment cost
Public Works-Facilities Maintenance	100		15,532	Share of equipment cost
Police Administration	100		276,519	Share of building cost
Police Administration	100		7,581	Share of equipment cost
Community Policing	100		1,248	Share of equipment cost
Police Investigations	100		142	Share of equipment cost

**CITY OF ANTIOCH  
2017-19 OPERATING BUDGET**



**FINANCIAL SUMMARIES**

**Internal Services-Building & Equipment Use  
2017-2019 Budget**

	Fund #	Credit (Expense Reduction)	Debit (Expense)	Reason for Charge
Police Communications	100		4,161	Share of equipment cost
Community Development Administration	100		1,180	Share of building cost
Community Development Administration	100		2,557	Share of equipment cost
Land Planning Services	100		2,949	Share of building cost
Land Planning Services	100		652	Share of equipment cost
Engineering Land Development	100		7,668	Share of building cost
Code Enforcement	100		1,949	Share of building cost
Building Inspection	100		6,308	Share of building cost
Engineering Administration	100		1,180	Share of building cost
Engineering Services	100		1,769	Share of building cost
Engineering Services	100		100	Share of equipment cost
<b>Total General Fund Charges</b>		366,242	360,656	
<b>Net General Fund Credit</b>		\$ 5,586		
<b>INTERNAL SERVICE FUNDS</b>				
Information Services-Administration	573		1,180	Share of building cost
Information Services-Administration	573		867	Share of equipment cost
Information Services-Network Support & PCs	573		2,359	Share of building cost
Information Services-Telephone	573		590	Share of building cost
Information Services-GIS	573		590	Share of building cost
<b>Total Internal Service Charges</b>			\$5,586	



**CITY OF ANTIOCH  
2017-19 OPERATING BUDGET**



**FINANCIAL SUMMARIES**

**Summary of Annual Recurring Purchase Orders and/or Contracts**

<b>Vendor</b>	<b>2017-18 Budgeted Amount</b>	<b>2018-19 Budgeted Amount</b>	<b>Product/Service Description</b>	<b>Fund</b>
Antioch Auto Parts	\$55,000	\$55,000	Vehicle parts	Vehicle Fund
American Greenpower USA Inc	70,000	70,000	Sole source for induction lighting material	General Fund
National Meter & Automation Inc.	200,000	200,000	Sole source for water meter and parts	Water Fund
Contra Costa County	60,000	60,000	Martinez Detention Facility Booking Fees	General Fund
Contra Costa County	135,000	145,000	CAL-ID City of Antioch portion	General Fund
Contra Costa County	260,000	260,000	Lab testing for Police Department	General Fund
Contra Costa County-Public Works	310,000	310,000	Traffic Signal Maintenance	General Fund
County Asphalt	75,000	79,000	Secondary asphalt & rock supplier	Various
Delta Diablo	124,000	124,000	Hazardous waste collection & disposal	Sewer/Solid Waste
East Hills Veterinary Hospital	75,000	80,000	Emergency veterinary services	Animal Control Fund
Honeywell International	75,000	75,000	Additional HVAC repairs on as needed basis	Various
HUBBS Systems LLC Data 911	189,000	198,500	Annual software maintenance agreement	General Fund
Site One Landscapes Pacheco	175,000	175,000	Various irrigation controller parts as needed	Various
Grainger	85,000	85,000	Various Public Works goods & supplies	Various
Jack Doheny Supplies	65,000	65,000	Sole source supplier for CCTV Truck	Water/Sewer
Office Depot	85,000	95,000	Office Supplies	Various
PFM	97,000	100,000	Investment Advisor	General Fund
Kapsch Trafficcom	60,000	60,000	Provide backup for non working WTP network pump stations	Water Fund
San Diego Police Equipment	60,000	65,000	Various police equipment on as needed basis	General Fund
East Bay Regional Communications System Authority	98,600	98,600	EBRCS radio maintenance	General Fund
Lenhart Alarm Security	70,000	70,000	Security alarm maintenance	Various
Superion Inc	250,687	250,687	ASP (Hosting) service for financial software	General Fund
Syar Industries Inc.	75,000	75,000	Sole source EZ asphalt bulk delivery	Various

**This page left intentionally blank**

**CITY OF ANTIOCH  
2017-19 OPERATING BUDGET**

**GENERAL FUND**

**CITY OF ANTIOCH  
2015-17 OPERATING BUDGET**



**GENERAL FUND**

The General fund is used to account for money which is not required legally or by sound financial management to be accounted for in another fund. The General Fund is the City's most significant operating fund made up of several departments. This section will provide an overall summary of the General Fund budget, as well as provide detail of each department's divisional budgets individually. The following departments are accounted for in the General Fund:

- ***City Council***
- ***City Attorney***
- ***City Manager***
- ***City Clerk***
- ***City Treasurer***
- ***Human Resources***
- ***Economic Development***
- ***Finance***
- ***Non-Departmental***
- ***Public Works***
- ***Police***
- ***Community Development***

**CITY OF ANTIOCH  
2017-19 OPERATING BUDGET**



**GENERAL FUND**

The General Fund receives various sources of revenue which sustain the operations of the City. Revenues within the General Fund are broken down into the following categories:

- **Taxes** – This category encompasses several sources of tax revenue such as property tax, sales tax and business license tax.
- **Licenses and Permits** – This category includes Building and Encroachment permits.
- **Fines and Penalties** – This category includes fines imposed by the police department such as vehicle code fines.
- **Use of Money and Property** – This category includes interest and rents.
- **Revenue from Other Agencies** – The City receives revenues from other agencies through specific agreements with Federal, State and Local agencies, which are included in this category.
- **Service Charges**- The City imposes charges for a variety of services such as planning and inspections, which are included in this category.
- **Other Revenue**- This category captures other revenues the City receives which do not fall into any of the categories above.
- **Transfers In** – Transfers in represent monies transferred into the General Fund to subsidize General Fund operations.

Please see the General Fund Revenue Summary on pages 38-42 for a complete breakdown of the specific revenue sources within each category.

Expenditures in the General Fund are categorized by department. For purposes of displaying the total revenues and expenditures of a department, interfund charges are shown separately for the General Fund as a whole. Budgets for each department within the General Fund can be found on pages 66-150. Summaries of revenues and expenditures by department follow.

**CITY OF ANTIOCH  
2017-19 OPERATING BUDGET**



**GENERAL FUND**

**GENERAL FUND REVENUE AND EXPENDITURE SUMMARY**

	<b>2014-15 Actual</b>	<b>2015-16 Actual</b>	<b>2016-17 Budget</b>	<b>2016-17 Revised</b>	<b>2017-18 Proposed</b>	<b>Percent Change</b>	<b>2018-19 Proposed</b>	<b>Percent Change</b>
<b>Revenues:</b>								
Taxes	\$32,428,991	\$36,220,959	\$36,663,957	\$38,145,157	\$39,034,551	2%	\$40,493,998	4%
Taxes – Measure C	5,583,640	6,821,444	6,889,658	6,589,658	6,756,900	3%	6,928,325	3%
Licenses & Permits	1,082,441	1,075,658	1,207,500	1,125,113	1,210,000	8%	1,210,000	0%
Fines & Penalties	55,357	103,552	43,000	113,800	58,000	-49%	58,000	0%
Investment Income & Rentals	552,327	713,342	538,045	565,215	575,000	2%	585,000	2%
Revenue from Other Agencies	1,590,669	1,004,765	820,203	1,076,162	1,012,631	-6%	222,500	-78%
Current Service Charges	2,165,120	2,040,669	1,625,568	2,057,404	1,522,406	-26%	1,622,942	7%
Other Revenue	1,360,935	2,575,327	2,190,868	2,185,510	1,271,040	-42%	708,540	-44%
Transfers In	3,753,423	2,932,725	3,533,975	3,795,940	2,970,972	-22%	2,950,019	-1%
<b>Total Revenues</b>	<b>48,572,903</b>	<b>53,488,441</b>	<b>53,512,774</b>	<b>55,653,959</b>	<b>54,411,500</b>	<b>-2%</b>	<b>54,779,324</b>	<b>0.7%</b>
<b>Expenditures:</b>								
Legislative & Administrative	551,973	704,472	851,077	852,954	1,276,038	50%	879,028	-31%
Finance	30,297	28,777	115,446	43,750	45,997	5%	50,416	10%
Nondepartmental	41,809	1,407,888	917,355	525,254	461,538	-12%	512,112	11%
Public Works	5,611,804	6,237,327	7,676,038	7,644,863	7,493,413	-2%	7,745,781	3%
Police Services	29,249,223	28,491,932	28,236,574	28,950,094	30,798,234	6%	35,739,613	16%
Police Services – Measure C	2,441,399	6,108,340	10,573,152	8,921,787	7,667,623	-14%	6,303,241	-18%
Police Services-Animal Support	435,773	580,990	538,108	501,222	732,753	46%	881,696	20%
Recreation/Community Services	1,001,440	1,406,726	1,119,620	1,223,566	1,133,817	-7%	1,240,968	9%
Community Development	2,752,047	2,507,225	3,114,862	3,419,134	4,127,909	21%	3,606,880	-13%
Code Enforcement – Measure C	112,685	289,384	668,473	530,000	579,115	9%	625,084	8%
<b>Total Expenditures</b>	<b>42,228,450</b>	<b>47,763,061</b>	<b>53,810,705</b>	<b>52,612,624</b>	<b>54,316,437</b>	<b>3%</b>	<b>57,584,819</b>	<b>6%</b>

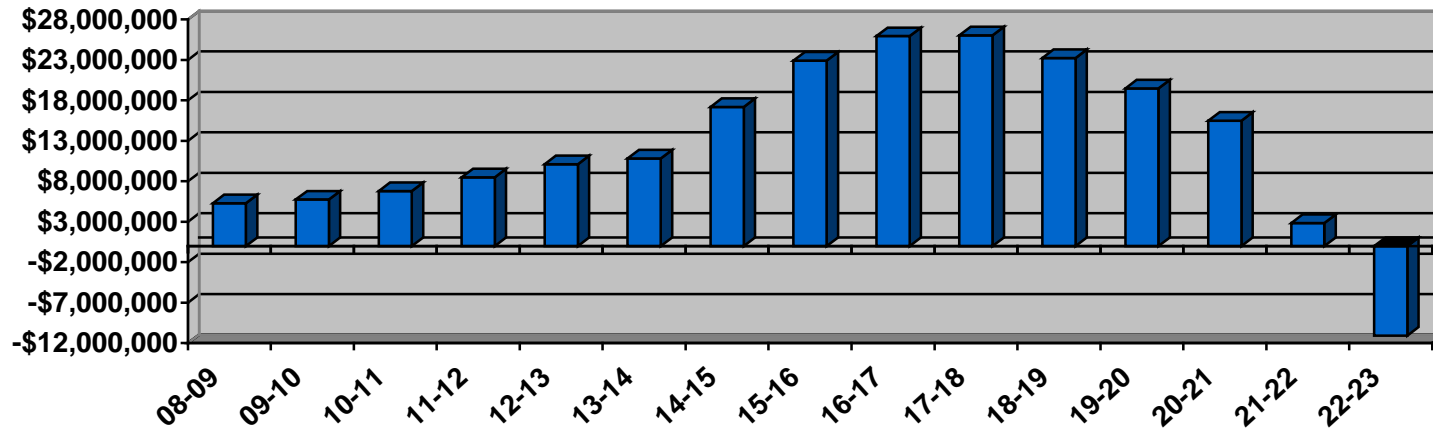
**CITY OF ANTIOCH  
2017-19 OPERATING BUDGET**



**GENERAL FUND**

**General Fund  
Fund Balance Analysis and History**

	<b>2014-15 Actual</b>	<b>2015-16 Actual</b>	<b>2016-17 Revised</b>	<b>2017-18 Proposed</b>	<b>2018-19 Proposed</b>
Beginning Fund Balance	\$10,834,595	\$17,179,048	\$22,904,428	\$25,945,763	\$26,040,826
Net Revenue/Expenditure	6,344,453	5,725,380	3,041,335	95,063	(2,805,495)
Ending Fund Balance	\$17,179,048	\$22,904,428	\$25,945,763	\$26,040,826	\$23,235,331
Committed – Police Services	3,928,247	4,351,967	1,489,838	0	0
Committed - Litigation Reserve	500,000	500,000	500,000	500,000	500,000
Committed - Compensated Absences	95,939	93,889	97,710	115,000	115,000
Assigned – Encumbrances/Projects	1,085,633	143,963	0	0	0
<b>Unassigned Fund Balance</b>	<b>\$11,569,229</b>	<b>\$17,814,609</b>	<b>\$23,858,215</b>	<b>\$25,425,826</b>	<b>\$22,620,331</b>
<b>Percentage of Revenue</b>	<b>23.82%</b>	<b>33.31%</b>	<b>42.87%</b>	<b>46.73%</b>	<b>41.29%</b>

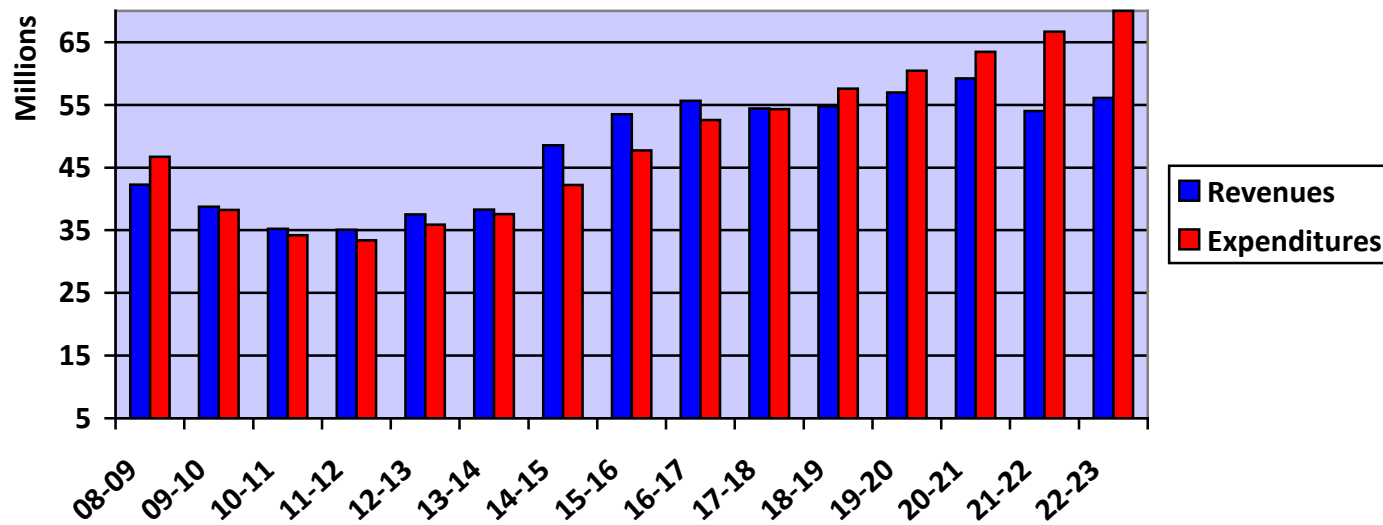


# CITY OF ANTIOCH 2017-19 OPERATING BUDGET



## GENERAL FUND

An analysis of revenues verses expenditures each fiscal year follows:





**CITY OF ANTIOCH  
2017-19 OPERATING BUDGET**



**GENERAL FUND**

**General Fund Police Department Measure C Funding**

	<b>Police Budget Revised FY17</b>	<b>Police Budget FY18</b>	<b>Police Budget FY19</b>
<b>13/14 Baseline Budget</b>	\$26,560,004	\$26,560,004	\$26,560,004
Measure C projection - revenue	6,059,658	6,177,785	6,303,241
Measure C carryover	4,351,967	1,489,838	0
<b>Budget Allotment</b>	36,971,629	34,227,627	32,863,245
Revised/Proposed - expense	38,373,103	39,198,610	42,924,550
City Wide Admin Budget	(2,891,312)	(2,878,398)	(3,022,230)
Net Police Dept. Expense	35,481,791	36,320,212	39,902,320
<b>Difference under/(over) budget</b>	<b>\$1,489,838</b>	<b>(\$2,092,585)</b>	<b>(\$7,039,075)</b>

The Police Department budget has been prepared using the revised fiscal year 2013-14 Police Department Budget (including the Animal Services subsidy and excluding "City Wide Administration" internal service/City Wide Administration cost allocation plan charges) as a starting baseline each fiscal year. Measure C revenues allocated to Police Services are being added to the "baseline" amount to determine the total budget allotment (the maximum that can be spent) to the Police Department in each fiscal year. If the proposed Police Department budget in any given fiscal year is less than the total budget allotment, that amount will be re-allocated to be spent in the next fiscal year.

Police Department expenditures will first be applied to General Fund non-Measure C resources and any additional budget savings incurred from the total proposed Police Department budget will be considered Measure C savings to be allocated in the following year budget, however, savings will not be determined until the fiscal year closes.

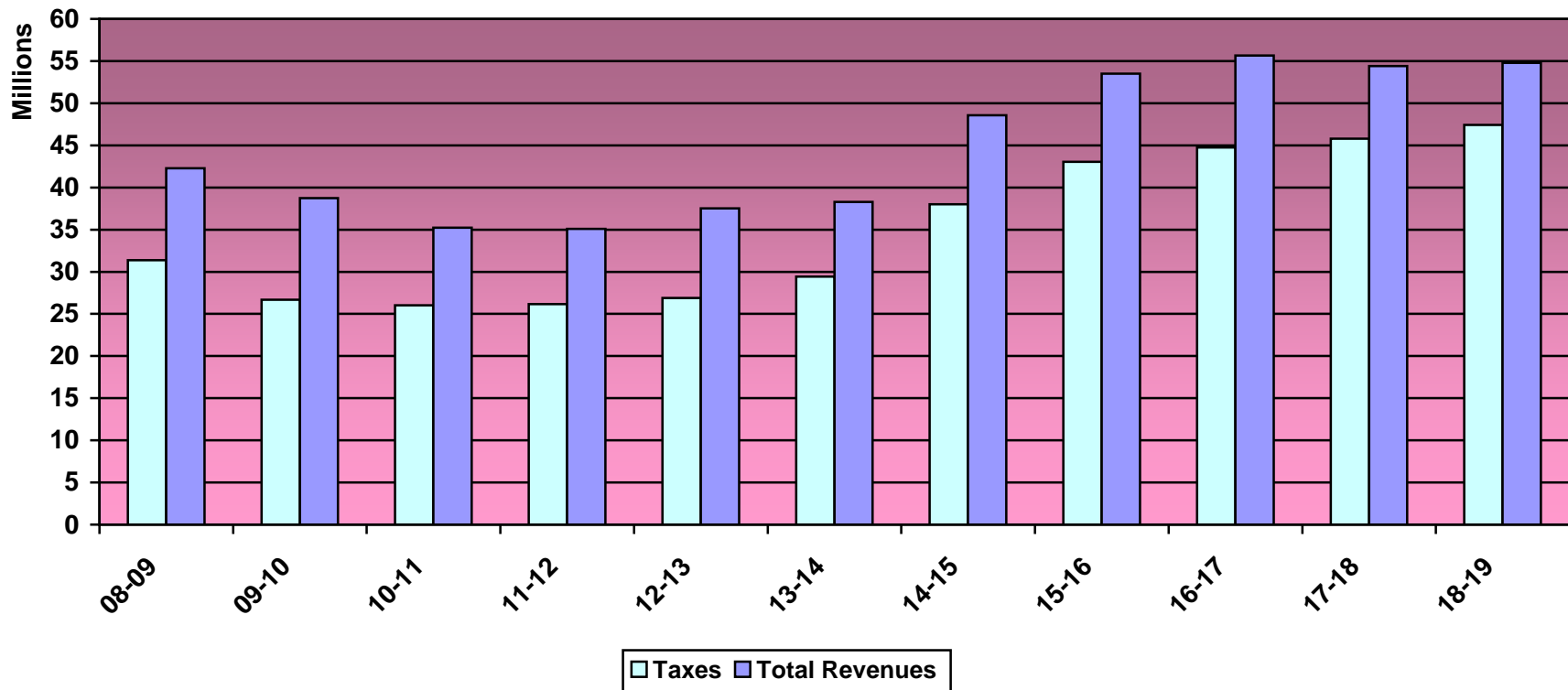
**CITY OF ANTIOCH  
2017-19 OPERATING BUDGET**



**GENERAL FUND**

**General Fund Revenues**

Taxes are the most significant revenue in the General Fund. The following is a breakdown of actual/projected tax revenue in the General Fund compared to total revenues.

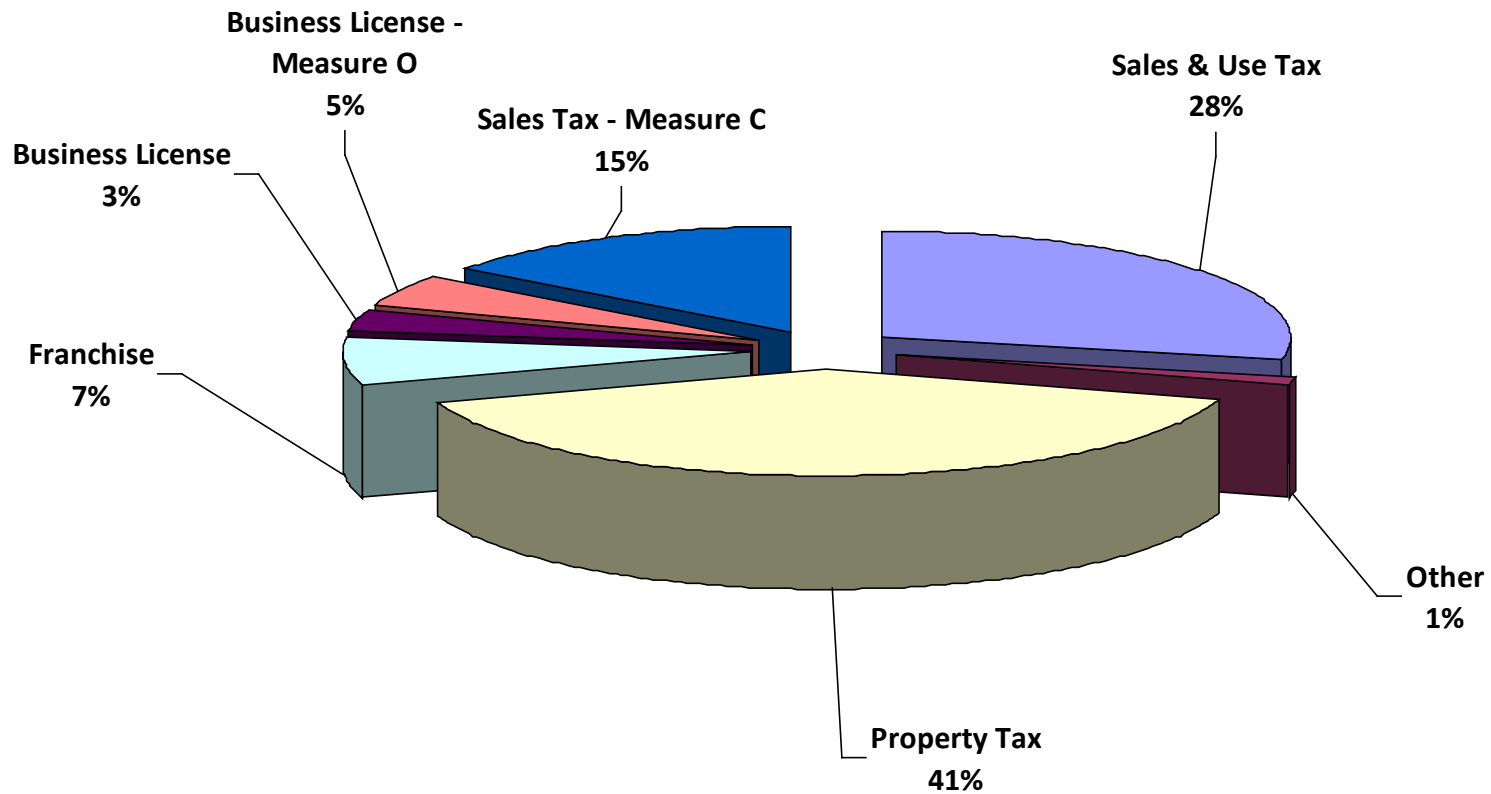


**CITY OF ANTIOCH  
2017-19 OPERATING BUDGET**



**GENERAL FUND**

The following chart breaks down taxes by source for fiscal year 2017-18.



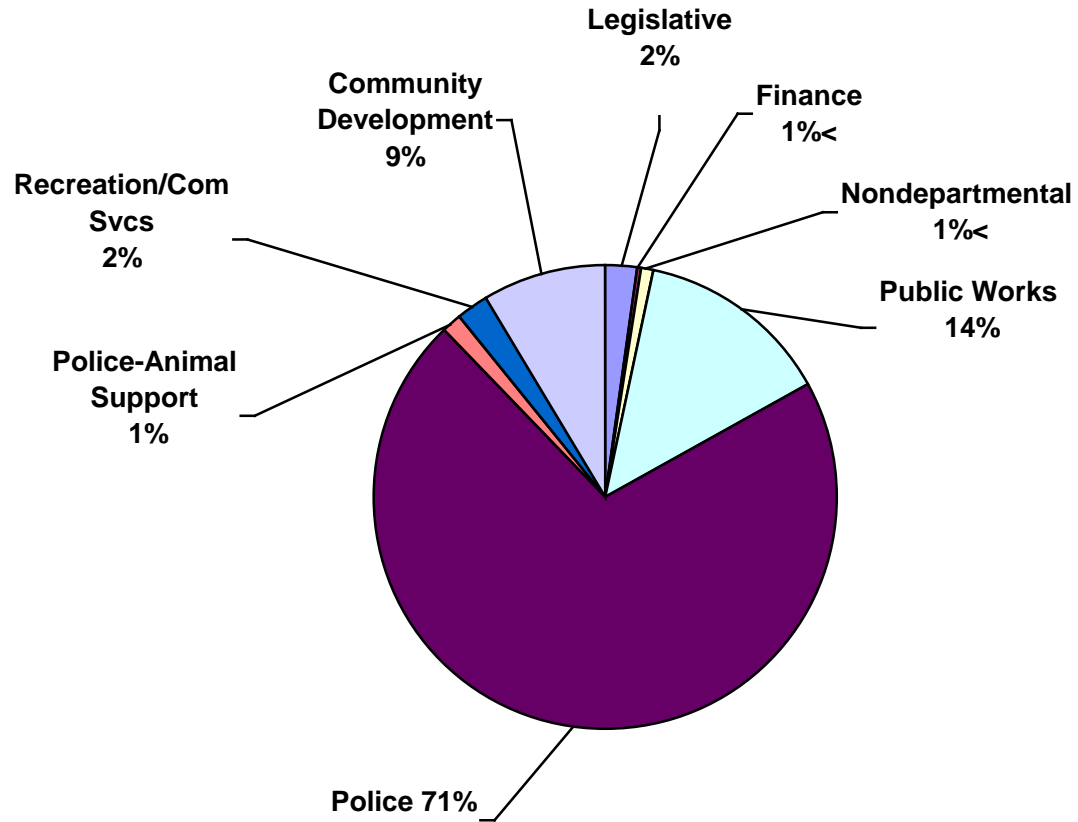
**CITY OF ANTIOCH  
2017-19 OPERATING BUDGET**



**GENERAL FUND**

**General Fund Expenditures**

The following is a breakdown of projected expenditures by department in the General Fund for fiscal year 2017-18.

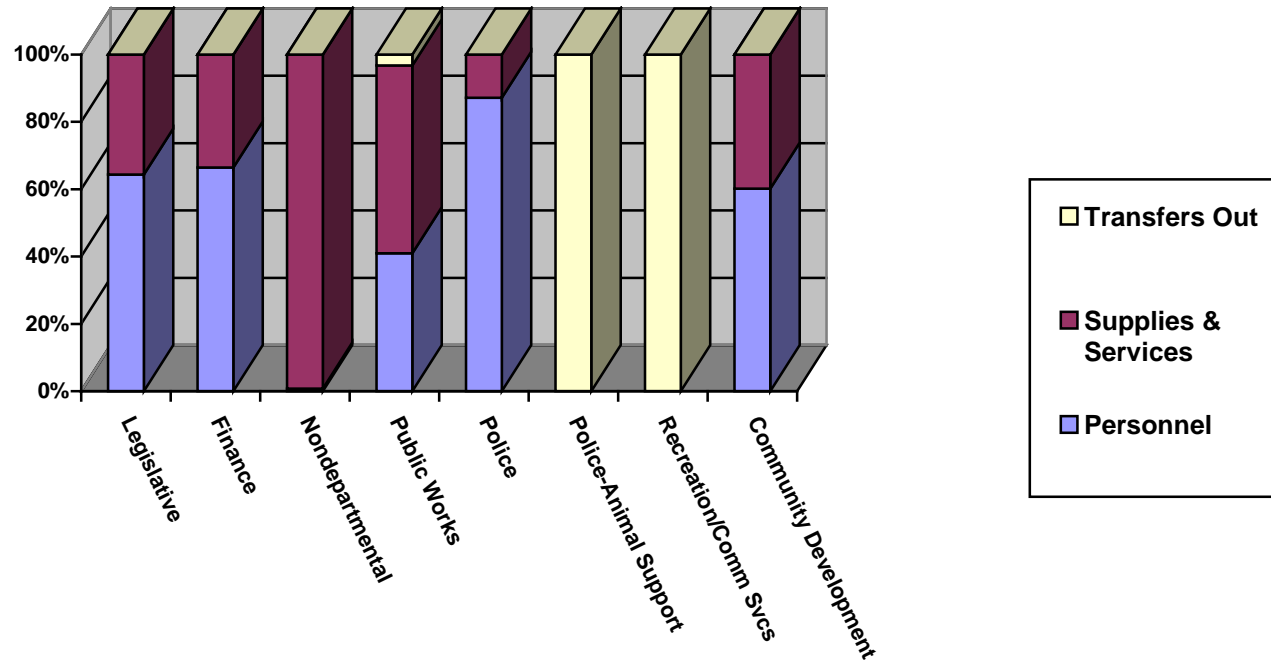


# CITY OF ANTIOCH 2017-19 OPERATING BUDGET



## GENERAL FUND

Within each department, expenditures are broken down by type as follows in 2017-18 (excludes internal services):

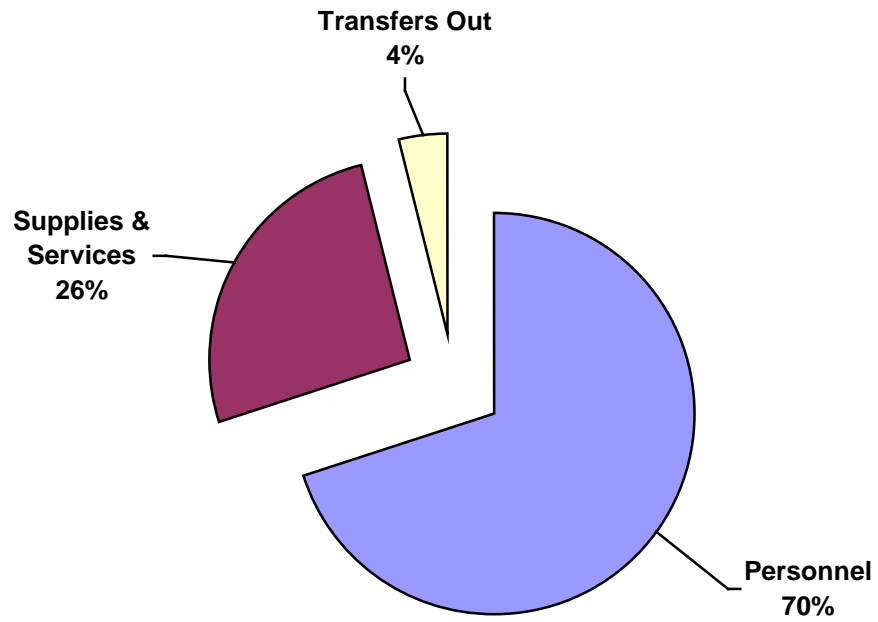


**CITY OF ANTIOCH  
2017-19 OPERATING BUDGET**



**GENERAL FUND**

Expenditures by type in total for the General Fund are as follows in 2017-18 (excludes internal services):

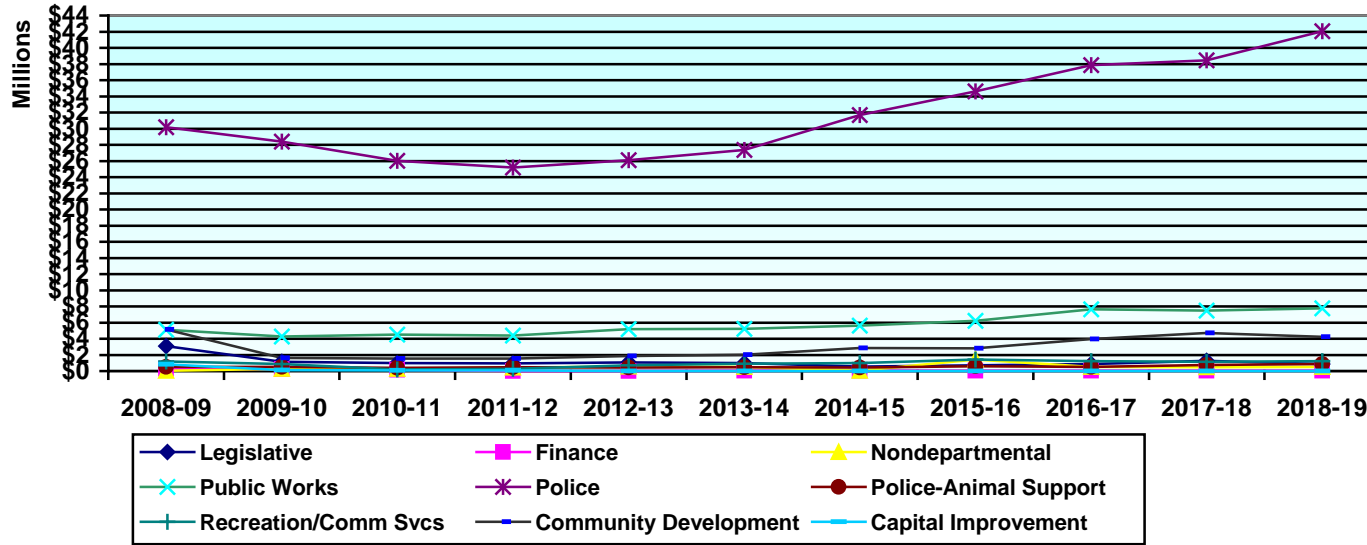


# CITY OF ANTIOCH 2017-19 OPERATING BUDGET

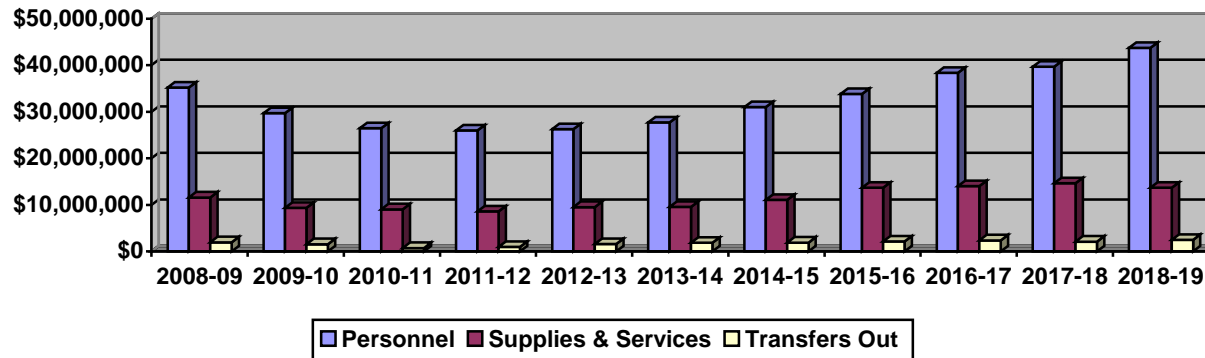


## GENERAL FUND

A trend analysis of expenditures by department follows:



A trend analysis of expenditures by type follows:



**This page left intentionally blank**



**CITY OF ANTIOCH  
2017-19 OPERATING BUDGET**



**GENERAL FUND – DEPARTMENTAL BUDGETS**

**LEGISLATIVE AND ADMINISTRATIVE**

<b>LEGISLATIVE AND ADMINISTRATIVE SUMMARY</b>								
	<b>2014-15 Actual</b>	<b>2015-16 Actual</b>	<b>2016-17 Budget</b>	<b>2016-17 Revised</b>	<b>2017-18 Proposed</b>	<b>% Change</b>	<b>2018-19 Proposed</b>	<b>% Change</b>
<b>SOURCE OF FUNDS:</b>								
Billings to Departments	190,366	203,842	257,578	257,490	258,026	0%	275,882	7%
Charges for Services	0	0	0	12,786	0	-100%	0	0%
Miscellaneous Revenue	8,735	497	0	10,054	0	-100%	0	0%
<b>TOTAL SOURCE OF FUNDS</b>	<b>199,101</b>	<b>204,339</b>	<b>257,578</b>	<b>280,330</b>	<b>258,026</b>	<b>-8%</b>	<b>275,882</b>	<b>7%</b>
<b>USE OF FUNDS:</b>								
Personnel	1,735,455	1,710,976	2,369,891	2,367,639	2,386,086	1%	2,523,944	6%
Services & Supplies	649,368	909,886	963,542	964,807	1,324,135	37%	1,082,907	-18%
Internal Services	(1,832,850)	(1,916,390)	(2,482,356)	(2,479,492)	(2,434,183)	-2%	(2,727,823)	12%
<b>TOTAL USE OF FUNDS</b>	<b>551,973</b>	<b>704,472</b>	<b>851,077</b>	<b>852,954</b>	<b>1,276,038</b>	<b>50%</b>	<b>879,028</b>	<b>-31%</b>

<b>Funded FTE's:</b>	<b>Funded 2016-17</b>	<b>Funded 2017-18</b>	<b>Funded 2018-19</b>
City Council	5.00	5.00	5.00
City Attorney	2.00	2.00	2.00
City Manager	2.50	2.50	2.50
City Clerk	2.00	2.00	2.00
City Treasurer	1.15	1.15	1.15
Human Resources	4.00	4.00	4.00
Economic Development	1.00	1.00	1.00
<b>Total Legislative &amp; Administrative Funded FTE's</b>	<b>17.65</b>	<b>17.65</b>	<b>17.65</b>

**CITY OF ANTIOCH  
2017-19 OPERATING BUDGET**



**GENERAL FUND – DEPARTMENTAL BUDGETS**

---

**CITY COUNCIL (100-1110)**

The City Council acts on all legislative matters concerning the City. As the City policy-making and legislative body, the City Council is responsible to more than 114,000 residents of Antioch for approving all programs and services provided in the City. They approve and adopt all ordinances, resolutions, contracts and other matters regarding overall policy decisions and leadership. The Council appoints the City Manager and the City Attorney, as well as various commissions, boards and other citizen advisory committees.

In reaching policy decisions, the City Council reviews proposals designed to meet community needs and sustain desired service levels; initiates new programs to upgrade existing City services; determines the ability of the City to provide financing for all municipal activities; and adopts the City budget following review and modification of a proposed budget, as submitted by the City Manager.

In addition to holding regular and special Council meetings, the members of the City Council also function as directors of the City of Antioch as Successor Agency and Housing Successor to the Antioch Development Agency and the Antioch Public Financing Authority.

**2016-2017 Accomplishments:**

- Continued implementing the Strategic Plan updated in February, 2016.
- Continued to ensure Measure C funds are used for Police and Code Enforcement as directed by the City Council.
- Continued to protect Antioch's pre-1914 water rights against the negative impacts of the proposed WaterFix project.
- Continued to advocate for the Department of Water Resources to honor the terms of the Amended 1968 Agreement.
- Continue feasibility study and EIR preparation for a desalination/brackish water plant.
- Continued support for WETA ferry service for Antioch.
- Continued approval process for the Downtown Specific Plan, the Sand Creek Specific Plan and the Land Use Element of the General Plan.
- Continued to represent Antioch at the regional, state and national levels through elected county, state and national representatives, as well as participation with the Mayor's Conference, the California League of Cities, EC2, and other forums.

**2018 & 2019 Objectives:**

- Maintain oversight of implementation of the Strategic Plan.
- Continue to direct use of Measure C funds for Police Department and Code Enforcement as directed by the City Council.
- Advocate for Antioch and WETA.
- Improve and promote the downtown as a destination for businesses and shoppers.
- Promote Antioch as a place to grow businesses and families.
- Maintain proactive approach to City water rights.
- Maintain and build upon strong relationships with Antioch Unified School District.
- Promote recent completion of Highway 4 widening and opening of BART in early 2018 as catalyst for economic development in Antioch and the region.

**CITY OF ANTIOCH  
2017-19 OPERATING BUDGET**



**GENERAL FUND – DEPARTMENTAL BUDGETS**

- Invest in expansion of library hours, blight eradication, expanded counter hours at City Hall and promoting Antioch through enhanced marketing and public relations efforts.
- Investigate and determine ballot measure(s) to maintain and enhance financial stability and sustainability.
- Continued to represent Antioch at the regional, state and national levels.
- Support Economic Development efforts to attract and sustain businesses.
- Enhance quality of life for citizens of Antioch by supporting programs and policies for crime reduction.

<b>CITY COUNCIL (100-1110)</b>								
	<b>2014-15 Actual</b>	<b>2015-16 Actual</b>	<b>2016-17 Budget</b>	<b>2016-17 Revised</b>	<b>2017-18 Proposed</b>	<b>% Change</b>	<b>2018-19 Proposed</b>	<b>% Change</b>
<b>Use of Funds:</b>								
Personnel	101,860	129,250	135,172	135,172	136,502	1%	147,327	8%
Services & Supplies	22,745	18,739	28,902	28,902	23,975	-17%	24,079	0%
Internal Services	(109,470)	(131,971)	(148,253)	(147,790)	(142,958)	-3%	(153,427)	7%
<b>Total Use of Funds</b>	<b>15,135</b>	<b>16,018</b>	<b>15,821</b>	<b>16,284</b>	<b>17,519</b>	<b>8%</b>	<b>17,979</b>	<b>3%</b>
Elected Officials	5.00	5.00	5.00	5.00	5.00		5.00	

**CITY OF ANTIOCH  
2017-19 OPERATING BUDGET**

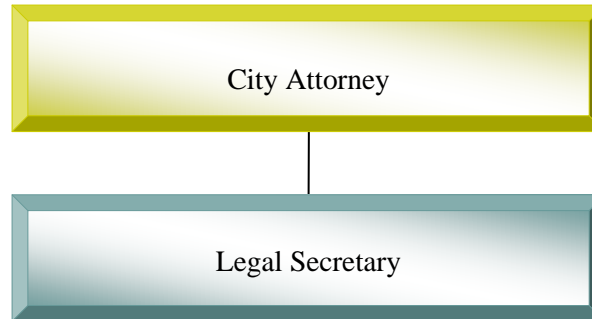


**GENERAL FUND – DEPARTMENTAL BUDGETS**

**CITY ATTORNEY (100-1120)**

The City Attorney's office is responsible for providing and supervising all legal services for the City and the City of Antioch serving as Successor Agency and Housing Successor to the Antioch Development Agency. The Office provides advice to Council, Commissions and staff on the Brown Act, Public Records Acts, conflicts of interests, public contracting, land use, environmental laws, employment, and other matters; prepares or reviews ordinances, contracts, leases and similar legal documents; is responsible for land acquisition; and oversees claims and litigation involving the City.

**CITY ATTORNEY**



# of Funded Positions	# of Filled Positions	# Vacant Funded Positions	# Proposed New Positions
2.00	1.00	1	0

**CITY OF ANTIOCH  
2017-19 OPERATING BUDGET**



**GENERAL FUND – DEPARTMENTAL BUDGETS**

---

**2016-2017 Accomplishments:**

- Managed claims and litigation matters for the City, including:
  - Police Department matters;
  - Legal challenge to medical marijuana ordinance;
  - Contractor payment dispute related to Prewett Park Playground project;
  - Inverse condemnation lawsuit related to West Antioch Creek Channel Improvement project;
  - Small claims court matters;
  - Enforcement of loan agreement related to former Antioch Development Agency's Down Payment Assistance Program.
  - Prop. 218 challenge to fund transfers between Sewer/Water Enterprise funds and General Fund.
  - Litigation involving state Department of Finance regarding Marina loan.
  - Claim related to City's water rights.
- Drafted ballot title and summary related to proposed ballot initiative to re-zone city-owned parcel in downtown and advised City Clerk's Office on election law issues.
- Drafted report and resolutions dissolving inactive City Council standing committees.
- Drafted report and resolution establishing a temporary moratorium on non-medical marijuana uses.
- Reviewed and drafted documents and advised on establishment of a benefit district to fund infrastructure improvements related to Laurel Ranch and Park Ridge projects.
- Reviewed and drafted documents and advised on establishment of community facilities district for police services.
- Managed drafting of revisions to tobacco regulations.
- Prepared draft donation bin ordinance.
- Provided oversight for the negotiation and execution of the Park Ridge and Laurel Ranch Development Agreements.
- Advised and assisted with proposed amendments to Development Agreement and Conditions of Approval for Vineyards at Sand Creek project.
- Advised on financing agreement for The Ranch project.
- Advised on infrastructure issues related to Aviano project.
- Assisted and advised on negotiation and drafting of a Remote Power Purchase Agreement with NRG.
- Updated Conflict of Interest code.
- Prepared background materials for new board, commissioners and committee members.
- Opposed *Pitchess* motions on behalf of Police Department.
- Oversaw AB 1234 compliance and provided conflict of interest advice.
- Advised and provided assistance regarding telecommunications leases.
- Prepared letters to the auditors regarding litigation and claims.
- Advised on various personnel matters.
- Drafted or reviewed numerous contracts and updated contract templates.
- Responded to Public Records Act requests, subpoenas and Grand Jury inquiries.
- Reviewed claims and consulted with City's third party risk manager/insurance risk pool on liability issue.
- Prepared Brown Act training policy for elected officials, appointed members of boards and administrative personnel.

**CITY OF ANTIOCH  
2017-19 OPERATING BUDGET**



**GENERAL FUND – DEPARTMENTAL BUDGETS**

- Reviewed agendas and staff reports and attended meetings of City Council, Planning Commission and Board of Administrative Appeals.
- Provided advice and support to all City departments regarding legal issues.

**2018 & 2019 Objectives:**

- Handle matters from Council and staff, and keep the Council apprised of legal matters.
- Continue overseeing prosecution and defense of claims and litigation involving the City.
- Continue to work with Departments on compliance with contract policies and new insurance requirements.
- Prepare ordinances requested by the City Council and staff as resource constraints allow.
- Continue emphasis on risk management and safety issues to keep “insurance” costs down.
- Review and update leases of City properties.
- Continue to oppose *Pitchess* motions on behalf of Police Department.
- Assist staff with legal issues related to development proposals.
- Continue to oversee AB 1234 compliance and provide conflict of interest advice.
- Continue to work with Public Works Department and consulting team on water rights issues.
- Continue to oversee matters relating to dissolution of Antioch Development Agency as they may arise.
- Work with staff to develop permanent non-medical marijuana regulations.
- Assist with land use/development issues related to Sand Creek Focus Area/FUA 1.
- Assist and advise as needed with General Plan Land Use Update and Downtown Specific Plan adoption.
- Work with Code Enforcement staff and Police Department to develop ordinances to provide additional enforcement tools for quality of life issues as necessary.
- Explore creative ways to supplement department staffing within financial constraints.

	<b>CITY ATTORNEY (100-1120)</b>						<b>% Change</b>	<b>2018-19 Proposed</b>	<b>% Change</b>
	<b>2014-15 Actual</b>	<b>2015-16 Actual</b>	<b>2016-17 Budget</b>	<b>2016-17 Revised</b>	<b>2017-18 Proposed</b>				
<b>Source of Funds:</b>									
Legal Fees	0	0	0	12,786	0	-100%	0	0%	
Other	6,095	0	0	881	0	-100%	0	0%	
<b>Total Source of Funds</b>	<b>6,095</b>	<b>0</b>	<b>0</b>	<b>13,667</b>	<b>0</b>	<b>-100%</b>	<b>0</b>	<b>0%</b>	
<b>Use of Funds:</b>									
Personnel	369,767	142,923	551,228	551,228	247,285	-55%	470,931	90%	
Services & Supplies	124,473	262,005	146,710	146,710	336,043	129%	140,637	-58%	
Internal Services	(454,724)	(374,716)	(638,716)	(638,289)	(533,172)	-16%	(565,950)	6%	
<b>Total Use of Funds</b>	<b>39,516</b>	<b>30,212</b>	<b>59,222</b>	<b>59,649</b>	<b>50,156</b>	<b>-16%</b>	<b>45,618</b>	<b>-9%</b>	
Funded FTE's	1.50	1.50	2.00	2.00	2.00		2.00		

**CITY OF ANTIOCH  
2017-19 OPERATING BUDGET**



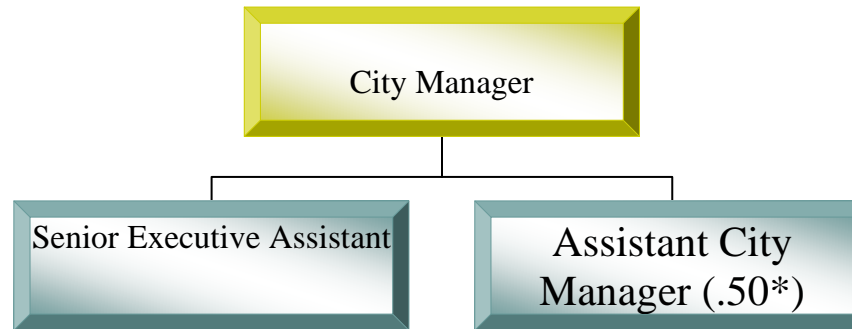
**GENERAL FUND – DEPARTMENTAL BUDGETS**

**CITY MANAGER (100-1130)**

The City Manager serves as the administrative head of the City government under the direction of the City Council and is responsible for carrying out the policies and directives of the City Council. The City Manager provides leadership to the City's executive managers and the organization as a whole in meeting the needs of the community and coordinating the provision of a wide range of municipal services.

The City Manager also provides administrative policy direction for fiscal planning; intergovernmental relations in responding to state, federal and regional issues with local impacts; and for communications - both internal and with the community at large. The City Manager attends all Council meetings, advising the Council on matters under consideration and makes Council policy recommendations as appropriate.

**CITY MANAGER**



# of Funded Positions	# of Filled Positions	# Vacant Funded Positions	# Proposed New Positions
2.5	2.00	0.50	0
*Position allocated .50 to Public Works division 100-2140.			

**CITY OF ANTIOCH  
2017-19 OPERATING BUDGET**



**GENERAL FUND – DEPARTMENTAL BUDGETS**

---

**2016-2017 Accomplishments:**

- Continue implementing the City's Strategic Plan.
- Completed two-year operating budget cycle for fiscal years 2017-2018 and 2018-2019.
- Continued hiring sworn police officers, other police personnel and Code Enforcement staff utilizing Measure C funding.
- Finalized labor contracts with five bargaining units, with negotiations in progress with one bargaining unit.
- Increased number of departments utilizing Facebook to improve community communications.
- Continued to protect Antioch's pre-1914 water rights.
- Launched a feasibility study for a desalination/brackish water plant to serve Antioch.
- Procured funding for the Downtown Specific Plan and the Land Use Element of the General Plan.
- Initiated downtown revitalization efforts.
- Advocated successfully for Antioch related to various WETA activities
- Provided long term financial projections for future budget planning.
- Continued to work with adjacent cities to explore cost sharing and interagency cooperation.
- Continued to represent Antioch at the regional, state and national levels.

**2018 & 2019 Objectives:**

- Organize and conduct a City Council Strategic Plan Goal Setting Workshop in Fall 2017.
- Assist Council in the hiring of a full time City Attorney.
- Continue downtown revitalization efforts including obtaining a tenant for the Humphrey's Restaurant building and securing a developer to construct higher density residential housing.
- Implement the Business Watch Partnership to encourage enhanced accountability between the City and local businesses.
- Increase economic development efforts, locally and regionally by working more collaboratively and strategically with neighboring cities and the county.
- Continue to address blighted commercial and residential properties to require property owner compliance with local Codes and Ordinances.
- Continue to streamline and improve the City's business processes.
- Continue weekly reports, and use of social media to keep Council and community informed.
- Update City Website to better organize and communicate information to community.
- Finalize negotiations with Antioch Public Works Employees Association bargaining unit MOUs.
- Begin negotiations with Antioch Treatment Plant Employees Association.
- Continue to monitor and protect the City's water rights.
- Finalize feasibility study and EIR for a desalination/brackish water plant to serve Antioch.
- Continue to successfully advocate for Antioch related to various WETA activities.
- Continue to work with adjacent cities to explore cost sharing and interagency cooperation.
- Support efforts to investigate revenue generating measures and renewals of existing measures.
- Implement City Council directives and communicate regularly to the City Council through weekly reports and one-on-one meetings.



**CITY OF ANTIOCH  
2017-19 OPERATING BUDGET**



**GENERAL FUND – DEPARTMENTAL BUDGETS**

- Form strategic partnerships with other jurisdictions, regional agencies and the private sector to expedite implementation of projects and address multi jurisdictional concerns.

<b>CITY MANAGER (100-1130)</b>								
	<b>2014-15 Actual</b>	<b>2015-16 Actual</b>	<b>2016-17 Budget</b>	<b>2016-17 Revised</b>	<b>2017-18 Proposed</b>	<b>% Change</b>	<b>2018-19 Proposed</b>	<b>% Change</b>
<b>Use of Funds:</b>								
Personnel	410,594	478,024	673,693	673,693	956,748	42%	793,005	-17%
Services & Supplies	82,204	92,887	115,441	115,441	110,701	-4%	111,546	1%
Internal Services	(489,469)	(565,616)	(734,712)	(733,934)	(824,023)	12%	(871,130)	6%
<b>Total Use of Funds</b>	<b>3,329</b>	<b>5,295</b>	<b>54,422</b>	<b>55,200</b>	<b>243,426</b>	<b>341%</b>	<b>33,421</b>	<b>-86%</b>
Funded FTE's	1.50	2.00	2.50	2.50	2.50		2.50	

**CITY OF ANTIOCH  
2017-19 OPERATING BUDGET**



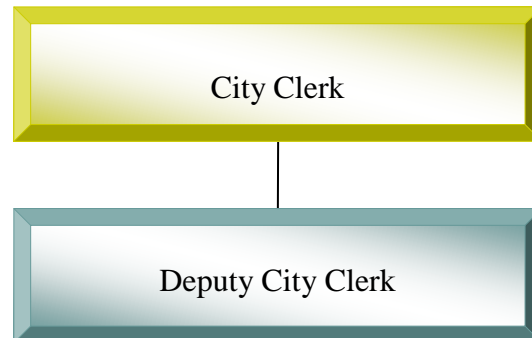
**GENERAL FUND – DEPARTMENTAL BUDGETS**

**CITY CLERK (100-1140)**

The position of City Clerk is elected to a four-year term and operates under statutory provision of the California Government Code, the Elections Code, and City ordinances and policies. The function of the City Clerk’s Office is staffed with one full-time regular Deputy City Clerk employee, with management oversight provided by the Administrative Services Director.

Duties of the City Clerk’s Office include: keeping records of the official actions of the City Council, City acting as Successor Agency to the Antioch Development Agency, Antioch Public Financing Authority and the Board of Administrative Appeals; preparing agendas for both Regular and Special City Council, Board of Administrative Appeals and the Sales Tax Citizens’ Oversight Committee Meetings, minutes and public hearing notices; conducting municipal elections as the Elections Officer, serving as filing officer for the implementation of the Political Reform Act; accepting claims and legal actions against the City; maintaining the Municipal Code; maintaining registration/ownership certificates for City vehicles; attesting City documents including resolutions, ordinances and agreements; conducting bid openings; receiving California Public records Act requests and ensuring a timely response; serving as the Secretary to the Board of Administrative Appeals and the Sales Tax Citizens’ Oversight Committee; and interacting with the City Council, City staff, and the general public on all related matters.

**CITY CLERK**



# of Funded Positions	# of Filled Positions	# Vacant Funded Positions	# Proposed New Positions
2	2	0	0

**CITY OF ANTIOCH  
2017-19 OPERATING BUDGET**



**GENERAL FUND – DEPARTMENTAL BUDGETS**

---

**2016-2017 Accomplishments:**

- Completed Fair Political Practice Commission (FPPC) Form 700 “Statement of Economic Interests” filings and forwarded GC 82700 filers to the FPPC.
- Received two notices of Intent to Circulate Petition for recall the Mayor. The proponent failed to submit petitions to the City Clerk within the specified time period and the petitions were voided.
- Tracked vacancies of City Boards and Commissions; notified Council of openings and prepared notices of vacancy; received and processed applications for future appointments.
- Coordinated and prepared correspondence agenda for the Board of Appeals including Board, staff, and appellant; finalized Board of Appeals notices of decisions and actions.
- Conducted the June 2016 Primary Election for Measure E initiative (Card Room) and Measure G (City Treasurer to appointed) ballot measure. Measure E passed and Measure G failed.
- Conducted the election for Mayor, two City Council seats, City Clerk and City Treasurer for the November 2016 General Election.
- Received two Notices of Intent to Circulate Petition for “Save the Yard”. The first one failed due to an insufficient number of valid signatures of registered Antioch voters. The second initiative was voided for failure to submit petitions within 180 days of receiving the City Attorney’s Title & Summary.
- Received and assisted all public records requests in accordance with the Public Records Act.
- Continued working on an inventory of over 1700 boxes of files and records in the Records Warehouse.
- Processed Proclamations and Certificates of Recognition for the City Council.
- Participated in training through the City Clerks Association of California towards becoming a Certified Municipal Clerk.

**2018 & 2019 Objectives:**

- Conduct the election for a total of 2 Council seats for the November 2018 General Election.
- Prepare for potential ballot measures in 2018 or 2020.
- Assure the timely filing of Statements of Economic Interests and Campaign Expense Reports in accordance with the Political Reform Act.
- Continue scanning City documents and historical resolutions into imaging system,
- Continue to track vacancies of City Boards and Commissions as well as coordinate the Board of Appeals meetings and the Sales Tax Citizens’ Oversight Committee.
- Complete electronic database of all files and records held in the Records Warehouse.
- Begin posting all Fair Political Practice Commission forms for candidates, committees, and Statement of Economic Interests online at the City website.
- Create a City Clerk’s page on the City website to make more City records available to the general public via the Internet for greater transparency.
- Participate in training sessions through the City Clerks Association of California.
- Implement the online Public Records Act request program.

**CITY OF ANTIOCH  
2017-19 OPERATING BUDGET**



**GENERAL FUND – DEPARTMENTAL BUDGETS**

<b>CITY CLERK (100-1140)</b>								
	<b>2014-15 Actual</b>	<b>2015-16 Actual</b>	<b>2016-17 Budget</b>	<b>2016-17 Revised</b>	<b>2017-18 Proposed</b>	<b>% Change</b>	<b>2018-19 Proposed</b>	<b>% Change</b>
<b>Source of Funds:</b>								
Other	2,640	497	0	9,173	0	-100%	0	0%
<b>Total Source of Funds</b>	<b>2,640</b>	<b>497</b>	<b>0</b>	<b>9,173</b>	<b>0</b>	<b>0%</b>	<b>0</b>	<b>0%</b>
<b>Use of Funds:</b>								
Personnel	126,511	136,107	147,051	144,551	147,609	2%	157,917	7%
Services & Supplies	95,411	136,491	132,790	135,290	229,164	69%	228,642	0%
Internal Services	(204,774)	(167,878)	(253,909)	(253,594)	(198,410)	-22%	(373,670)	88%
<b>Total Use of Funds</b>	<b>17,148</b>	<b>104,720</b>	<b>25,932</b>	<b>26,247</b>	<b>178,363</b>	<b>580%</b>	<b>12,889</b>	<b>-93%</b>
Funded FTE's	2.00	2.00	2.00	2.00	2.00		2.00	

**CITY OF ANTIOCH  
2017-19 OPERATING BUDGET**



**GENERAL FUND – DEPARTMENTAL BUDGETS**

**CITY TREASURER (100-1150)**

The City Treasurer is elected to a four-year term of office. The duties of a City Treasurer are to receive and safely keep all money coming into the City; to comply with all laws governing the deposit and securing of public funds and the handling of trust funds in the possession of the City; to pay out money on warrants signed by persons legally designated by the City; to call in money from inactive deposits and place it in active deposits as current demands require; and to deposit money for which there is no demand as inactive deposits into active deposit accounts.

Antioch's City Treasurer reviews all travel expenses to ensure compliance with the City's travel policy; processes interest checks from certificates of deposit; reviews all warrants and field checks issued; and reviews and approves the monthly Investment Report to Council.

**2016-17 Accomplishments:**

- Insured that the city's investment portfolio was not at risk.
- Reviewed State and Federal updates to keep the City's portfolio in compliance.
- Continued review of travel meal expenses.

**2018 & 2019 Objectives:**

- Continue review of travel expenses, warrants and field checks.
- Review travel policy on a yearly basis.
- Review Investment Policy on a yearly basis for any necessary changes.

<b>CITY TREASURER (100-1150)</b>								
	<b>2014-15</b>	<b>2015-16</b>	<b>2016-17</b>	<b>2016-17</b>	<b>2017-18</b>	<b>%</b>	<b>2018-19</b>	<b>%</b>
	<b>Actual</b>	<b>Actual</b>	<b>Budget</b>	<b>Revised</b>	<b>Proposed</b>	<b>Change</b>	<b>Proposed</b>	<b>Change</b>
<b>Source of Funds:</b>								
Billings to Departments	190,366	203,842	257,578	257,490	258,026	0%	275,882	7%
<b>Total Source of Funds</b>	<b>190,366</b>	<b>203,842</b>	<b>257,578</b>	<b>257,490</b>	<b>258,026</b>	<b>0%</b>	<b>275,882</b>	<b>7%</b>
<b>Use of Funds:</b>								
Personnel	43,874	49,896	52,964	52,964	51,603	-3%	54,373	5%
Services & Supplies	125,363	132,478	177,846	177,161	181,004	2%	189,230	5%
Internal Services	21,129	21,468	27,202	27,365	25,419	-7%	32,279	27%
<b>Total Use of Funds</b>	<b>190,366</b>	<b>203,842</b>	<b>258,012</b>	<b>257,490</b>	<b>258,026</b>	<b>0%</b>	<b>275,882</b>	<b>7%</b>
Funded FTE's	1.15	1.15	1.15	1.15	1.15		1.15	

**CITY OF ANTIOCH  
2017-19 OPERATING BUDGET**



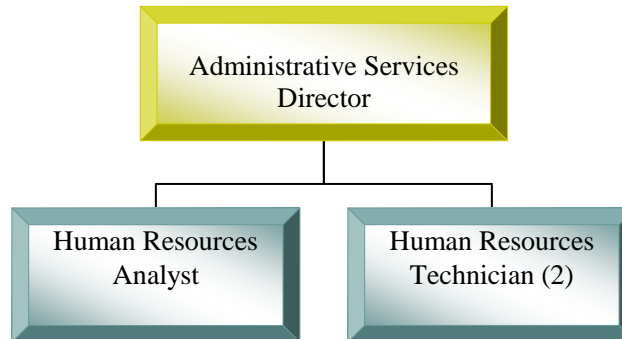
**GENERAL FUND – DEPARTMENTAL BUDGETS**

**HUMAN RESOURCES (100-1160)**

The Human Resources Department is responsible for overseeing the management of personnel services including recruitment; benefit administration, employee relations, labor relations, training, and maintaining the personnel classification and compensation system. The Human Resources Department strives to provide outstanding service to both our internal and external customers. The primary objectives of the department staff are:

- Obtaining qualified staff through a tailored recruitment and selection process specific to the position and department needs.
- Ensuring and managing classification, compensation, performance evaluation and benefit structures that are fair and equitable, within our fiscal abilities.
- Assisting employees with various employment related activities.
- Building trusting relationships with our employees and our labor partners as part of our Employer/Employee relations and labor relations efforts.
- Providing staff development through training opportunities.
- Assisting supervisors and managers with labor related situations.

**HUMAN RESOURCES**



# of Funded Positions	# of Filled Positions	# Vacant Funded Positions	# Proposed New Positions
4.0	3.0	1	0

**CITY OF ANTIOCH  
2017-19 OPERATING BUDGET**



**GENERAL FUND – DEPARTMENTAL BUDGETS**

---

**2016-2017 Accomplishments:**

- Sustained continuous recruitment efforts for sworn Police Officer positions.
- Completed 53 recruitments for classifications throughout the City operations.
- Completed annual health, dental and vision open enrollments, including new provisions of the Affordable Health Care Act.
- Worked with legal and outside vendor for the preparation and submittal of Affordable Care Act forms 1094C and 1095C.
- Negotiated new collective bargaining agreements with Confidential Unit, Management Unit, Antioch Police Officers Association, Antioch Police Sworn Management Association, and Operating Engineers Local Union No. 3 bargaining units.
- Initiated negotiations for new collective bargaining agreement with Public Employees Union Local 1 bargaining unit.
- Completed decertification election.
- Initiated negotiation for new collective bargaining agreement with Antioch Public Works Employees Association (the former Public Employees Union Local 1 bargaining unit).
- Reviewing the draft of new Employer/Employee Relations Resolution.
- Reviewing the draft of new Personnel Rules, including incorporation of applicable Administrative Policies.
- Held Service Awards Ceremony (for calendar years 2013, 2014, and 2015)
- Reviewed and updated forms available on the intranet.
- Served as the Board of Directors representative for Municipal Pooling Authority.

**2018 & 2019 Objectives:**

- Negotiate new collective bargaining agreement with Antioch Public Works Employees Association bargaining unit.
- Initiate negotiations with the Treatment Plant Employees' Association bargaining unit.
- Negotiate new Employer/Employee Relations Resolution and Personnel Rules with bargaining units.
- Review non-labor related Administrative Policies and Procedures; update as needed.
- Complete Risk Management Assessment process and enhance the City's Safety and Loss Control Program based on findings.
- Complete annual open enrollments for health, dental and vision plans.
- Complete annual filings and continue monitoring changes for the Affordable Care Act.
- Continue all recruitment efforts.
- Continue Service Awards Ceremony.
- Complete revisions to the Injury and Illness Prevention Program.
- Complete special projects as assigned by the City Manager.

**CITY OF ANTIOCH  
2017-19 OPERATING BUDGET**



**GENERAL FUND – DEPARTMENTAL BUDGETS**

<b>HUMAN RESOURCES (100-1160)</b>								
	<b>2014-15 Actual</b>	<b>2015-16 Actual</b>	<b>2016-17 Budget</b>	<b>2016-17 Revised</b>	<b>2017-18 Proposed</b>	<b>% Change</b>	<b>2018-19 Proposed</b>	<b>% Change</b>
<b>Use of Funds:</b>								
Personnel	553,825	625,738	654,334	654,334	684,464	5%	728,906	6%
Services & Supplies	95,133	125,860	164,988	164,988	160,520	-3%	158,823	-1%
Internal Services	(633,196)	(738,837)	(784,637)	(784,099)	(809,769)	3%	(853,348)	5%
<b>Total Use of Funds</b>	<b>15,762</b>	<b>12,761</b>	<b>34,685</b>	<b>35,223</b>	<b>35,215</b>	<b>0%</b>	<b>34,381</b>	<b>-2%</b>
Funded FTE's	4.00	4.00	4.00	4.00	4.00		4.00	



**CITY OF ANTIOCH  
2017-19 OPERATING BUDGET**



**GENERAL FUND – DEPARTMENTAL BUDGETS**

**ECONOMIC DEVELOPMENT (100-1180)**

The Economic Development Department improves the local economy by providing programs to attract, retain, expand and assist business in Antioch. Department goals include promoting a positive business environment, expanding the local tax base, creating opportunities for new jobs, retail shops, employment centers and quality dining experiences. Staff works with the Economic Development Commission (EDC) on a variety of interests and strategy development. In order for the City of Antioch to significantly improve its financial strength, it must take advantage of the current economic upswing and other positive factors. The City must leverage the economic recovery, Highway 4 widening, eBART and annexation to grow Antioch’s economy in general in order to improve the quality of life in Antioch. Staff participates in collaborative economic development efforts that focus on establishing a regional identity in East Contra Costa County and along the Northern Waterfront, strengthening the local economy and attracting job-creating businesses.

**ECONOMIC DEVELOPMENT**



# of Funded Positions	# of Filled Positions	# Vacant Funded Positions	# Proposed New Positions
1	1	0	0
*City Manager position allocated to City Manager division 100-1130.			

**CITY OF ANTIOCH  
2017-19 OPERATING BUDGET**



**GENERAL FUND – DEPARTMENTAL BUDGETS**

---

**2016-2017 Accomplishments:**

- Continued to provide information and assistance to businesses/investors considering Antioch.
- Continued participation in the regional economic development efforts, including the Northern Waterfront Economic Development Initiative.
- Helped procure funding for and continued ongoing involvement in the Downtown Specific Plan and the Land Use Element of the General Plan.
- Continued to facilitate community-oriented economic development activities.
- Created a Broker and Developers roundtable luncheon to share information and create a relationship with the local commercial real estate brokers.
- Completed sale of Bedford Center property.
- Initiated a pilot program with Fresh Approach for a weekly produce mobile truck.
- Continued to market Humphrey's Restaurant.
- Contributed to City Hall Facebook page to promote Antioch.
- Continued with downtown revitalization efforts, including collaborations with downtown businesses, the Chamber of Commerce, Downtown Merchants, AmTrak, Arts and Culture, and the Parks & Recreation Department.

**2018 & 2019 Objectives:**

- Continue downtown revitalization efforts.
- Create and implement a plan to expand outreach to existing business.
- Continue to promote development and business opportunities throughout the City.
- Work with developers to create more homes, jobs, stores, services and necessary infrastructure.
- Focus resources on Priority Development Areas and Somersville and L Street corridor areas.
- Support Antioch Chamber's "Shop Local" campaign.
- Continue to advocate for development of a downtown ferry terminal.
- Continue to work on the disposition and development of various City and former Antioch Development Agency owned properties, primarily downtown.
- Continue to participate in regional economic development efforts, including with the East Bay Leadership Council, Chamber of Commerce, Contra Costa Economic Partnership, East Bay Economic Development Alliance, EC<sup>2</sup>, ICSC, CALED, East Bay EDA, GoBiz, and the Northern Waterfront Development Initiative.
- Create and implement a marketing campaign for Antioch.
- Complete Sale of old fire station site at 4527 Deerfield Drive.
- Lease or sale of Humphrey's.
- Update the City's economic development web pages.
- Continue to use social media to promote Antioch.

**CITY OF ANTIOCH  
2017-19 OPERATING BUDGET**



**GENERAL FUND – DEPARTMENTAL BUDGETS**

<b>ECONOMIC DEVELOPMENT (100-1180)</b>								
	<b>2014-15 Actual</b>	<b>2015-16 Actual</b>	<b>2016-17 Budget</b>	<b>2016-17 Revised</b>	<b>2017-18 Proposed</b>	<b>% Change</b>	<b>2018-19 Proposed</b>	<b>% Change</b>
<b>Use of Funds:</b>								
Personnel	129,024	149,038	155,449	155,697	161,875	4%	171,485	6%
Services & Supplies	104,039	141,426	196,865	196,315	282,728	44%	229,950	-19%
Internal Services	37,654	41,160	50,669	50,849	48,730	-4%	57,423	18%
<b>Total Use of Funds</b>	<b>270,717</b>	<b>331,624</b>	<b>402,983</b>	<b>402,861</b>	<b>493,333</b>	<b>22%</b>	<b>458,858</b>	<b>-7%</b>
Funded FTE's	1.00	1.00	1.00	1.00	1.00		1.00	

**CITY OF ANTIOCH  
2017-19 OPERATING BUDGET**



**GENERAL FUND – DEPARTMENTAL BUDGETS**

---

**FINANCE DEPARTMENT**

The Finance Department provides internal support to other City Departments and external support to other government agencies by providing financial information to facilitate their decision making process. The Department administers more than 50 funds in accordance with Generally Accepted Accounting Principles. The Department is also responsible for overseeing the City's compliance with purchasing guidelines.

Along with the City Treasurer, the Finance Department is responsible for the safekeeping, management and accounting of the City's financial assets. The Department also supplies timely and accurate financial reports to elected and appointed officials and to the State. The Finance Department works with the City Manager to ensure that a sound program of fiscal control is undertaken with respect to developing and implementing the annual budget. The following divisions are in the Finance Department:

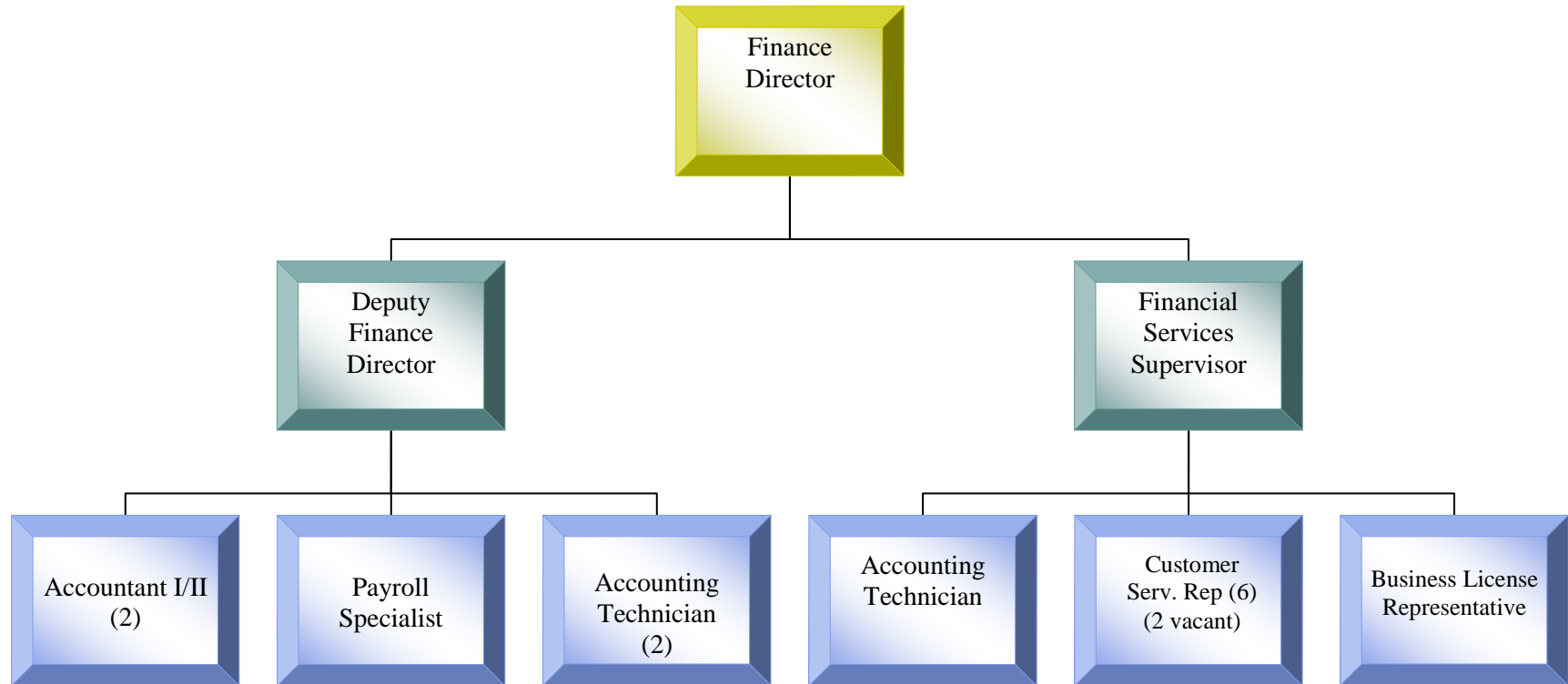
- Administration
- Accounting
- Operations

**CITY OF ANTIOCH  
2017-19 OPERATING BUDGET**



**GENERAL FUND – DEPARTMENTAL BUDGETS**

**FINANCE DEPARTMENT**



# of Funded Positions	# of Positions Filled	# Vacant Funded Positions	# Proposed New Positions
16*	14*	2*	0

\*Although 16 actual positions under Finance, some positions split funding as follows:  
 Finance Director - .80 Gen Fund Finance, .05 Gen Fund City Treasurer, .15 Wtr/Swr  
 Accountant – 1.90 Gen Fund Finance, .10 Gen Fund City Treasurer  
 Financial Services Supervisor - .15 Gen Fund Finance, .85 Wtr/Swr  
 Customer Service Rep. - .50 Gen Fund Finance, 5.5 Wtr/Swr

**CITY OF ANTIOCH  
2017-19 OPERATING BUDGET**



**GENERAL FUND – DEPARTMENTAL BUDGETS**

FINANCE SUMMARY								
	2014-15 Actual	2015-16 Actual	2016-17 Budget	2016-17 Revised	2017-18 Proposed	% Change	2018-19 Proposed	% Change
<b>SOURCE OF FUNDS:</b>								
Billings to Departments	35,068	29,903	35,010	23,000	25,000	9%	25,000	0%
Administrative Services	79,300	41,200	20,000	41,200	20,000	-51%	10,000	-50%
Other	431	447	340	340	340	0%	340	0%
<b>TOTAL SOURCE OF FUNDS</b>	<b>114,799</b>	<b>71,550</b>	<b>55,350</b>	<b>64,540</b>	<b>45,340</b>	<b>-30%</b>	<b>35,340</b>	<b>-22%</b>
<b>USE OF FUNDS:</b>								
Personnel	926,626	1,080,153	1,186,117	1,155,194	1,179,129	2%	1,253,679	6%
Services & Supplies	517,960	579,146	598,489	629,137	595,586	-5%	621,350	4%
Internal Services	(1,414,289)	(1,630,522)	(1,669,160)	(1,740,581)	(1,728,718)	-1%	(1,824,613)	6%
<b>TOTAL USE OF FUNDS</b>	<b>30,297</b>	<b>28,777</b>	<b>115,446</b>	<b>43,750</b>	<b>45,997</b>	<b>5%</b>	<b>50,416</b>	<b>10%</b>

	Funded 2016-17	Funded 2017-18	Funded 2018-19
<b>Funded FTE's:</b>			
Finance Administration	0.80	0.80	0.80
Finance Accounting	5.90	5.90	5.90
Finance Operations	1.65	1.65	1.65
<b>Total Finance Funded FTE's</b>	<b>8.35</b>	<b>8.35</b>	<b>8.35</b>

**CITY OF ANTIOCH  
2017-19 OPERATING BUDGET**



**GENERAL FUND – DEPARTMENTAL BUDGETS**

**FINANCE ADMINISTRATION (100-1210)**

Finance Administration is responsible for overseeing the management of all Financial Services Fund operations. Finance Administration is also responsible for supplying timely and accurate financial reports of the City's affairs to elected and appointed officials and to the State to ensure that a sound program of fiscal control is undertaken with respect to implementing the budget. The Finance Director is also the Controller for the Antioch Area Public Facilities Financing Agency (Mello Roos).

**2016-2017 Accomplishments:**

- Prepared two-year budget for Fiscal Years 2017-19 for the following: City, City of Antioch as Successor Agency and Housing Successor to the Antioch Development Agency and Antioch Public Financing Authority (APFA) before June 30, 2017.
- Received a Certificate of Achievement for Excellence in Financial Reporting for the fiscal year ended June 30, 2015.
- Acted as staff liaison to the Sales Tax Citizens' Oversight Committee.

**2018 & 2019 Objectives:**

- Continue to look for ways to improve customer service provided by the Finance Department.
- Continue to look for process and technological efficiencies within the Finance Department.
- Serve as alternate board member to the Board of Directors and Executive Committee representative for Municipal Pooling Authority.
- Continue to act as staff liaison to the Sales Tax Citizens' Oversight Committee.

<b>FINANCE ADMINISTRATION (100-1210)</b>								
	<b>2014-15</b>	<b>2015-16</b>	<b>2016-17</b>	<b>2016-17</b>	<b>2017-18</b>	<b>%</b>	<b>2018-19</b>	<b>%</b>
	<b>Actual</b>	<b>Actual</b>	<b>Budget</b>	<b>Revised</b>	<b>Proposed</b>	<b>Change</b>	<b>Proposed</b>	<b>Change</b>
<b>Source of Funds:</b>								
Admin Services Mello Roos	41,200	41,200	20,000	41,200	20,000	-51%	10,000	-50%
Other	174	189	0	0	0	0%	0	0%
<b>Total Source of Funds</b>	<b>41,374</b>	<b>41,389</b>	<b>20,000</b>	<b>41,200</b>	<b>20,000</b>	<b>-51%</b>	<b>10,000</b>	<b>-50%</b>
<b>Use of Funds:</b>								
Personnel	199,417	219,967	240,487	240,487	236,400	-2%	253,025	7%
Services & Supplies	102,537	123,733	127,538	127,263	140,851	11%	146,448	4%
Internal Services	(298,151)	(342,088)	(355,467)	(355,207)	(373,386)	5%	(393,739)	5%
<b>Total Use of Funds</b>	<b>3,803</b>	<b>1,612</b>	<b>12,558</b>	<b>12,543</b>	<b>3,865</b>	<b>-69%</b>	<b>5,734</b>	<b>48%</b>
Funded FTE's	0.80	0.80	0.80	0.80	0.80		0.80	

**CITY OF ANTIOCH  
2017-19 OPERATING BUDGET**



**GENERAL FUND – DEPARTMENTAL BUDGETS**

---

**ACCOUNTING SERVICES DIVISION (100-1220)**

The Accounting Services Division provides services, information and analyses to the public. This is accomplished by providing budgeting, accounting, accounts payable and payroll processing; preparing the Comprehensive Annual Financial Report (CAFR); coordinating various audits; accounting for City grants and requesting grant reimbursements from other agencies; providing financial data and assistance to all City departments; and preparing reports needed by City management and other governmental agencies. The Accounting Services Division is also responsible for reviewing and implementing the City's purchasing policy designed to obtain maximum value for goods and services expended by the City. The purchasing function itself is decentralized among the departments.

**2016-2017 Accomplishments:**

- Published the Comprehensive Annual Financial Report (CAFR) financial statements by December 31.
- Provided timely and accurate payroll services to all employees and processed payment invoices submitted by vendors in a timely fashion.
- Issued purchase orders accurately and timely.
- Filed all grant reports and submitted all grant reimbursement in a timely manner in accordance to grant agreements.
- Continue to improve document management by imaging pertinent documents, thus reducing paper filing.
- Successfully implemented software upgrade for the City's General Ledger/Payroll/HR financial system.

**2018 & 2019 Objectives:**

- Complete implementation of Executime timekeeping system.
- Provide timely and accurate payroll services to all employees.
- Audit and process payment invoices submitted by suppliers and contractors in a timely fashion.
- Prepare and publish the CAFR by December 31 each year.
- Receive the award of excellence in financial reporting from the Government Finance Officer's Association.
- Review purchase requisitions based on City's current purchasing policy and issue purchase order accurately and in a timely manner.
- File all required grant reports and reimbursements on a timely manner in accordance to grant agreement.
- Continue to implement ways to improve document management.
- Send out an RFP for audit services during FY19.
- Successfully complete upgrade of financial system software and implement on-line timekeeping.



**CITY OF ANTIOCH  
2017-19 OPERATING BUDGET**



**GENERAL FUND – DEPARTMENTAL BUDGETS**

<b>FINANCE ACCOUNTING (100-1220)</b>								
	<b>2014-15 Actual</b>	<b>2015-16 Actual</b>	<b>2016-17 Budget</b>	<b>2016-17 Revised</b>	<b>2017-18 Proposed</b>	<b>% Change</b>	<b>2018-19 Proposed</b>	<b>% Change</b>
<b>Source of Funds:</b>								
Admin. Services-Assessment Dist.	38,100	0	0	0	0	0%	0	0%
Other	257	258	340	340	340	0%	340	0%
<b>Total Source of Funds</b>	<b>38,357</b>	<b>258</b>	<b>340</b>	<b>340</b>	<b>340</b>	<b>0%</b>	<b>340</b>	<b>0%</b>
<b>Use of Funds:</b>								
Personnel	642,894	709,525	785,489	754,566	757,876	0%	802,541	6%
Services & Supplies	314,312	375,100	372,970	403,893	355,780	-12%	375,944	6%
Internal Services	(943,501)	(1,070,249)	(1,066,087)	(1,138,652)	(1,097,553)	-4%	(1,161,055)	6%
<b>Total Use of Funds</b>	<b>13,705</b>	<b>14,376</b>	<b>92,372</b>	<b>19,807</b>	<b>16,103</b>	<b>-19%</b>	<b>17,430</b>	<b>8%</b>
Funded FTE's	4.90	4.90	5.90	5.90	5.90		5.90	

**CITY OF ANTIOCH  
2017-19 OPERATING BUDGET**



**GENERAL FUND – DEPARTMENTAL BUDGETS**

---

**FINANCE OPERATIONS DIVISION (100-1230)**

Finance Operations is responsible for all functions pertaining to accounts receivable, business licenses, utility billing, collections, cash handling, deposit processing, data entry and delivery of U.S. postal mail for all City departments.

**2016-2017 Accomplishments:**

- Successfully continued drought message communications to water customers for immediate and ongoing voluntary conservation as a collaborative effort with the Public Works department.
- Successfully continued to work closely with MuniServices to identify and license unlicensed businesses and landlords to increase revenue collections for the City.
- Successfully implemented EMV (Europay, MasterCard and Visa) technology (credit card chip machines) which is more secure than magnetic-strip technology.
- Provided necessary financial data information to the water rate study consultant to assist in the review and determination of any rate changes.
- Successfully continued to identify paper storage processes that could be scanned/stored in secure electronic storage folders.

**2018 & 2019 Objectives:**

- Continue to work closely with MuniServices to identify and license unlicensed businesses and landlords to increase revenue collections for the City. Explore possibility of increased staffing in Business Licensing division once MuniServices contract expires.
- Fill vacant Customer Service positions. Train and develop newly hired staff members in department policies and procedures.
- Review awarded contracts for expiring services and renew or request bids accordingly.
- Continued to identify paper storage processes that could be converted and scanned/stored in secure electronic storage folders.

**CITY OF ANTIOCH  
2017-19 OPERATING BUDGET**



**GENERAL FUND – DEPARTMENTAL BUDGETS**

FINANCE OPERATIONS (100-1230)								
	2014-15 Actual	2015-16 Actual	2016-17 Budget	2016-17 Revised	2017-18 Proposed	% Change	2018-19 Proposed	% Change
<b>Source of Funds:</b>								
Billings to Departments	35,068	29,903	35,010	23,000	25,000	9%	25,000	0%
<b>Total Source of Funds</b>	<b>35,068</b>	<b>29,903</b>	<b>35,010</b>	<b>23,000</b>	<b>25,000</b>	<b>9%</b>	<b>25,000</b>	<b>0%</b>
<b>Use of Funds:</b>								
Personnel	84,315	150,661	160,141	160,141	184,853	15%	198,113	7%
Services & Supplies	101,111	80,313	97,981	97,981	98,955	1%	98,958	0%
Internal Services	(172,637)	(218,185)	(247,606)	(246,722)	(257,779)	4%	(269,819)	5%
<b>Total Use of Funds</b>	<b>12,789</b>	<b>12,789</b>	<b>10,516</b>	<b>11,400</b>	<b>26,029</b>	<b>128%</b>	<b>27,252</b>	<b>5%</b>
Funded FTE's	0.65	1.65	1.65	1.65	1.65		1.65	

**CITY OF ANTIOCH  
2017-19 OPERATING BUDGET**



**GENERAL FUND – DEPARTMENTAL BUDGETS**

**NON-DEPARTMENTAL DEPARTMENT**

The Non-Departmental classification is for revenues and expenditures that are not attributed to any one City department or division within the General Fund. Revenue items recognized in Non-Departmental include property taxes, franchise fees, business licenses, and sales and use tax.

Non-Departmental operating expenses include insurance policies and claims, sales tax audits, property tax audits, ABAG and League of California Cities membership dues.

<b>GENERAL FUND NONDEPARTMENTAL (100-1250)</b>								
	<b>2014-15 Actual</b>	<b>2015-16 Actual</b>	<b>2016-17 Budget</b>	<b>2016-17 Revised</b>	<b>2017-18 Proposed</b>	<b>% Change</b>	<b>2018-19 Proposed</b>	<b>% Change</b>
<b>Source of Funds:</b>								
Taxes	31,850,755	35,642,553	36,143,957	37,591,157	38,475,001	2%	39,928,863	4%
Investment Income & Rentals	552,327	713,342	538,045	565,215	575,000	2%	585,000	2%
Revenue from other Agencies	993,477	238,229	70,000	75,562	80,000	6%	80,000	0%
Charges for Services	9,976	9,425	10,480	13,990	10,550	-25%	10,550	0%
Other	1,040,679	2,301,190	1,986,288	1,986,288	1,162,500	-41%	600,000	-48%
<b>Total Source of Funds</b>	<b>34,447,214</b>	<b>38,904,739</b>	<b>38,748,770</b>	<b>40,232,212</b>	<b>40,303,051</b>	<b>0%</b>	<b>41,204,413</b>	<b>2%</b>
<b>Use of Funds:</b>								
Personnel	16,107	462,028	303,910	303,910	20,600	-93%	20,600	0%
Services & Supplies	1,230,709	2,904,421	2,585,080	2,420,299	2,642,013	9%	2,570,075	-3%
Transfers Out	300,000	0	228,910	0	0	0%	120,000	100%
Internal Services	(1,505,007)	(1,958,561)	(2,200,545)	(2,198,955)	(2,201,075)	0%	(2,198,563)	0%
<b>Total Use of Funds</b>	<b>41,809</b>	<b>1,407,888</b>	<b>917,355</b>	<b>525,254</b>	<b>461,538</b>	<b>-12%</b>	<b>512,112</b>	<b>11%</b>
Funded FTE's	0.00	0.00	0.00	0.00	0.00		0.00	

**CITY OF ANTIOCH  
2017-19 OPERATING BUDGET**



**GENERAL FUND – DEPARTMENTAL BUDGETS**

---

**PUBLIC WORKS DEPARTMENT**

The Public Works Department consists of Administration, Streets, Signs and Street Lights, Facilities, Fleet, Parks, Wastewater Collections, Channels (NPDES), Water Treatment and Distribution, Geographic Information Systems, Marina Operations, Engineering and Land Development Services, Capital Improvements, the City's Warehouse & Central Stores Operation, and protects the City's pre-1914 water rights. The Department is responsible for the administration, oversight of the design, construction, inspection, engineering and maintenance of all City infrastructure, as well as the development and implementation of the City's Five-Year Capital Improvement Program.

Accomplishments, Goals and Objectives for the Public Works Department are presented by division with the 2016-2017 Accomplishments listed first, followed by the 2018 & 2019 Goals/Objectives:

**2016-2017 Accomplishments:**

**Public Works Engineering and Land Development Services, Account: 1005150**

- Staff provided support for SR4 Widening and BART Projects:
  - Segment 2 (Contra Loma Blvd-L St/G St) 99% complete: Final punch list items are being completed.
  - Segment 3A (A St-Lone Tree Way/Cavallo Road-Garrow Drive) 99% complete: Final punch list items are being completed.
  - Segment 3B (Hillcrest Ave) 99% complete. Final punch list items are being completed.
  - BART Parking Lot and Maintenance Facility, 100% complete. Offsite sewer is under construction.
  - The SR4/SR160 NB and SB ramp connector project completed.
- Completed construction of Buchanan Crossings Phase I (CVS, Grocery Outlet).
- Recordation of City Sports Club lot merger and easement vacation.
- Approval & completed construction of new Taco Bell restaurant.
- Staff approval of Nelson Ranch Unit 1 off-site Wild Horse Road improvement plans.
- Recordation of lot line adjustments for PG&E and Wilkinson-VanSandt.
- Council acceptance of tract improvements for Viera Ranch Unit 2, Phase 3, Subdivision 7220.
- Council approval of tentative maps for the following projects:
  - Aviano Subdivision 9249 (Aviano Farms).
  - Heidorn Village Subdivision 9385 (Mission Peak.)
  - Vineyards @ Sand Creek Subdivision 9390 (GBN Partners).
- Staff provided support for SR4 Widening projects:
  - Segment 2 (Contra Loma Blvd-L Street/G Street) 99% complete: Final punch list items are being completed.
  - Segment 3A (A Street-Lone Tree Way/Cavallo Road-Garrow Drive) 99% complete: Final punch list items are being completed.
  - Segment 3B (Hillcrest Avenue) 99% complete. Final punch list items are being completed.
  - eBART Parking Lot and Maintenance Facility, 100% complete. Offsite sewer under construction.
- Approval and construction of new The Habit Burger restaurant

**CITY OF ANTIOCH  
2017-19 OPERATING BUDGET**



**GENERAL FUND – DEPARTMENTAL BUDGETS**

---

- Approval of the Crossings Starbucks remodel
- Council approval of and recorded lot merger for Vineyard Self Storage facility
- Approval and construction of Mini Mart/76 Station remodel
- Construction of Tabora Gardens Apartments
- Completion of Almondridge East Subdivision 8880 plot plan reviews for new home construction
- Recordation of Lakeview Medical Office Building easement vacation & quitclaim
- Recordation of Rahmany vacation, quitclaim and lot line adjustment
- Recordation of Delta Villa Estates dedication vacation and quitclaim
- Council approval of East Lone Tree Specific Plan Benefit District & Reimbursement Agreement
- Council approval of Community Facilities District (CFD) 2016-01 (Police Protection)
- Council approval of final map and improvement plans for the following project(s):
  - Park Ridge Subdivision 8846 (Davidon Homes) 123 units
- Commencement of grading, tract improvements and model home construction for Park Ridge Subdivision 8846 (Davidon Homes)
- Council approval of tentative map for the following project(s):
  - Laurel Ranch Subdivision 8741 (Richland Communities)

**Public Works Capital Improvements Program, Accounts: 1005170, 1005180**

- Developed the 2016-21 Five-Year Capital Improvement Program.
- Obtained grant funding from the State of California, Department of Parks and Recreation, Division of Boating and Waterways for construction of a third boarding float and restroom at the Antioch Marina Boat Launch facility.
- Completed the design, and construction of the third boarding float at the Antioch Marina Boat Launch facility.
- Obtained grant funding from MTC for L Street Pathway to Transit-Bike and Pedestrian Improvement from HWY 4 to the Antioch Marina.
- Completed the Asphalt Pavement Dig out and Pavement Rehabilitation Designed
- Secured grant funding from MTC, for the Sidewalk, Handicap Ramps and Pedestrian Improvements for the “Various Locations” project.
- Completed the design and construction of the 9<sup>th</sup> Street Roadway Improvement project.
- Completed the design and construction of the CDBG Downtown Roadway Rehabilitation project, including W. 2<sup>nd</sup> Street.
- Completed the design and construction of the cured-in-place pipe rehabilitation of the sanitary sewer main on Country Hills Drive.
- Completed the design and construction of the Country Hills Drive and Cavallo Road roadway rehabilitation project.
- Completed the design and construction of at the Canal Pumps No. 2 and No. 4 improvement project.
- Completed the design and construction of the Prewett Park All-abilities Sprayground and Playground Facilities project.
- Completed the design and construction of James Donlon and Contra Loma Retaining Walls Replacement project.
- Completed construction of the Williamson Ranch Plaza water main replacement project.
- Completed design and construction of the Sunset Booster Pump Station Rehabilitation project.
- Secured TDA grant funding from MTC, and completed the design and construction of the curb ramp replacement at various locations project.
- Administered the contract for the replacement of concrete curb, gutter and sidewalk repairs at various locations.
- Completed the 2016 Pavement Management System study report.
- Completed the draft study for the Transportation Impact Fees.

**CITY OF ANTIOCH  
2017-19 OPERATING BUDGET**



**GENERAL FUND – DEPARTMENTAL BUDGETS**

- 
- Completed an update to the City Construction Standard Details.
  - Completed the 2015 update to the Urban Water Management Plan.
  - Designed, bid and began construction of the trenchless sanitary sewer main rehabilitation and sewer facilities installation in the downtown area.
  - Designed, bid and began construction of the Zone I transmission pipeline rehabilitation project.
  - Designed and bid Phase 7 of CDBG Downtown Roadway Rehabilitation program.
  - Designed and bid the Water Treatment Plant Disinfection Improvement project.
  - Commenced the feasibility study and pre-design activities for the Brackish Water Desalination project.
  - Designed and began construction of the Wild Horse Rd/Folsom Traffic Signal Installation and W. 10<sup>th</sup> St/L St Traffic Signal Modifications.

**Public Works Operations (Administration, Streets, Signs, Striping, Facilities, Parks, Landscaping, Marina) Accounts: 1002140, 1002150, 1002160, 1002170, 1002180, 1002190, 1002196, 2574580, 251, 252, 253, 254, 255, 256, 259, 5692610, 5702610, 6312410, 6312420**

Administration

- Implemented phone tree system to inform residents of services and identify services provided through the Public Works Department.
- Expanded MPA/OSHA training requirements entered in the City's Computerized Maintenance Management System (CMMS).
- Facilitated 20% increase in subrogation recovery efforts related to damage to City property.
- Successfully implemented 90% tracking of sewer lateral program in asset management system; also integrated root foam into asset management system for tracking.
- Implemented customer engagement software (See-Click-Fix).

Facilities

- Developed a building inspection schedule to identify maintenance needs.
- Replaced exit signs at PD, PW maintenance facility and City Hall for fire code compliance.
- Retrofitted exterior lights to LED at PD and PW maintenance center.

Fleet

- Acquired equipment and began performing cost effective In-House smog testing/certification program.
- Maintained a 98.5% fleet operational track record.

Landscaping – Parks/Medians/Local

- Renovated playground Surface at City Park.
- Passed the County Agricultural Department's annual inspections for pesticide safety.
- Completed the annual "Pre-Emergent Spraying" program (pesticides that reduce weed germination) throughout the City.
  
- Replaced 18 irrigation controllers that were at the end of their useful life (7 in parks and 11 in landscaped areas).
- Facilitated and hosted community events such as Arbor Day and Keep Antioch Beautiful Day.
- Awarded Tree City USA for the 12th consecutive year.
- Installed a new playground structure at Contra Loma Estates.
- Baseball fields were rehabilitated at Antioch Community Park, Marchetti Park and Mira Vista Hills Park.
- Refurbished outside of Williamson Ranch Park restroom (paint, gutters and doors).
- Performed regular park inspections at each of the City's 32 parks for safety and contract compliance.

**CITY OF ANTIOCH  
2017-19 OPERATING BUDGET**



**GENERAL FUND – DEPARTMENTAL BUDGETS**

- 
- Refurbished landscape around new playground at Antioch Water Park.
  - Performed inspections as required by the City's Recycled Water Quarterly Inspection Program (quarterly inspections are required at all sites where recycled water is used, i.e.: Chichibu, City, Fairview and Mountaire Parks); inspections were performed in accordance with State regulations and the City's agreement with Delta Diablo.

**Marina**

- Constructed new Antioch Marina website.
- Reorganized business practices through implantation of "Marina Office Software."
- Completed self-automated Passive Fuel Dock and increased hours of operation
- Fiscal year 16/17 Improved overall fuel and lubricant sales over 50%
- Joined San Francisco Bay Area Water Trail (implemented under the leadership of the Coastal Conservancy in close collaboration with Association of Bay Area Governments-ABAG).
- Partnered with Boat U.S. for increased advertisement.
- Won Grant approval for installation of new kayak docks and racks from ABAG.
- Cleaned, repainted and repaired both A and B covered berthing sheds.
- Wi-Fi Upgraded to Comcast Business Internet (saving money, better service).
- Aided and help facilitated in bringing additional events to the Marina grounds such as Rotary Bunny Hop and Delta Thunder Boat Races.
- 2015/16 retrofitted lighting around the Marina to LED.

**Streets – Asphalt/Signs/Striping**

- Completed double yellow; edge line; bike lane, and stacking lane striping throughout the entire City. Striped 18.5 miles and painted 2,047 legends and 3.5 miles of crosswalks.
- Completed annual night-time survey of street lights and to check street sign reflectivity.
- Staff changed out more than 1,800 signs due to poor reflectivity, as part of the plan to maintain traffic sign retro-reflectivity.
- Installed 75 new sign installations per City Engineer's requests.
- Received zero successful pothole related claims; PW crews filled over 1,950 potholes.
- Placed approximately 300,000 square feet of asphalt on roadways to prepare for Cape Seal treatment.
- Crew Painted 48 miles of red curb and painted 462 courts with red curb.
- Completed annual "Roadside Weed Abatement" program.
- Removed over 300 yards of illegally dumped debris from the public right-of-way.
- 380+ hours of staff time was dedicated to graffiti removal.
- Crew overlaid 84 tons of asphalt on Parker Lane and 266 tons on Terra Nova Drive.
- Replaced 23,476 raised pavement markers ("Road Buttons") due to poor reflectivity and poor delineation.
- Skin patched 35,000 sq. ft of road surface.
- Applied 23,476 lb. of thermoplastic to street markings in need of maintenance.



**CITY OF ANTIOCH  
2017-19 OPERATING BUDGET**



**GENERAL FUND – DEPARTMENTAL BUDGETS**

---

**Public Works Utilities (Water Treatment, Distribution, Collections System (Wastewater), NPDES, Central Stores) Accounts: 6112310, 6112320, 6112330, 6112340, 6112550, 6212210, 6212220, 2292585, 6112620, 1002620**

**Collections System (Wastewater)**

- Applied 2/3 of the City's Sanitary Sewer System (SSO) manholes with roach abatement.
- Specified and purchased a replacement combination vacuum truck.
- Completed CCTV inspection of 200 feet of waterways.
- Door hangers implemented for improved customer service outreach.
- Completed State-mandated Sanitary Sewer Management Plan (SSMP) audit; new version placed on Antioch webpage. This is requirement of the State Water Resources Control Board.
- Completed California Integrated Water Quality System (CIWQS) yearly update; required by the State Water Resources Control Board (SWRCB).
- Installed smart covers at 13 locations throughout the City. These devices monitor flow level and alert staff to potential sewer backups or flow problems. Helping the Collections Division to reduce sanitary sewer overflows.
- Installed a Collections Dump station to improve debris removal/disposal process.
- Implemented lateral inspection crew to help reduce the amount of sanitary sewer overflows.
- Reduced SSO's by 33% (from 45 to 30 SSO's).
- Marina manhole installed and new laterals to the old Humphries building to increase flow and allow access for maintenance.
- Created lateral inspection program routes.
- Hired 5 Collections employees allowing division to create a Lateral Inspection Crew which has saved over 10 SSO's due to identifying plugged laterals and clearing them before an overflow could occur.
- 31 sewer main repairs, 21 Cured in Place Pipe (CIPP) repairs, cured in-place pipe and 10 spot repairs.
- 3 manhole rehabilitations on Fulton Shipyard Rd.
- Crews cleaned 1,445,761 feet of sewer main line, i.e.: 88% of the City's sanitary sewer system.
- Crews inspected by use of CCTV 335,652 feet, i.e.: 20.5% of the City's sanitary sewer system.
- Crews inspected 2,221 sewer laterals, i.e.: 7% of the City's laterals.
- Crews inspected 5,638 sewer manholes throughout the city, i.e.: 98% of the City's sewer manholes.
- Crews inspected 1,516 storm catch basin inlets, i.e.: 21.6% of the City's storm catch basin inlets.
- Crews repaired 135 sewer laterals throughout the city.

**Storm Water Collections (NPDES)**

- National Pollutant Discharge Elimination System (NPDES) Annual Report completed required by Department of Fish and Wildlife.
- Storm trash capture grates replaced at Lake Alhambra to reduce the amount of debris from storm runoff.
- NPDES Quarterly reports completed required by Department Fish and Wildlife.
- Obtained an extension to the City's Routine Maintenance Agreement between the California Department of Fish and Wildlife and the City for maintenance of storm channels by the City.
- NPDES- Tidal Flapper gates and storm pipe replaced at Fulton Shipyard Rd. and East Antioch Creek.
- 3 large diameter storm lines repaired.
- Crews cleaned/removed 3,175 yards through out the storm drainage system
- De-silted 11 of the 23 creeks.

**CITY OF ANTIOCH  
2017-19 OPERATING BUDGET**



**GENERAL FUND – DEPARTMENTAL BUDGETS**

- Purchased a new portable spray unit for weed abatement in our drainage system.
- Continued to monitor, clean, document and report dumping hot-spots in the storm channels and trash capture devices per the NPDES permit requirement.

**Water Distribution System/Meter Reading/Stores**

- Performed the annual review of the Water Distribution Operations Plan.
- Established a meter testing program.
- Standard operating procedures have been updated and improved to meet City and State reporting requirements for the Valve Turning Program.
- Completed testing on all 3,116 cross-connection devices by December 2016. This is an on-going program as each device has to be tested annually to comply with State regulations.
- The division continues to evaluate and/or replace “turbo” meters and compound meters for proper application.
- Division personnel read 32,276 water meters every month. Maintained a 28-31 day reading cycle for consistent billing as a result of the new tiered water rate structure.
- Crews repaired a total of 258 water leaks, this includes main lines, service lines and meter leaks, hydrants, valves, city maintained irrigation, and backflow preventers.
- Continued to add water valves and remove “dead end water mains” to improve the Water Distribution System.
- Continued the Water Main Replacement Program to replace old cast iron water mains.
- Maintained inventory loss to <0.5%.

**Water Treatment Plant**

- Installed new electric motorized control valve at the multi-purpose pipeline (MPP).
- Installed new sample point and pump for “A” clear well.
- Converted turbidity meters to the newer 1720E’s turbidity meter at both “A” and “B” plants.
- Completed wireless communication at the 3 million and D Street tanks.
- Completed installation of covers over “B” tube settlers.
- Completed the installation of safety ladders in the equalization tank (EQ) and reclaim tanks.
- Worked with Capital Improvement Program (CIP) to convert the disinfection process from gas to bleach.
- Installed new flow meter for Plant A, Zone II pumping.
- Inspected and clean the Lone Tree Tank, Mira Vista Tank
- Installed sun covers at Plant B basins.
- Completed monitoring for Phase 2 of the Long Term 2 Enhanced Surface Water Treatment Rule. This is a two-year monitoring process for Cryptosporidium, Giardia and e.coli.
- Improved integrity of spillway at the Antioch Municipal Reservoir. Sealed cracks and repaired spillway channel

**2018 & 2019 Goals/Objectives:**

**Public Works Engineering and Land Development Services**

- Provide staff support for the closeout of the SR4 Widening and BART projects:
  - Segment 2 (Contra Loma Blvd – L St/G St)
  - Segment 3A (A St – Lone Tree Way/Cavallo Rd – Garrow Dr)
  - Segment 3B (Hillcrest Ave)

**CITY OF ANTIOCH  
2017-19 OPERATING BUDGET**



**GENERAL FUND – DEPARTMENTAL BUDGETS**

- 
- BART offsite sewer construction and easement dedication(s)
  - Review and obtain Council approval for Freeway Maintenance Agreements for SR4 Segments 1, 2 3A and 3B.
  - Review and obtain Council approval for Freeway Maintenance Agreement for former SR4 Bypass Project (Slatten Ranch Road to Lone Tree Way).
  - Commence construction of Wild Horse Road extension to Slatten Ranch Road (Nelson Ranch Subdivision 6893).
  - Obtain Council acceptance of improvements for Nelson Ranch (Unit 3) Subdivision 8851.
  - Obtain Council approval of final map and improvement plans for the following projects:
    - Park Ridge Subdivision 8846 (Davidon Homes)
    - Heidorn Village Subdivision 9385 (Mission Peak)
    - Aviano Subdivision 9249 (Aviano Farms)
    - Vineyards @ Sand Creek Subdivision 9390 (GBN Partners)
  - Obtain Council approval of tentative maps for the following projects:
    - Oakley Knolls Subdivision 9353 (Discovery Builders)
    - Laurel Ranch Subdivision 8741 (Richland Communities)
    - Hillcrest/Wildflower PDP ( DeNova Homes)
    - The Ranch (Richland Communities)
    - Black Diamond Ranch Subdivision 9370 (Discovery Builders)
  - Provide staff support for the closeout of the SR4 Widening and BART projects:
    - Segment 2 (Contra Loma Blvd – L St/G St)
    - Segment 3A (A St – Lone Tree Way/Cavallo Rd – Garrow Dr)
    - Segment 3B (Hillcrest Ave)
    - BART offsite sewer construction and easement dedication(s)
  - Review and obtain Council approval for Freeway Maintenance Agreements for SR4 Segments 1, 2 3A and 3B.
  - Review and obtain Council approval for Freeway Maintenance Agreement for former SR4 Bypass Project (Slatten Ranch Road to Lone Tree Way).
  - Commence construction of Wild Horse Road extension to Slatten Ranch Road (Nelson Ranch Subdivision 6893).
  - Obtain Council acceptance of tract improvements for Nelson Ranch (Unit 3) Subdivision 8851.
  - Obtain Council approval of final map and improvement plans for the following projects:
    - Heidorn Village Subdivision 9385 (Mission Peak)
    - Aviano Subdivision 9249 (Aviano Farms)
    - Vineyards @ Sand Creek Subdivision 9390 (GBN Partners)
    - Laurel Ranch Subdivision 8741 (Richland Communities)
  - Obtain Council approval of tentative maps for the following projects:
    - Oakley Knolls Subdivision 9353 (Discovery Builders)
    - Hillcrest/Wildflower PDP ( DeNova Homes)
    - The Ranch (Richland Communities)
    - Black Diamond Ranch Subdivision 9370 (Discovery Builders)
  - Construction of a portion of Laurel Road to satisfy the deferred improvement agreement for Hidden Glen Unit 4 Subdivision 8388.
  - Update forms and procedures for the issuance of Construction Permits.

**CITY OF ANTIOCH  
2017-19 OPERATING BUDGET**



**GENERAL FUND – DEPARTMENTAL BUDGETS**

---

**Public Works Capital Improvement Program**

- Complete all projects shown in the CIP on time and within budget for the next two years. Highlighted projects include:
  - Complete design and construction of the Antioch Marina Boat Launch facility restroom at Marina Plaza.
  - Complete construction of the trenchless sanitary sewer main rehabilitation and sewer facilities installation in the downtown area.
  - Secure permits, bid and complete construction of the first phase of the West Antioch Creek Channel Improvements project.
  - Develop the update to the City's Watershed Sanitary Survey report.
  - Complete the design and construction of the extension of the left turn pocket on Hillcrest Avenue at Wild Horse Road.
  - Complete construction of the Folsom and Wild Horse Traffic Signal.
  - Evaluate and prioritize improvements and begin planning and design for the NE Annexation Infrastructure Improvements.
  - Seek additional grant funding and commence the final design for the L Street Pathway to Transit Bike and Pedestrian Improvement project.
  - Update traffic signal interconnect software. Implement progression timing for signals on Somersville Road, Hillcrest Avenue, Deer Valley Road and Lone Tree Way.
  - Completed construction of the Water Treatment Plant Disinfection Process Improvement project.
  - Perform City-wide Water Facility Cathodic Protection Assessment.
  - Complete construction of Phase 7 of Community Development Block Grant (CDBG) Downtown Roadway Rehabilitation program.
  - Complete construction of the Zone I transmission pipeline rehabilitation project.
  - Complete design and installation of trash capture devices with various storm drainage areas.
  - Complete the design and construction of the Lone Tree Way and Golf Course Road Pavement Resurfacing project.
  - Complete the design and construction of the 2017 Water Main Replacement project.
  - Complete the design and rehabilitation of the applied water channels at the Water Treatment Plant.
  - Complete the design and cure-in-place rehabilitation of the southeastern sewer trunk main.
  - Commence the design of the 2018 Pavement Rehabilitation at Various Location project.
  - Prepare a preliminary design report and complete environmental documentation for the Brackish Water Desalination project.

**Public Works Operations (Administration, Streets, Signs, Striping, Facilities, Parks, Landscaping, Fleet, Marina)**

**Administration**

- Resolve a minimum of 80% of cases reported in See-Click-Fix.
- Complete all unfettered Computerized Maintenance Management System (CMMS) work orders within 30 days.

**Facilities**

- Continue to use and develop building inspection schedule to improve maintenance service to all buildings.
- Conduct a night-time light survey for all city staffed facilities.

**Fleet**

- Continue to look at ways to improve the efficiency of vehicle maintenance in order to keep costs as low as possible without compromising the efficiency of the fleet.
- Maintain a 98.5% fleet operational track record.

**CITY OF ANTIOCH  
2017-19 OPERATING BUDGET**



**GENERAL FUND – DEPARTMENTAL BUDGETS**

- Perform a comprehensive review of the existing fleet to prioritize vehicle replacements and develop a 5 year replacement plan.

**Landscaping – Parks/Medians/Local**

- Review existing landscaping and practices to determine how to accommodate landscape water use with California’s continuing water reduction needs.
- Annually replace 10 irrigation controllers that are at (or near) the end of their useful life. This will help the Public Works Department’s water conservation efforts.
- Pass the County Agricultural Department’s annual inspection for pesticide safety.
- Complete the annual “Pre-Emergent Spraying Program” (reduces weed germination) throughout the city.
- Perform inspections at each of the City’s 32 parks at least once every 2 months.
- Continue the Tree City USA program for FY’s 2018 and 2019, including participation in the Arbor Day event.
- Convert Tennis Courts to Basketball Courts at Contra Loma Estates Park in partnership with Capital Improvement Division.
- Continue to pro-actively inspect/assess trees to determine if pruning or removal is necessary to minimize liability issues relating to trees.

**Marina**

- Continue to engage with boating customers to increase customer confidence and loyalty.
- Continue to grow occupancy and increase revenue.
- Foster a relationship with private business to facilitate a recreational opportunity for kayak rental at the marina location ensuring a net positive financial result. Advertise new kayak/paddleboard berths; look for advertisement avenues that focus on Antioch’s superb location and services.
- Explore joining Marina Recreation Association for additional resources.
- Partner with future restaurant in order to attract boaters to the Antioch Marina.
- Explore possible dock reconfiguration in order to maximize space for larger vessels and increasing revenue.
- Explore cost of constructing single slips from existing dock configuration. Making all slips usable in all wind/weather.
- Continue to partner with the community on brining further outreach and exposure of the marina grounds.
- Continue the revitalization of the marina grounds and docks; involve community through volunteerism to aid in restoring area.

**Streets – Asphalt/Signs/Striping**

- By November 1, 2017, complete the following striping projects throughout the entire City: double yellow, edge lines, bike lanes and stacking lanes. Facilitate completion of these projects in FY 2018-19, by November 1, 2018.
- Continue to utilize a “Proactive Pothole Crew” after rain storms in an effort to fill potholes as soon as they develop.
- Complete the annual night-time survey of street lights and sign reflectivity by December 31, of 2017. Facilitate completion of these projects in FY 2018-19, by December 31, 2018.
- Complete Red curb painting of the entire city by December 31, 2017.
- Conduct a night-time light survey for all city staffed facilities.

**Public Works Utilities (Water Treatment, Distribution, Collections System (Wastewater), NPDES, Central Stores)**

**Collections System (Wastewater)**

- Televis 25% of the sewer system each year.
- Increase amount of sewer laterals inspected and cleaned by 10% without compromising quality or worker safety.
- Decrease sanitary sewer overflows by an additional 10% through public outreach and improved sanitary sewer lateral maintenance program.
- Wastewater Collections staff certification rate of 100% through California Water Environmental Association (CWEA).

**CITY OF ANTIOCH  
2017-19 OPERATING BUDGET**



**GENERAL FUND – DEPARTMENTAL BUDGETS**

- 
- Reduce the amount of hotspot/quarterly line cleaning through revised Quality Assurance Quality Control (QAQC) inspection program.
  - Develop and implement a new Sanitary Sewer Management Plan (SSMP) required by State Water Resources Control Board (SWRCB).
  - Purchase a new dump truck for our sewer lateral repair program.
  - Institute a monthly comprehensive statistical set of reports that identifies efficiency/productivity.

**Storm Water, Wastewater Collections and (NPDES)**

- Continue the process to de-silt West Antioch Creek from BNSF Railway railroad tracks to W 8th Street.
- Install trash capture devices in storm water catch basins in the East Antioch area required by the Clean Water Program.
- Continue to monitor, clean, document and report dumping hot-spots in the storm channels and trash capture devices per the National Pollutant Discharge Elimination System (NPDES) permit requirement.
- Perform on-going regular inspections of the Markley Creek Mitigation Project and submit monitoring year reporting to the Regional Water Quality Control Board and California Department of Fish and Wildlife.
- Work with Fleet Staff to replace industrial chipper to mulch tree trimmings. Mulch could be used as a ground cover to reduce the growth of vegetation and elimination transporting green waste back and forth to the transfer station.
- Redevelop a Storm Water catch basin inspection and cleaning program.
- Redevelop a V-ditch inspection and cleaning program.
- Institute a monthly comprehensive statistical set of reports that identifies efficiency/productivity.

**Water Distribution System/Meter Reading/Stores**

- Restructure Water Distribution Division staff (each of the six Lead Workers assigned to a specific program with designated crew members they are responsible for daily).
- Fill vacant positions (One Lead Water Distribution Operators, Three Water Distribution Operators, One Cross Connection Lead worker, One Cross Connection Specialist, One Equipment Operator).
- Institute a proactive water service replacement crew/program. Convert one vacant Lead Water Distribution Operator position to an Equipment Operator position to fulfill a proactive dig crew.
- Establish detailed standard operational procedures for all water distribution activities and functions.
- Refine and improve the proactive water valve exercise program.
- Continue with Hydrant Preventive Maintenance Program.
- Complete implementation of meter testing and valve exercise program with improved staff level.
- Continue to improve on record-keeping in order to facilitate required monthly/annual reporting by the State.
- Continue to replace failed curb/angle stops with the most current models.
- Continue to test and maintain backflow devices annually.
- Establish an effective maintenance program for Pressure Regulating Valves.
- Continue to maintain an effective dead end water main flushing program for water quality.
- Continue to locate, indentify and map City-owned water mains that loop through private property. Accomplish this by working with Capital Improvement Program (CIP).
- Complete recycled water fill station program with Delta Diablo Sanitation District (DDSD).
- Continue to accommodate request for service for all divisions as it relates to the Central Stores Warehouse.
- Maintain inventory loss to <0.5%; ongoing.

**CITY OF ANTIOCH  
2017-19 OPERATING BUDGET**



**GENERAL FUND – DEPARTMENTAL BUDGETS**

---

**Water Treatment Plant**

- Oversee the construction of the Disinfection Project at the Water Treatment Plant.
- Install a Zone I flow meter on the 24" pipe leaving the Water Treatment Plant.
- Install an inline valve on the 12" water line coming off of the .5 MG tank.
- Complete wireless communication at the Canal West and East sites.
- Install new 20" Control Valve at the River Pump.
- Recoat interior of both Actiflo units.
- Install new hydrant at the south end of A Basin.
- Replace GAC in filters at both A and B Plants.
- Install new ladder on the intake structure at the Antioch Municipal Reservoir.
- Perform a Bathometric survey of the Antioch Municipal Reservoir.
- Install new Heating Ventilating and Air Conditioning (HVAC) system for control room and downstairs office.
- Prepare for laboratory re-accreditation by the State Water Resources Control Board (SWRCB) Environmental Laboratory Accreditation Program. SWRCB has issued one year extensions as they restructure the program.
- Evaluate the ability and benefit of adding Powder Activated Carbon to the pre-treatment process.
- Submit Monitoring plan and schedule to comply with EPA's Unregulated Contaminant Monitoring Rule (UCMR) 4.

**PUBLIC WORKS DEPARTMENT SUMMARY**

The following programs are included in this summary:

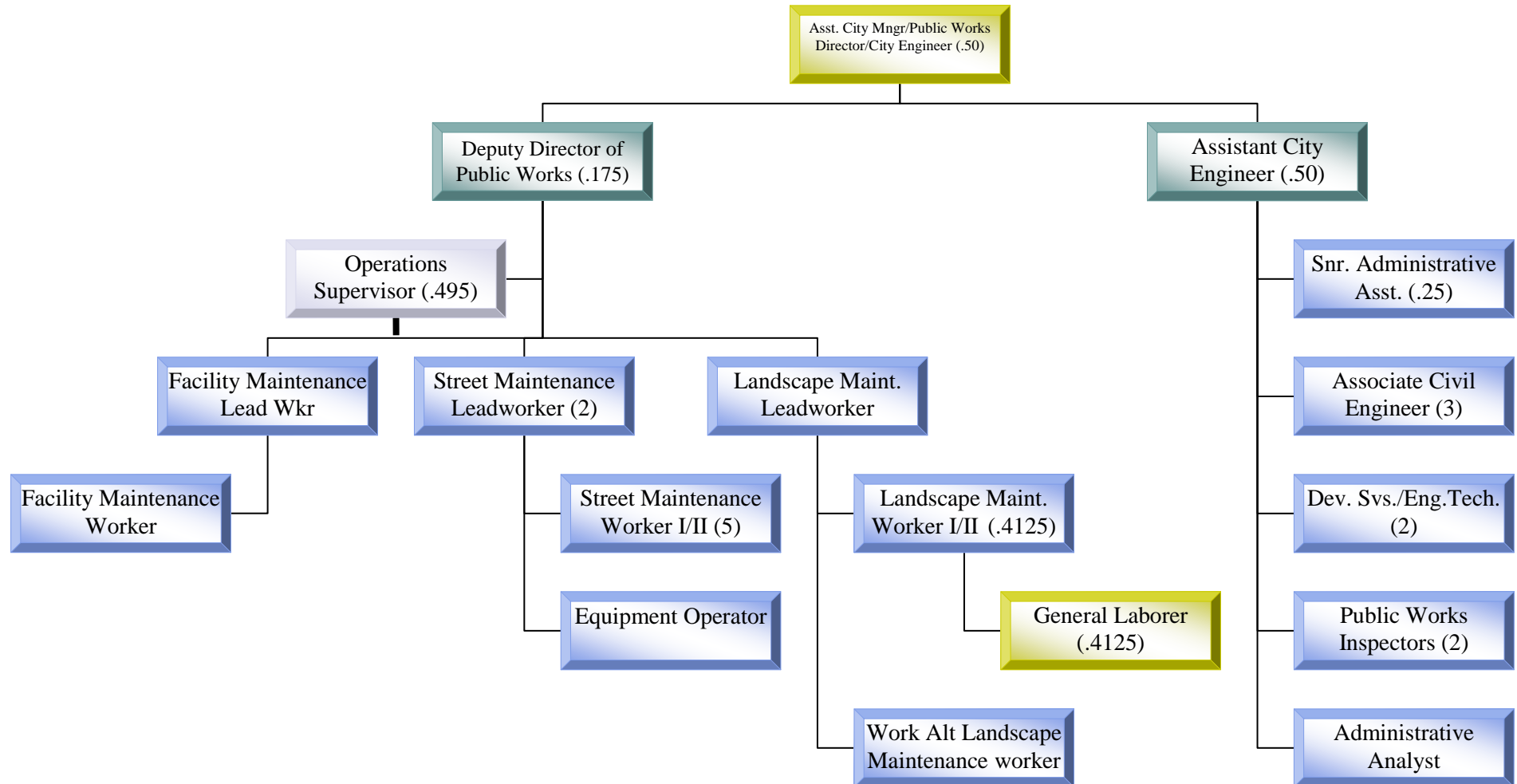
- Public Works Administration
- General Maintenance Supervision
- Street Maintenance
- Signal Maintenance & Street Lighting
- Striping & Signing
- Facilities Maintenance
- Park Maintenance
- Median & General Landscape
- Work Alternative Program
- Warehouse & Central Stores
- Engineering and Development Services
- Capital Improvement

**CITY OF ANTIOCH  
2017-19 OPERATING BUDGET**



**GENERAL FUND – DEPARTMENTAL BUDGETS**

**PUBLIC WORKS – GENERAL FUND OPERATIONS**



# of Funded Positions	# of Filled Positions	# Vacant Funded Positions	# Proposed New Positions
22.745*	20.245*	2.50	0
*General Fund positions only. Does not include .14 Warehouse/Stores positions as report to Water Distribution Superintendent.			



**CITY OF ANTIOCH  
2017-19 OPERATING BUDGET**



**GENERAL FUND – DEPARTMENTAL BUDGETS**

<b>PUBLIC WORKS SUMMARY</b>								
	<b>2014-15 Actual</b>	<b>2015-16 Actual</b>	<b>2016-17 Budget</b>	<b>2016-17 Revised</b>	<b>2017-18 Proposed</b>	<b>% Change</b>	<b>2018-19 Proposed</b>	<b>% Change</b>
<b>SOURCE OF FUNDS:</b>								
Special Services Public Works	8,012	1,281	2,000	1,000	2,000	50%	2,000	0%
Plan Checking Fees	218,481	205,687	200,000	150,000	200,000	25%	200,000	0%
Inspection Fees	147,442	39,848	100,000	170,000	170,000	0%	170,000	0%
Encroachment/Transportation Permits	160,282	254,703	207,500	125,000	210,000	40%	210,000	0%
Other	174,444	197,674	78,700	110,461	54,200	-104%	54,200	0%
Transfers In	3,034,463	2,716,065	2,680,923	2,679,548	2,813,829	5%	2,809,368	0%
<b>TOTAL SOURCE OF FUNDS</b>	<b>3,743,124</b>	<b>3,415,258</b>	<b>3,269,123</b>	<b>3,236,009</b>	<b>3,450,029</b>	<b>6%</b>	<b>3,445,568</b>	<b>0%</b>
<b>USE OF FUNDS:</b>								
Personnel	2,298,312	2,515,183	2,942,759	2,971,105	2,949,393	-1%	3,170,790	8%
Services & Supplies	3,069,354	3,403,808	4,212,894	4,145,763	4,006,519	-3%	3,999,903	0%
Transfers Out	160,279	147,466	258,654	258,654	235,846	-10%	236,039	0%
Internal Services	83,859	170,870	261,731	269,341	301,655	11%	339,049	12%
<b>TOTAL USE OF FUNDS</b>	<b>5,611,804</b>	<b>6,237,327</b>	<b>7,676,038</b>	<b>7,644,863</b>	<b>7,493,413</b>	<b>-2%</b>	<b>7,745,781</b>	<b>3%</b>
<b>Funded FTE's:</b>				<b>Funded 2016-17</b>	<b>Funded 2017-18</b>		<b>Funded 2018-19</b>	
Maintenance Administration				0.50	0.50		0.50	
Maintenance Supervision				0.25	0.25		0.25	
Street Maintenance				5.00	5.00		5.00	
Striping & Signing				3.00	3.00		3.00	
Facilities Maintenance				2.20	2.20		2.20	
Parks Maintenance				1.025	1.025		1.025	
Work Alternative Program				1.00	1.00		1.00	
Parks Median/General Landscape				1.02	1.02		1.02	
Engineering and Development Services				6.25	6.25		6.25	
Warehouse & Central Stores				0.14	0.14		0.14	
Capital Improvement Administration				0.50	0.50		0.50	
Capital Improvement Services				2.00	2.00		2.00	
<b>Total Public Works Funded FTE's</b>				<b>22.885</b>	<b>22.885</b>		<b>22.885</b>	

**CITY OF ANTIOCH  
2017-19 OPERATING BUDGET**



**GENERAL FUND – DEPARTMENTAL BUDGETS**

**PUBLIC WORKS - ADMINISTRATION (100-2140)**

Public Works Administration is responsible for providing leadership and direction on the day-to-day operations for all divisions within Public Works, comprised of: Water Treatment, Water Distribution, Meter Reading, Collection Systems, GIS, Streets, Signs and Striping, Fleet Services, Marina, Parks, Facilities, Storm Channel and Storm Drains, (NPDES), the Antioch Marina, the City's Warehouse & Central Stores operation, Engineering and Land Development Services including the Office of the City Engineer, Public Works Inspection, Street Light and Landscape Maintenance Districts, and Transportation and Traffic Engineering . Administration provides professional management and oversight to the various divisions' operations, training and clerical needs and addresses the public's concerns and service needs.

<b>PUBLIC WORKS ADMINISTRATION (100-2140)</b>								
	<b>2014-15 Actual</b>	<b>2015-16 Actual</b>	<b>2016-17 Budget</b>	<b>2016-17 Revised</b>	<b>2017-18 Proposed</b>	<b>% Change</b>	<b>2018-19 Proposed</b>	<b>% Change</b>
<b>Use of Funds:</b>								
Personnel	299,491	300,893	212,433	212,433	175,565	-17%	189,400	8%
Services & Supplies	57,530	72,059	76,971	75,971	87,736	15%	92,099	5%
Internal Services	(345,906)	(362,247)	(255,018)	(254,711)	(240,193)	-6%	(247,865)	3%
<b>Total Use of Funds</b>	<b>11,115</b>	<b>10,705</b>	<b>34,386</b>	<b>33,693</b>	<b>23,108</b>	<b>-31%</b>	<b>33,634</b>	<b>46%</b>
Funded FTE's	1.33	0.83	0.83	0.50	0.50		0.50	

**CITY OF ANTIOCH  
2017-19 OPERATING BUDGET**



**GENERAL FUND – DEPARTMENTAL BUDGETS**

**PUBLIC WORKS - GENERAL MAINTENANCE SUPERVISION (100-2150)**

General Maintenance Supervision is responsible for administering Division budgets and directing day to day activities of functions assigned to the Street Division. These include street maintenance, sign and roadway markings and fleet services. This activity also provides a wide variety of reports to other departments, coordinates work with other divisions, prepares bid specifications and oversees contract work. The computerized Fleet Management and Pavement Management systems are both administered in this activity.

<b>PUBLIC WORKS GENERAL MAINTENANCE SUPERVISION (100-2150)</b>								
	<b>2014-15 Actual</b>	<b>2015-16 Actual</b>	<b>2016-17 Budget</b>	<b>2016-17 Revised</b>	<b>2017-18 Proposed</b>	<b>% Change</b>	<b>2018-19 Proposed</b>	<b>% Change</b>
<b>Use of Funds:</b>								
Personnel	42,156	48,849	54,214	54,439	54,081	-1%	58,077	7%
Services & Supplies	11,378	9,001	13,840	12,740	10,029	-21%	10,105	1%
Internal Services	(51,269)	(49,850)	(55,720)	(55,494)	(46,051)	-17%	(49,555)	8%
<b>Total Use of Funds</b>	<b>2,265</b>	<b>8,000</b>	<b>12,334</b>	<b>11,685</b>	<b>18,059</b>	<b>55%</b>	<b>18,627</b>	<b>3%</b>
Funded FTE's	0.25	0.25	0.25	0.25	0.25		0.25	

**CITY OF ANTIOCH  
2017-19 OPERATING BUDGET**



**GENERAL FUND – DEPARTMENTAL BUDGETS**

**PUBLIC WORKS - STREET MAINTENANCE (100-2160)**

The Street Maintenance function is responsible for general maintenance and repair of approximately 590 lane miles of roadway in the City of Antioch and perform maintenance of right-of-ways and parking lots. Crews respond to hazardous conditions and emergencies such as vehicle accidents and flooding, repair potholes, perform overlay work; remove illegally dumped trash and debris; eradicate weeds along City maintained roadways; respond to after hour calls for service; remove graffiti, repair road end barricades; make preparations for, and monitor, contract work. Roadway surface treatment programs are funded through this activity and performed through contract.

<b>PUBLIC WORKS STREET MAINTENANCE (100-2160)</b>								
	<b>2014-15 Actual</b>	<b>2015-16 Actual</b>	<b>2016-17 Budget</b>	<b>2016-17 Revised</b>	<b>2017-18 Proposed</b>	<b>% Change</b>	<b>2018-19 Proposed</b>	<b>% Change</b>
<b>Source of Funds:</b>								
Charges for Services	8,012	0	0	0	0	0%	0	0%
Transfer in from Gas Tax	1,010,000	810,000	1,010,000	1,010,000	1,010,000	0%	1,010,000	0%
Transfer In from Street Impact	1,123,500	1,144,440	1,167,330	1,070,545	1,289,440	20%	1,290,330	0%
<b>Total Source of Funds</b>	<b>2,141,512</b>	<b>1,954,440</b>	<b>2,177,330</b>	<b>2,080,545</b>	<b>2,299,440</b>	<b>11%</b>	<b>2,300,330</b>	<b>0%</b>
<b>Use of Funds:</b>								
Personnel	323,885	341,983	601,265	602,359	563,585	-6%	611,993	9%
Services & Supplies	442,760	518,705	794,720	712,293	609,146	-14%	620,589	2%
Internal Services	291,052	324,064	359,994	361,586	351,029	-3%	373,949	7%
<b>Total Use of Funds</b>	<b>1,057,697</b>	<b>1,184,752</b>	<b>1,755,979</b>	<b>1,676,238</b>	<b>1,523,760</b>	<b>-9%</b>	<b>1,606,531</b>	<b>5%</b>
Funded FTE's	5.00	5.00	5.00	5.00	5.00		5.00	

**CITY OF ANTIOCH  
2017-19 OPERATING BUDGET**



**GENERAL FUND – DEPARTMENTAL BUDGETS**

**PUBLIC WORKS - SIGNAL MAINTENANCE (100-2170)**

Signal Maintenance and Street Lighting provides for the operation and maintenance of all traffic signals, signal controllers, street lights and traffic loops.

<b>PUBLIC WORKS SIGNAL/STREET LIGHTS (100-2170)</b>								
	<b>2014-15 Actual</b>	<b>2015-16 Actual</b>	<b>2016-17 Budget</b>	<b>2016-17 Revised</b>	<b>2017-18 Proposed</b>	<b>% Change</b>	<b>2018-19 Proposed</b>	<b>% Change</b>
<b>Source of Funds:</b>								
Other	68,344	161,148	10,000	65,181	10,000	-85%	10,000	0%
Transfers In – Traffic Safety Fund	80,000	80,000	80,000	116,317	85,000	-27%	85,000	0%
<b>Total Source of Funds</b>	<b>148,344</b>	<b>241,148</b>	<b>90,000</b>	<b>181,498</b>	<b>95,000</b>	<b>-48%</b>	<b>95,000</b>	<b>0%</b>
<b>Use of Funds:</b>								
Services & Supplies	632,035	637,116	732,500	732,500	695,875	-5%	695,875	0%
Internal Services	81,529	98,102	111,391	112,151	108,030	-4%	111,078	3%
<b>Total Use of Funds</b>	<b>713,564</b>	<b>735,218</b>	<b>843,891</b>	<b>844,651</b>	<b>803,905</b>	<b>-5%</b>	<b>806,953</b>	<b>0%</b>

**CITY OF ANTIOCH  
2017-19 OPERATING BUDGET**



**GENERAL FUND – DEPARTMENTAL BUDGETS**

**PUBLIC WORKS - STRIPING & SIGNING (100-2180)**

The Signing & Striping activity is responsible for installation of new, and maintenance of existing roadway signs and markings such as red curb, thermoplastic legends, street end barricades; removal of graffiti, repair of vandalism; responding to emergency calls for service, such as flooding and traffic accidents; responding to requests for traffic control from public utilities for temporary traffic control devices; preparing for and monitoring contract work, and preparing for events such as planned road closures and City-sponsored events.

<b>PUBLIC WORKS STRIPING/SIGNING (100-2180)</b>								
	<b>2014-15 Actual</b>	<b>2015-16 Actual</b>	<b>2016-17 Budget</b>	<b>2016-17 Revised</b>	<b>2017-18 Proposed</b>	<b>% Change</b>	<b>2018-19 Proposed</b>	<b>% Change</b>
<b>Source of Funds:</b>								
Charges for Services	0	1,281	2,000	1,000	2,000	100%	2,000	0%
<b>Total Source of Funds</b>	<b>0</b>	<b>1,281</b>	<b>2,000</b>	<b>1,000</b>	<b>2,000</b>	<b>100%</b>	<b>2,000</b>	<b>0%</b>
<b>Use of Funds:</b>								
Personnel	333,839	360,292	396,985	396,985	394,162	-1%	419,186	6%
Services & Supplies	166,313	212,379	305,745	363,115	379,125	4%	367,018	-3%
Internal Services	168,936	188,321	212,718	213,433	207,425	-3%	217,327	5%
<b>Total Use of Funds</b>	<b>669,088</b>	<b>760,992</b>	<b>915,448</b>	<b>973,533</b>	<b>980,712</b>	<b>1%</b>	<b>1,003,531</b>	<b>2%</b>
Funded FTE's	3.00	3.00	3.00	3.00	3.00		3.00	

**CITY OF ANTIOCH  
2017-19 OPERATING BUDGET**



**GENERAL FUND – DEPARTMENTAL BUDGETS**

**PUBLIC WORKS - FACILITIES MAINTENANCE (100-2190)**

Facilities Maintenance is responsible for approximately 318,600 square feet of City-owned and leased buildings and facilities. Services include preventive maintenance such as painting and minor HVAC maintenance, fire and alarm systems monitoring and maintenance, repair of fixed assets and furniture, electrical and plumbing repairs, roof repairs, window and door repairs. This activity also opens and closes facilities in preparation for work day, moves furniture, develops contract work specifications, provides supervision for the citywide custodial services contract, administers 10 maintenance service contracts, monitors facilities for energy usage, performs minor repairs on facility life safety systems, sets up meeting areas for other departments and provides assistance for special events.

<b>PUBLIC WORKS FACILITIES MAINTENANCE (100-2190)</b>								
	<b>2014-15 Actual</b>	<b>2015-16 Actual</b>	<b>2016-17 Budget</b>	<b>2016-17 Revised</b>	<b>2017-18 Proposed</b>	<b>% Change</b>	<b>2018-19 Proposed</b>	<b>% Change</b>
<b>Use of Funds:</b>								
Personnel	132,663	163,185	272,250	273,532	269,440	-1%	291,751	8%
Services & Supplies	391,975	414,865	469,818	467,742	448,380	-4%	449,387	0%
Transfers Out – Honeywell	17,279	17,466	17,654	17,654	17,846	1%	18,039	1%
Internal Services	(512,214)	(563,436)	(728,541)	(727,943)	(698,464)	-4%	(717,830)	3%
<b>Total Use of Funds</b>	<b>29,703</b>	<b>32,080</b>	<b>31,181</b>	<b>30,985</b>	<b>37,202</b>	<b>20%</b>	<b>41,347</b>	<b>11%</b>
Funded FTE's	1.125	2.125	2.125	2.20	2.20		2.20	

**CITY OF ANTIOCH  
2017-19 OPERATING BUDGET**



**GENERAL FUND – DEPARTMENTAL BUDGETS**

**PUBLIC WORKS - PARK MAINTENANCE (100-2195)**

Park Maintenance provides safe, aesthetically pleasing and enjoyable parks that meet the needs of the City's diverse community for passive/active play for leisure, recreation and sports activities; facilitates community events in the parks as needed. Park Maintenance also provides playgrounds that promote safe play for children; and maintains sports fields to accommodate 87 adult teams, 5 youth leagues, and approximately 2,200 soccer players at 31 locations. Since 1998, the City of Antioch's park maintenance costs continues to be the lowest per acre in the Bay Area. Park Maintenance also administers the Memorial Tree Program and Children's Memorial Tree Grove.

<b>PUBLIC WORKS PARKS MAINTENANCE (100-2195)</b>								
	<b>2014-15 Actual</b>	<b>2015-16 Actual</b>	<b>2016-17 Budget</b>	<b>2016-17 Revised</b>	<b>2017-18 Proposed</b>	<b>% Change</b>	<b>2018-19 Proposed</b>	<b>% Change</b>
<b>Source of Funds:</b>								
Other	39,494	37,500	38,500	38,500	38,500	0%	38,500	0%
Transfer In from SLLMDs	326,298	244,482	97,622	130,091	87,469	-33%	77,469	-11%
<b>Total Source of Funds</b>	<b>365,792</b>	<b>281,982</b>	<b>136,122</b>	<b>168,591</b>	<b>125,969</b>	<b>-25%</b>	<b>115,969</b>	<b>-8%</b>
<b>Use of Funds:</b>								
Personnel	78,100	130,596	142,208	142,632	145,776	2%	155,216	6%
Services & Supplies	946,483	1,119,195	1,203,327	1,204,336	1,154,900	-4%	1,154,900	0%
Transfer Out to SLLMDs	143,000	130,000	241,000	241,000	218,000	-10%	218,000	0%
Internal Services	39,934	51,649	58,927	59,518	58,758	-1%	59,671	2%
<b>Total Use of Funds</b>	<b>1,207,517</b>	<b>1,431,440</b>	<b>1,645,462</b>	<b>1,647,486</b>	<b>1,577,434</b>	<b>-4%</b>	<b>1,587,787</b>	<b>1%</b>
Funded FTE's	1.025	1.025	1.025	1.025	1.025		1.025	



**CITY OF ANTIOCH  
2017-19 OPERATING BUDGET**



**GENERAL FUND – DEPARTMENTAL BUDGETS**

**PUBLIC WORKS - MEDIAN AND GENERAL LANDSCAPE (100-2196)**

Median Maintenance provides a wide range of programs to maintain the Police Facility, Maintenance Service Center, and major median landscaping. Major medians include Hillcrest Avenue, Deer Valley Road, Delta Fair Boulevard, Somersville Road, Buchanan Road, James Donlon Boulevard, Lone Tree Way, West 4<sup>th</sup> Street, Wilbur Avenue, East 18<sup>th</sup> Street, West 10<sup>th</sup> Street, Davison Drive, Dallas Ranch Road, A Street and Contra Loma Boulevard. Median Maintenance provides aesthetically pleasing landscape to achieve mandated requirements for public safety in a cost effective and efficient manner of 21 miles, 42 acres of landscape medians, 85 acres of streetscapes along major arterials and right-of-ways.

<b>PUBLIC WORKS PARK MEDIAN/GENERAL LANDSCAPE MAINTENANCE (100-2196)</b>								
	<b>2014-15 Actual</b>	<b>2015-16 Actual</b>	<b>2016-17 Budget</b>	<b>2016-17 Revised</b>	<b>2017-18 Proposed</b>	<b>% Change</b>	<b>2018-19 Proposed</b>	<b>% Change</b>
<b>Source of Funds:</b>								
Other	25,289	8,641	200	1,280	200	-84%	200	0%
Transfer In SLLMDs	219,412	150,064	34,998	61,622	50,004	-19%	50,004	0%
<b>Total Source of Funds</b>	<b>244,701</b>	<b>158,705</b>	<b>35,198</b>	<b>62,902</b>	<b>50,204</b>	<b>-20%</b>	<b>50,204</b>	<b>0%</b>
<b>Use of Funds:</b>								
Personnel	121,655	123,945	149,540	149,945	152,737	2%	161,911	6%
Services & Supplies	231,926	251,925	319,933	319,933	363,016	13%	365,335	1%
Internal Services	51,725	61,688	69,827	70,337	67,673	-4%	69,741	3%
<b>Total Use of Funds</b>	<b>405,306</b>	<b>437,558</b>	<b>539,300</b>	<b>540,215</b>	<b>583,426</b>	<b>8%</b>	<b>596,987</b>	<b>2%</b>
Funded FTE's	1.0125	1.0125	1.0125	1.02	1.02		1.02	

**CITY OF ANTIOCH  
2017-19 OPERATING BUDGET**



**GENERAL FUND – DEPARTMENTAL BUDGETS**

**PUBLIC WORKS – WORK ALTERNATIVE PROGRAM (100-2198)**

The Work Alternative Program (WAP) operates in conjunction with the Contra Costa County Sheriff's office, providing unskilled labor to perform routine maintenance tasks such as litter pick-up, graffiti removal, weed abatement and debris removal from street right of ways and storm channels. This is a cost effective means of enhancing work performed in the landscape maintenance districts and channels. The City utilizes one Landscape Maintenance Worker and a temporary employee in this program to work with the WAP participants.

<b>PUBLIC WORKS WORK ALTERNATIVE PROGRAM (100-2198)</b>								
	<b>2014-15 Actual</b>	<b>2015-16 Actual</b>	<b>2016-17 Budget</b>	<b>2016-17 Revised</b>	<b>2017-18 Proposed</b>	<b>% Change</b>	<b>2018-19 Proposed</b>	<b>% Change</b>
<b>Source of Funds:</b>								
Transfer in from NPDES	60,688	70,225	73,365	73,365	74,126	1%	77,875	5%
Transfer in from SLLMD Administration	14,565	16,854	17,608	17,608	17,790	1%	18,690	5%
<b>Total Source of Funds</b>	<b>75,253</b>	<b>87,079</b>	<b>90,973</b>	<b>90,973</b>	<b>91,916</b>	<b>1%</b>	<b>96,565</b>	<b>5%</b>
<b>Use of Funds:</b>								
Personnel	121,375	129,709	146,730	146,730	148,252	1%	155,750	5%
Services & Supplies	8,130	11,053	15,660	10,793	11,950	11%	12,150	2%
<b>Total Use of Funds</b>	<b>129,505</b>	<b>140,762</b>	<b>162,390</b>	<b>157,523</b>	<b>160,202</b>	<b>2%</b>	<b>167,900</b>	<b>5%</b>
Funded FTE's	1.00	1.00	1.00	1.00	1.00		1.00	

**CITY OF ANTIOCH  
2017-19 OPERATING BUDGET**



**GENERAL FUND – DEPARTMENTAL BUDGETS**

**PUBLIC WORKS - WAREHOUSE & CENTRAL STORES (100-2620)**

The Warehouse & Central Stores operation is responsible for the procurement, storage and distribution of stock and non-stock items used by the City's various departments and is the receiving and distribution point for all supplies purchased. This operation also provides a variety of other services to departments, such as fire extinguisher service and lock and key repair services. The budget included in the General Fund represents the portion of the operation which services General Fund activities and/or departments. The majority of operations for the Warehouse are accounted for in the Enterprise Funds and a separate budget is maintained in those funds.

<b>PUBLIC WORKS WAREHOUSE &amp; CENTRAL STORES (100-2620)</b>								
	<b>2014-15 Actual</b>	<b>2015-16 Actual</b>	<b>2016-17 Budget</b>	<b>2016-17 Revised</b>	<b>2017-18 Proposed</b>	<b>% Change</b>	<b>2018-19 Proposed</b>	<b>% Change</b>
<b>Use of Funds:</b>								
Personnel	13,604	14,800	15,607	15,607	16,049	3%	17,231	7%
<b>Total Use of Funds</b>	<b>13,604</b>	<b>14,800</b>	<b>15,607</b>	<b>15,607</b>	<b>16,049</b>	<b>3%</b>	<b>17,231</b>	<b>7%</b>
Funded FTE's	0.14	0.14	0.14	0.14	0.14		0.14	

**CITY OF ANTIOCH  
2017-19 OPERATING BUDGET**



**GENERAL FUND – DEPARTMENTAL BUDGETS**

**PUBLIC WORKS - ENGINEERING AND DEVELOPMENT SERVICES DIVISION (100-5150)**

This division is responsible for review and approval of final and parcel maps and public improvements for new residential, commercial and industrial development as well as the inspection of those improvements. Information is also provided to the public for flood plains in Antioch and the division has primary responsibility for the management of the National Pollutant Discharge Elimination System (NPDES) permit. The Landscaping and Lighting District Engineer's Report preparation and Traffic/Transportation are also managed by Engineering Land Development Services.

<b>PUBLIC WORKS ENGINEERING AND DEVELOPMENT (100-5150)</b>								
	<b>2014-15 Actual</b>	<b>2015-16 Actual</b>	<b>2016-17 Budget</b>	<b>2016-17 Revised</b>	<b>2017-18 Proposed</b>	<b>% Change</b>	<b>2018-19 Proposed</b>	<b>% Change</b>
<b>Source of Funds:</b>								
Permits	160,282	254,703	207,500	125,000	210,000	68%	210,000	0%
Charges for Services	365,923	245,535	300,000	320,000	370,000	16%	370,000	0%
Other	41,317	-9,615	30,000	5,500	5,500	0%	5,500	0%
Transfer In - NPDES	200,000	200,000	200,000	200,000	200,000	0%	200,000	0%
<b>Total Source of Funds</b>	<b>767,522</b>	<b>690,623</b>	<b>737,500</b>	<b>650,500</b>	<b>785,500</b>	<b>21%</b>	<b>785,500</b>	<b>0%</b>
<b>Use of Funds:</b>								
Personnel	700,176	766,724	799,734	799,734	828,333	4%	896,404	8%
Services & Supplies	146,066	104,810	232,052	197,942	187,817	-5%	178,847	-5%
Internal Services	286,468	335,686	386,679	388,359	391,060	1%	415,647	6%
<b>Total Use of Funds</b>	<b>1,132,710</b>	<b>1,207,220</b>	<b>1,418,465</b>	<b>1,386,035</b>	<b>1,407,210</b>	<b>2%</b>	<b>1,490,898</b>	<b>6%</b>
Funded FTE's	6.25	6.25	6.25	6.25	6.25		6.25	

**CITY OF ANTIOCH  
2017-19 OPERATING BUDGET**



**GENERAL FUND – DEPARTMENTAL BUDGETS**

**CAPITAL IMPROVEMENT ADMINISTRATION (100-5170)**

This Division provides oversight of the design, construction, and inspection of the City's Capital Improvement Program; oversees the development of the City's Five-Year Capital Improvement Program and the yearly Capital Improvement Budget; and protects the City's pre-1914 water rights.

<b>CAPITAL IMPROVEMENT ADMINISTRATION (100-5170)</b>								
	<b>2014-15 Actual</b>	<b>2015-16 Actual</b>	<b>2016-17 Budget</b>	<b>2016-17 Revised</b>	<b>2017-18 Proposed</b>	<b>% Change</b>	<b>2018-19 Proposed</b>	<b>% Change</b>
<b>Use of Funds:</b>								
Personnel	66,005	72,166	51,853	76,969	93,193	21%	99,011	6%
Services & Supplies	8,391	11,664	9,832	9,902	9,318	-6%	7,925	-15%
Internal Services	28,350	33,514	39,292	39,500	39,636	0%	41,382	4%
<b>Total Use of Funds</b>	<b>102,746</b>	<b>117,344</b>	<b>100,977</b>	<b>126,371</b>	<b>142,147</b>	<b>12%</b>	<b>148,318</b>	<b>4%</b>
Funded FTE's	1.25	1.25	1.25	0.50	0.50		0.50	

**CAPITAL IMPROVEMENT SERVICES DIVISION (100-5180)**

Engineering Services provides the design, inspection, and construction management for the City's Capital Improvement contracts; develops the City's Five-Year Capital Improvement Program and annual Capital Improvement Budget; prepares applications for Federal, State, and Local roadway and other public improvement grants.

<b>CAPITAL IMPROVEMENT SERVICES (100-5180)</b>								
	<b>2014-15 Actual</b>	<b>2015-16 Actual</b>	<b>2016-17 Budget</b>	<b>2016-17 Revised</b>	<b>2017-18 Proposed</b>	<b>% Change</b>	<b>2018-19 Proposed</b>	<b>% Change</b>
<b>Use of Funds:</b>								
Personnel	65,363	62,041	99,940	99,740	108,220	9%	114,860	6%
Services & Supplies	26,367	41,036	38,496	38,496	49,227	28%	45,673	-7%
Internal Services	45,254	53,379	62,182	62,605	62,752	0%	65,504	4%
<b>Total Use of Funds</b>	<b>136,984</b>	<b>156,456</b>	<b>200,618</b>	<b>200,841</b>	<b>220,199</b>	<b>10%</b>	<b>226,037</b>	<b>3%</b>
Funded FTE's	2.00	2.00	2.00	2.00	2.00		2.00	

**This page left intentionally blank**

**CITY OF ANTIOCH  
2017-19 OPERATING BUDGET**



**GENERAL FUND – DEPARTMENTAL BUDGETS**

---

**POLICE DEPARTMENT**

The Antioch Police Department is charged with the enforcement of local, state and federal laws and with providing for around-the-clock protection of the lives and property of the public. The Police Department functions as an instrument of public service and as a tool for the distribution of information, guidance and direction.

**Our Mission**

The Mission of the Antioch Police Department, in partnership with our community, is to promote the quality of life in Antioch by proactively reducing crime with integrity and commitment to excellence.

**Strategic Plan**

A Strategic Planning is the foundation for the future of any organization. In developing the Strategic Plan for the Antioch Police Department we sought input from the community at large and the rank and file employees of the Antioch Police Department. The resulting information was collated and provides the basis for the six goal statements for the department. Our Strategic Plan not only serves as the foundation for how we will provide police services in the future but also serves as the department's vehicle for accomplishing needed change. The way in which we deliver services is founded in our belief in Community Policing. The critical aspects of community oriented policing are problem solving, a focus on service delivery at the neighborhood level, and community partnerships.

Our strategic direction for the next three years focuses on six key elements:

1. Leadership and Relationships
2. Communication (Internal and External)
3. Staffing
4. Reducing Crime
5. Juvenile Issues
6. Public Education

**CITY OF ANTIOCH  
2017-19 OPERATING BUDGET**



**GENERAL FUND – DEPARTMENTAL BUDGETS**

---

The following programs and bureaus are in the Police Department:

- Police Administration
- Reserves
- Prisoner Custody Police Administration
- Reserves
- Community Policing Bureau
- Traffic
- Investigation
- Special Operations Unit
- Communications
- Office of Emergency Management
- Volunteer Program/Chaplaincy
- Facilities Maintenance
- Volunteer Program/Chaplaincy
- Facilities Maintenance
- Animal Control Support

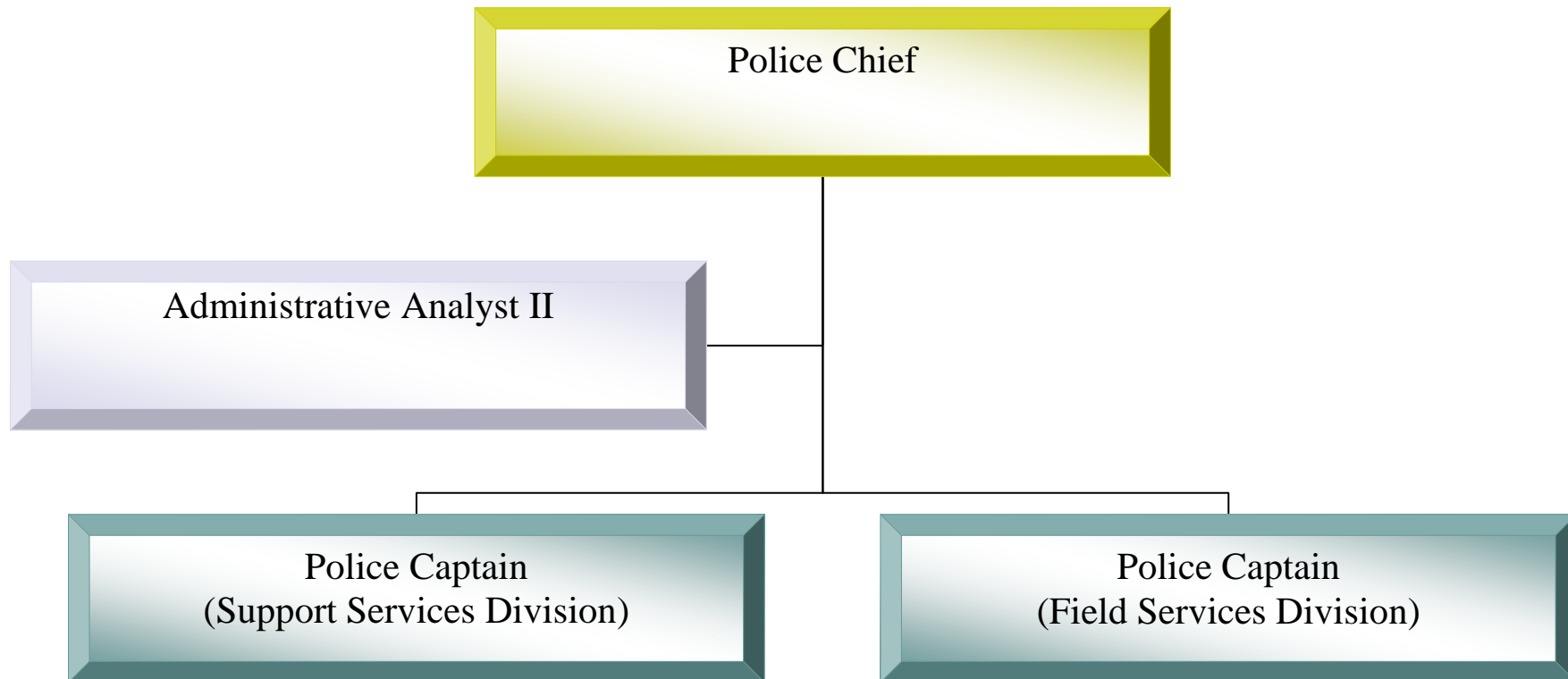


CITY OF ANTIOCH  
2017-19 OPERATING BUDGET



GENERAL FUND – DEPARTMENTAL BUDGETS

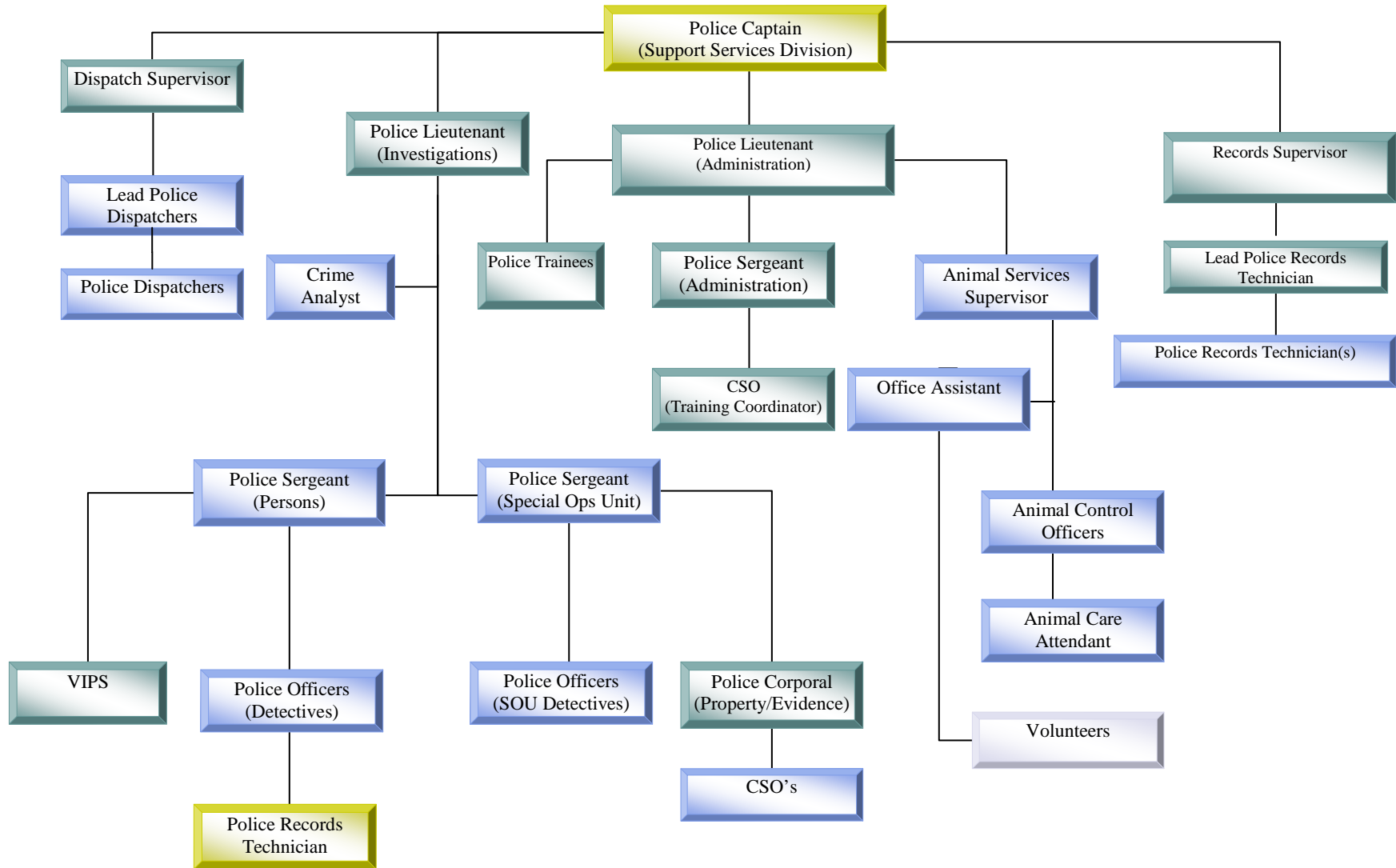
POLICE DEPARTMENT



**CITY OF ANTIOCH  
2017-19 OPERATING BUDGET**



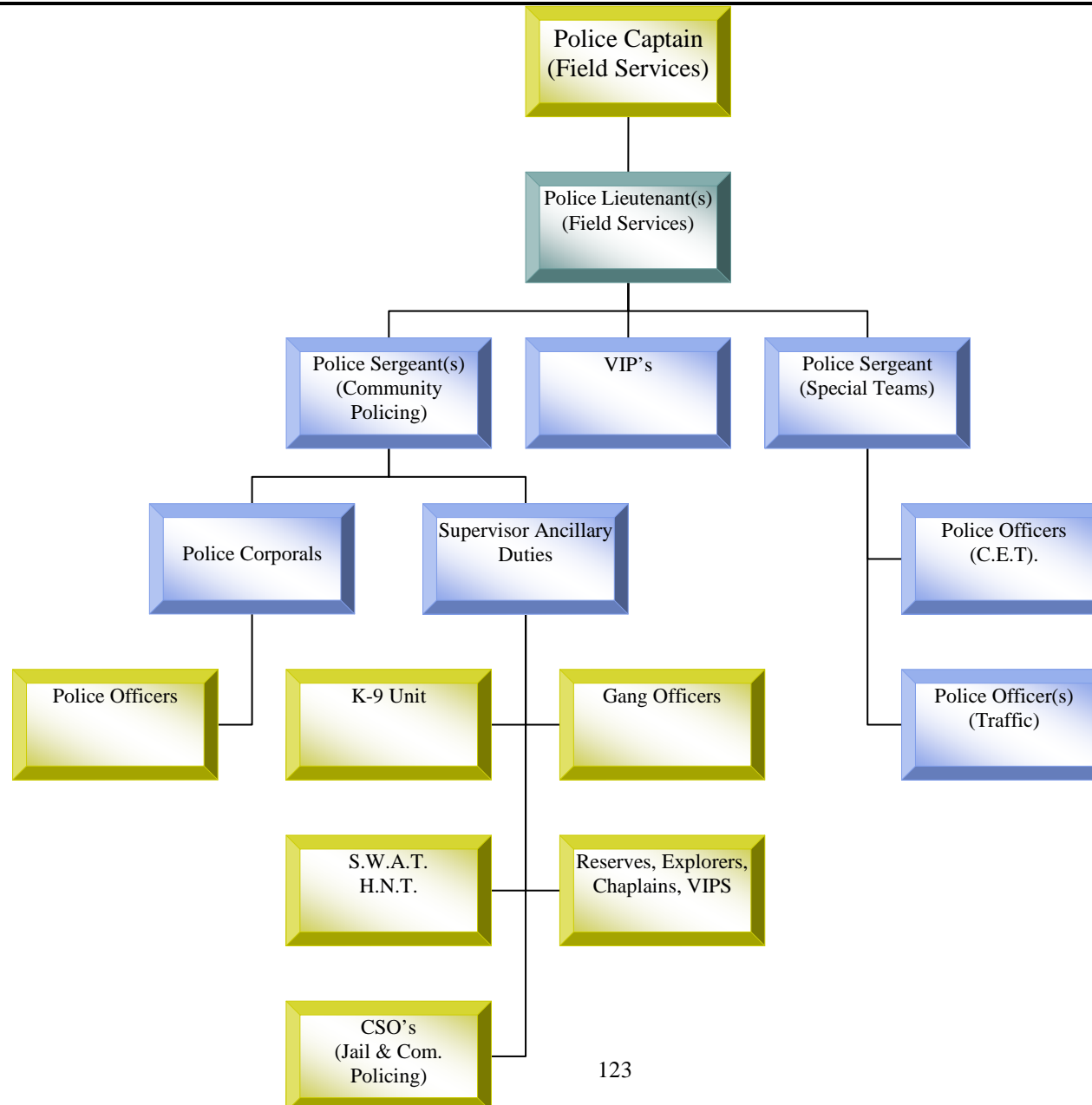
**GENERAL FUND – DEPARTMENTAL BUDGETS**



CITY OF ANTIOCH  
2017-19 OPERATING BUDGET



GENERAL FUND – DEPARTMENTAL BUDGETS



**CITY OF ANTIOCH  
2017-19 OPERATING BUDGET**



**GENERAL FUND – DEPARTMENTAL BUDGETS**

The next pages of this section provide a department summary of revenues and expenditures with tables for sources and uses of funds. A summary of each program or bureau follows with a table showing the sources and uses of funds for each.

<b>POLICE DEPARTMENT SUMMARY</b>								
	<b>2014-15 Actual</b>	<b>2015-16 Actual</b>	<b>2016-17 Budget</b>	<b>2016-17 Revised</b>	<b>2017-18 Proposed</b>	<b>% Change</b>	<b>2018-19 Proposed</b>	<b>% Change</b>
<b>SOURCE OF FUNDS:</b>								
Taxes – Measure C	5,470,955	6,532,060	6,221,185	6,059,658	6,177,785	2%	6,303,241	2%
P.O.S.T. Funds	26,088	6,459	12,000	10,000	12,000	20%	12,000	0%
Federal Grant	368,701	301,030	447,173	800,000	102,000	-87%	0	-100%
Grant Reimbursement – State/Local	46,909	20,639	0	0	0	0%	0	0%
AB109 Reimbursement	130,500	130,500	130,500	130,500	130,500	0%	130,500	0%
Other Service Charges	15,863	21,482	15,000	20,814	19,000	-9%	19,000	0%
Police Services General	48,512	68,392	45,000	82,051	45,000	-45%	45,000	0%
False Alarm Permit Fees	53,102	49,043	30,000	31,460	30,000	-5%	30,000	0%
False Alarm Response	42,122	45,903	24,000	32,730	30,000	-8%	30,000	0%
Other	29,610	23,050	2,000	43,965	15,000	-66%	15,000	0%
Donations	266	175	0	395	0	-100%	0	0%
Booking Fee Reimbursements	3,777	564	5,000	2,500	4,000	60%	4,000	0%
Sales Tax Public Safety	578,236	578,406	520,000	554,000	559,550	1%	565,135	1%
Non-Traffic Fines	17,061	46,695	8,000	3,800	8,000	111%	8,000	0%
Vehicle Code Fines	38,296	56,857	35,000	110,000	50,000	-55%	50,000	0%
Abatement Fees	100	0	0	100	0	-100%	0	0%
Police Services 911-Brentwood	777,822	824,492	400,000	655,471	0	-100%	0	0%
Transfers in	718,960	216,660	853,052	1,116,392	157,143	-86%	140,651	-10%
<b>TOTAL SOURCE OF FUNDS</b>	<b>8,366,880</b>	<b>8,922,407</b>	<b>8,747,910</b>	<b>9,653,836</b>	<b>7,339,978</b>	<b>-24%</b>	<b>7,352,527</b>	<b>0%</b>
<b>USE OF FUNDS:</b>								
Personnel	24,675,748	26,628,766	30,925,816	29,202,442	30,745,582	5%	34,042,404	11%
Services & Supplies	4,662,359	5,185,165	4,702,290	5,076,163	4,532,704	-11%	4,668,837	3%
Transfers Out	454,674	600,096	557,421	913,535	752,275	-18%	901,428	20%
Internal Services	2,333,614	2,767,235	3,162,307	3,180,963	3,168,049	0%	3,311,881	5%
<b>TOTAL USE OF FUNDS</b>	<b>32,126,395</b>	<b>35,181,262</b>	<b>39,347,834</b>	<b>38,373,103</b>	<b>39,198,610</b>	<b>2%</b>	<b>42,924,550</b>	<b>10%</b>

**CITY OF ANTIOCH  
2017-19 OPERATING BUDGET**



**GENERAL FUND – DEPARTMENTAL BUDGETS**

**POLICE DEPARTMENT SUMMARY (Continued)**

	<b>Funded 2016-17</b>	<b>Funded 2017-18</b>	<b>Funded 2018-19</b>
<b>Funded FTE'S</b>			
Administration	11.90	11.80	11.80
Prisoner Custody	1.00	1.00	1.00
Community Policing	79.00	80.00	81.00
Traffic Division	2.00	2.00	2.00
Investigation	19.00	19.00	19.00
Special Operations Unit	5.00	5.00	5.00
Communications	16.00	16.00	16.00
<b>Total Police General Fund Funded FTE's</b>	<b>133.90</b>	<b>134.80</b>	<b>135.80</b>

**CITY OF ANTIOCH  
2017-19 OPERATING BUDGET**



**GENERAL FUND – DEPARTMENTAL BUDGETS**

---

**POLICE ADMINISTRATION (100-3110)**

Police Administration is responsible for the administrative and management functions of the department. Effective organizational planning, community relations, training, emergency preparedness, crime prevention, computer services, recruitment, internal affairs, investigation, public education, police commission, evidence, crime analysis and department budget are included in this activity, as well as the Chief of Police

**2016-2017 Accomplishments:**

- Accelerated hiring the process and increased filled sworn officer personnel positions to 99.
- Continued succession planning/reorganization and mentoring.
- Maintained Coffee with the Cops presentations and utilized as a medium for community outreach.
- Maintained Coffee with the Cops for the Spanish speaking community.
- Allocated the funds for EBRCS and implemented this communications system.
- Allocated the funds for updated Electronic Control Devices (Tasers), implemented and deployed this equipment.
- Allocated the funds for firearms exchange and upgrade, and deployed this equipment.
- Developed and implemented a Citizens Academy.
- Expanded Community Camera/ALPR program to include the entire Sycamore Corridor.

**2018 & 2019 Objectives:**

- Continue the accelerated hiring process with a goal of filling all authorized sworn positions.
- Continue succession planning/reorganization and mentoring.
- Continue to host the Citizens Academy.
- Allocate the funds for the vehicle fleet and replace vehicles with high mileage and in a state of disrepair.
- Monitor calls for service and crime trends to ensure our deployment of personnel is as efficient as possible and delivers the best customer service to the community.
- Increase Administrative Staff positions to help manage budgetary responsibilities and better support the Office of the Chief of Police.
- Conduct promotional processes to fill current and anticipated vacancies in Command Staff and Supervisory ranks.
- Expand the Community Camera/ALPR program to include the intersection of Cavallo Road and E. 18<sup>th</sup> Street.
- Purchase and replace outdated/expired safety equipment to include ballistic helmets and vests and purchase additional less lethal equipment to be utilized in the field.

**CITY OF ANTIOCH  
2017-19 OPERATING BUDGET**



**GENERAL FUND – DEPARTMENTAL BUDGETS**

<b>POLICE ADMINISTRATION (100-3110)</b>								
	<b>2014-15 Actual</b>	<b>2015-16 Actual</b>	<b>2016-17 Budget</b>	<b>2016-17 Revised</b>	<b>2017-18 Proposed</b>	<b>% Change</b>	<b>2018-19 Proposed</b>	<b>% Change</b>
<b>Source of Funds:</b>								
Revenue from Other Agencies	33,979	12,406	12,000	10,000	12,000	20%	12,000	0%
Charges for Services	159,599	184,820	114,000	166,482	124,000	-26%	124,000	0%
Other	28,578	21,534	2,000	21,216	15,000	-29%	15,000	0%
Transfer In – Byrne Grant	25,000	25,000	25,000	0	25,000	100%	0	-100%
<b>Total Source of Funds</b>	<b>247,156</b>	<b>243,760</b>	<b>153,000</b>	<b>197,698</b>	<b>176,000</b>	<b>-11%</b>	<b>151,000</b>	<b>-14%</b>
<b>Use of Funds:</b>								
Personnel	1,744,844	2,200,994	2,668,778	2,701,396	2,877,669	7%	3,172,350	10%
Services & Supplies	1,139,348	1,492,454	1,347,712	1,439,627	1,441,865	0%	1,460,826	1%
Internal Services	881,042	964,479	1,100,441	1,103,666	1,087,718	-1%	1,131,731	4%
<b>Total Use of Funds</b>	<b>3,765,234</b>	<b>4,657,927</b>	<b>5,116,931</b>	<b>5,244,689</b>	<b>5,407,252</b>	<b>3%</b>	<b>5,764,907</b>	<b>7%</b>

**CITY OF ANTIOCH  
2017-19 OPERATING BUDGET**



**GENERAL FUND – DEPARTMENTAL BUDGETS**

**POLICE RESERVES (100-3120)**

Police Reserves provide a uniformed volunteer police unit to augment the Community Policing Bureau in performing day-to-day functions. Police Reserves also provide policing for various City and Civic events.

**Significant Changes 2016-2017**

As noted in previous year's reports, due to P.O.S.T. requirements of police reserve officers, many agencies including APD have seen significant decreases in their reserve numbers. There has been no recruitment for reserve officers as the departments primary focus has been on hiring and filling vacant full time sworn staff. Additionally, Reserve Officer Frank Rupani retired after nearly 20 years of service. Rupani's exit from the unit leaves the program with two reserve officers.

**2016-2017 Accomplishments:**

- The reserve unit continued to assist the Field Services Bureau by assisting with special projects, special events, and holiday patrols.
- The reserve unit had an approximate 8.5% increase in service hours worked over 2015-2016 to date
- Reserves Officers completed 494 vehicle abatement calls which resulted in 117 towed/stored vehicles, 43 citations issued, and 20 vehicles being "red tagged."

**2018 & 2019 Objectives:**

- Continue to use police reserves to assist community policing personnel with special projects.
- Use police reserves to supplement holiday patrols and working special events.
- Continue to use police reserves for 72 hour tows on city streets.
- Assess the viability of recruiting and hiring additional police reserves personnel.

POLICE RESERVES (100-3120)								
	2014-15 Actual	2015-16 Actual	2016-17 Budget	2016-17 Revised	2017-18 Proposed	% Change	2018-19 Proposed	% Change
<b>Source of Funds:</b>								
Charges for Services	0	0	0	573	0	-100%	0	0%
<b>Total Source of Funds</b>	<b>0</b>	<b>0</b>	<b>0</b>	<b>573</b>	<b>0</b>	<b>-100%</b>	<b>0</b>	<b>0%</b>
<b>Use of Funds:</b>								
Personnel	4,657	6,839	2,117	3,550	2,156	-39%	2,156	0%
Services & Supplies	0	0	250	250	2,850	1040%	2,850	0%
Internal Services	5,996	7,181	8,067	8,100	8,255	2%	8,686	5%
<b>Total Use of Funds</b>	<b>10,653</b>	<b>14,020</b>	<b>10,434</b>	<b>11,900</b>	<b>13,261</b>	<b>11%</b>	<b>13,692</b>	<b>3%</b>



**CITY OF ANTIOCH  
2017-19 OPERATING BUDGET**



**GENERAL FUND – DEPARTMENTAL BUDGETS**

**PRISONER CUSTODY (100-3130)**

Prisoner Custody provides for all prisoner custody services, booking, custody transportation and property security. This program is also in charge of maintenance of supplies for the jail.

**2016-2017 Accomplishments:**

- Recruited and hired 2 CSO's to expand the number of civilian jailers to 3.
- Expanded the training of the civilian jail personnel to include writing reports, towing vehicles and assisting at the front counter.
- Provided state mandated biennial training to jailers and sworn officers on temporary holding facilities.
- Modified jailers' work hours to provide maximum jail coverage and reduce impact on sworn officers.

**2018 & 2019 Objectives:**

- Provide safety skill classes for the civilian employees dealing with prisoners.
- Continue to ensure the jail facility and transport vehicles are properly maintained.
- Determine record retention requirements and purge unneeded jail records.
- Assist in the replacement of the outdated breath alcohol testing instrument in the jail with a new Intoximeter DMT (provided through CCCSO grant).
- Facilitate the training of employees to operate the Intoximeter DMT breath alcohol instrument.
- Continue succession planning for the supervisors and managers of this bureau.

<b>POLICE PRISONER CUSTODY (100-3130)</b>								
	<b>2014-15 Actual</b>	<b>2015-16 Actual</b>	<b>2016-17 Budget</b>	<b>2016-17 Revised</b>	<b>2017-18 Proposed</b>	<b>% Change</b>	<b>2018-19 Proposed</b>	<b>% Change</b>
<b>Source of Funds:</b>								
Booking Fee Reimbursements	3,777	564	5,000	2,500	4,000	60%	4,000	0%
<b>Total Source of Funds</b>	<b>3,777</b>	<b>564</b>	<b>5,000</b>	<b>2,500</b>	<b>4,000</b>	<b>60%</b>	<b>4,000</b>	<b>0%</b>
<b>Use of Funds:</b>								
Personnel	444,013	25,314	609,457	119,650	136,656	14%	144,500	6%
Services & Supplies	1,823	237,396	64,301	64,401	64,413	0%	63,633	-1%
Internal Services	38,554	47,792	54,994	55,422	55,352	0%	57,645	4%
<b>Total Use of Funds</b>	<b>484,390</b>	<b>310,502</b>	<b>728,752</b>	<b>239,473</b>	<b>256,421</b>	<b>7%</b>	<b>265,778</b>	<b>4%</b>

**CITY OF ANTIOCH  
2017-19 OPERATING BUDGET**



**GENERAL FUND – DEPARTMENTAL BUDGETS**

---

**COMMUNITY POLICING BUREAU (100-3150)**

The Community Policing Bureau provides general police services and responds to emergency calls to crimes in progress. Community Policing investigates crimes and investigates traffic accidents and enforces traffic laws and provides preventive patrol.

The Community Policing Bureau has been designed to promote a partnership with the community city-wide, and together identify community needs and resolve problems through practice and problem-solving approaches.

**2016-2017 Accomplishments:**

- Continued weekly enforcement operations; targeting violent crime and areas prone to violent crime. (This was eliminated in April 2017)
- Participated in the VSET in an effort to lower our vehicle thefts.
- Continued to move forward with succession planning/reorganization/promotions/mentoring.
- Recruited a canine handler and purchased/trained a new canine in order to fill a vacancy in the unit to achieve full staffing of 6 canine's and handlers.
- Created a 2 officer Community Engagement Team to deal with quality of life issues.

**2018 & 2019 Objectives:**

- Add a Sergeant to supervise this unit along with traffic.
- Continue to move forward with succession planning/reorganization/promotions/mentoring.
- Transition to a 4/10 patrol schedule and eliminate built in overtime.
- Reestablish weekly proactive details.
- K9 Unit Supervisor and Manager to attend K9 Management School.

**CITY OF ANTIOCH  
2017-19 OPERATING BUDGET**



**GENERAL FUND – DEPARTMENTAL BUDGETS**

<b>POLICE COMMUNITY POLICING (100-3150)</b>								
	<b>2014-15 Actual</b>	<b>2015-16 Actual</b>	<b>2016-17 Budget</b>	<b>2016-17 Revised</b>	<b>2017-18 Proposed</b>	<b>% Change</b>	<b>2018-19 Proposed</b>	<b>% Change</b>
<b>Source of Funds:</b>								
Taxes – Measure C	5,470,955	6,532,060	6,221,185	6,059,658	6,177,785	2%	6,303,241	2%
Taxes - PSAF	578,236	578,406	520,000	554,000	559,550	1%	565,135	1%
Fines & Penalties	17,061	46,695	8,000	3,800	8,000	111%	8,000	0%
Rev. from Other Agencies	407,719	315,722	447,173	800,000	102,000	-87%	0	-100%
Other	18	0	0	22,010	0	-100%	0	0%
Transfers In	676,057	162,851	780,000	1,075,542	100,000	-91%	100,000	0%
<b>Total Source of Funds</b>	<b>7,150,046</b>	<b>7,635,734</b>	<b>7,976,358</b>	<b>8,515,010</b>	<b>6,947,335</b>	<b>-18%</b>	<b>6,976,376</b>	<b>0%</b>
<b>Use of Funds:</b>								
Personnel	16,395,906	17,610,999	19,666,159	17,981,834	18,750,107	4%	20,869,457	11%
Services & Supplies	937,987	1,349,693	1,558,066	1,661,187	1,300,499	-22%	1,404,144	8%
Transfers Out	0	0	0	393,000	0	-100%	0	0%
Internal Services	1,026,300	1,257,824	1,450,346	1,460,814	1,374,220	-6%	1,440,453	5%
<b>Total Use of Funds</b>	<b>18,360,193</b>	<b>20,218,516</b>	<b>22,674,571</b>	<b>21,496,835</b>	<b>21,424,826</b>	<b>0%</b>	<b>23,714,054</b>	<b>11%</b>

**CITY OF ANTIOCH  
2017-19 OPERATING BUDGET**



**GENERAL FUND – DEPARTMENTAL BUDGETS**

**TRAFFIC BUREAU (100-3160)**

The Traffic Bureau provides for enforcement of moving traffic violations and parking violations. The Bureau directs traffic to ensure proper traffic flow, investigates major and fatal accidents, enforces driving under the influence violations and investigates traffic complaints. The Bureau works closely with the Community Policing Bureau to suppress traffic problems in target areas.

**2016-2017 Accomplishments:**

- A second officer was added to the Traffic Bureau.
- Conducted several targeted DUI patrols, party patrols, DUI checkpoints and undercover operations regarding alcohol violations.
- Both traffic officers were trained in advanced levels of collision investigations.
- Two new motorcycles were purchased and deployed to the Bureau.
- The department outsourced parking enforcement to SP Plus for all parking complaints and abandoned autos.

**2018 & 2019 Objectives:**

- Add a sergeant to supervise the Bureau along with the CET Team.
- Explore the possibility of adding additional officers to the Bureau.
- Conduct periodic directed traffic enforcement throughout the city.
- Develop in-house training for patrol officers on collision investigations.
- Assign officers in FTO to 1 week in the Traffic Bureau.

<b>POLICE TRAFFIC (100-3160)</b>								
	<b>2014-15</b>	<b>2015-16</b>	<b>2016-17</b>	<b>2016-17</b>	<b>2017-18</b>	<b>%</b>	<b>2018-19</b>	<b>%</b>
	<b>Actual</b>	<b>Actual</b>	<b>Budget</b>	<b>Revised</b>	<b>Proposed</b>	<b>Change</b>	<b>Proposed</b>	<b>Change</b>
<b>Source of Funds:</b>								
Vehicle Code Fines	38,296	56,857	35,000	110,000	50,000	-55%	50,000	0%
Abatement Fees	100	0	0	100	0	-100%	0	0%
<b>Total Source of Funds</b>	<b>38,396</b>	<b>56,857</b>	<b>35,000</b>	<b>110,100</b>	<b>50,000</b>	<b>-55%</b>	<b>50,000</b>	<b>0%</b>
<b>Use of Funds:</b>								
Personnel	0	210,224	483,660	447,895	515,443	15%	574,983	12%
Services & Supplies	0	0	0	950	49,535	5114%	58,882	19%
Internal Services	0	0	0	0	89,208	100%	93,501	5%
<b>Total Use of Funds</b>	<b>0</b>	<b>210,224</b>	<b>483,660</b>	<b>448,845</b>	<b>654,186</b>	<b>46%</b>	<b>727,366</b>	<b>11%</b>

**CITY OF ANTIOCH  
2017-19 OPERATING BUDGET**



**GENERAL FUND – DEPARTMENTAL BUDGETS**

**INVESTIGATION BUREAU (100-3170)**

The Investigation Bureau provides investigative follow-up to those crimes which cannot be resolved at patrol level. Detectives are assigned to burglary, robbery, homicide, sex offenses, checks and juvenile crimes. Additionally, they prepare cases for referral to the District Attorney's office for prosecution.

**2016-2017 Accomplishments:**

- Promoted a Persons Crime Detective to a Field Services Corporal
- Maintained a high clearance rate for homicide cases (currently 75% clearance).
- Reinstated our Pen-Link cell phone location tracking software. (Technology used to pin point a suspect's location in real-time using their cell phone service provider information).
- Purchased Cell-Hawk cell phone analytical software (Technology used to analyze a suspect's whereabouts and routines using cell phone and text message historical data).
- Updated Cell-Brite to the most recent version (Technology used to forensically process cellular/smart phones).
- Purchased new safety equipment (rifle rated ballistic shields and breaching equipment for the investigations supervisor and tourniquets for each detective).

**2018 & 2019 Objectives:**

- Increase Investigations Bureau staffing levels to include two dedicated per-diem detectives.
- Add a second full-time secretary dedicated to investigations (currently there is one full-time and one part-time).
- Maintain a high clearance rate for all crimes.
- Continue to develop future leaders.
- Increase investigations vehicle fleet (need 2 more vehicles).
- Continue to maintain and update technologies that assist with investigations.

<b>POLICE INVESTIGATION (100-3170)</b>								
	<b>2014-15 Actual</b>	<b>2015-16 Actual</b>	<b>2016-17 Budget</b>	<b>2016-17 Revised</b>	<b>2017-18 Proposed</b>	<b>% Change</b>	<b>2018-19 Proposed</b>	<b>% Change</b>
<b>Source of Funds:</b>								
AB109 Reimbursement	0	130,500	130,000	130,500	130,500	0%	130,500	0%
Other	0	0	0	1,014	0	-100%	0	0%
<b>Total Source of Funds</b>	<b>0</b>	<b>130,500</b>	<b>130,000</b>	<b>131,514</b>	<b>130,500</b>	<b>0%</b>	<b>130,500</b>	<b>0%</b>
<b>Use of Funds:</b>								
Personnel	3,069,061	3,701,762	3,995,671	4,320,711	4,470,877	3%	4,946,641	11%
Services & Supplies	490,819	544,673	585,890	568,544	563,580	-1%	563,420	0%
Internal Services	148,159	182,082	209,838	211,394	211,615	0%	221,488	5%
<b>Total Use of Funds</b>	<b>3,708,039</b>	<b>4,428,517</b>	<b>4,791,399</b>	<b>5,100,649</b>	<b>5,246,072</b>	<b>3%</b>	<b>5,731,549</b>	<b>9%</b>

**CITY OF ANTIOCH  
2017-19 OPERATING BUDGET**



**GENERAL FUND – DEPARTMENTAL BUDGETS**

**SPECIAL OPERATIONS UNIT (SOU) (100-3175)**

This unit was formerly known as the Narcotics Bureau, which provided investigative follow-up to those narcotics and vice-related cases which could not be resolved by field services personnel. Due to a significant reduction in staffing, this unit has been re-named; with a primary focus and efforts being placed on fugitive apprehension and high-risk searches.

**2016-2017 Accomplishments:**

- Increased the staffing of SOU to 4 Detectives and 1 Supervisor.
- Continued a solid working relationship with outside agencies in large scale Narcotics, Gang, and Dangerous Weapons related investigations.
- Purchased 4 new vehicle tracking devices.
- Purchased new body wire equipment.
- Purchased a mechanical breaching tool (used to safely breach residential doors, locked vehicle trunks, safes, etc.).
- Renewed lease for new undercover vehicles.

**2018 & 2019 Objectives:**

- Increase the staffing of SOU to 5 Detectives and 1 Supervisor.
- Continue a solid working relationship with outside agencies in large scale Narcotics, Gang, and Dangerous Weapons related investigations.
- Look into purchasing long-range surveillance equipment.
- Add an additional undercover vehicle to the SOU fleet.

<b>POLICE SPECIAL OPERATIONS UNIT (100-3175)</b>								
	<b>2014-15</b>	<b>2015-16</b>	<b>2016-17</b>	<b>2016-17</b>	<b>2017-18</b>	<b>%</b>	<b>2018-19</b>	<b>%</b>
	<b>Actual</b>	<b>Actual</b>	<b>Budget</b>	<b>Revised</b>	<b>Proposed</b>	<b>Change</b>	<b>Proposed</b>	<b>Change</b>
<b>Use of Funds:</b>								
Personnel	837,820	612,009	860,801	1,182,895	1,290,040	9%	1,401,137	9%
Services & Supplies	26,875	30,704	38,327	38,927	37,504	-4%	37,748	1%
Internal Services	66,764	82,020	94,542	95,235	95,348	0%	99,815	5%
<b>Total Use of Funds</b>	<b>931,459</b>	<b>724,733</b>	<b>993,670</b>	<b>1,317,057</b>	<b>1,422,892</b>	<b>8%</b>	<b>1,538,700</b>	<b>8%</b>

**CITY OF ANTIOCH  
2017-19 OPERATING BUDGET**



**GENERAL FUND – DEPARTMENTAL BUDGETS**

**COMMUNICATIONS BUREAU (100-3180)**

Communications (police dispatch) provides emergency and non-emergency dispatch services and directs citizens to the proper service providers.

**2016-2017 Accomplishments:**

- Hired 1 Dispatch Supervisor.
- The dispatch center answered 76,730 9-1-1 calls and 181,467 non emergency calls in 2016
- Upgraded to ergonomic workstations and chairs.
- Installed EBRCS.
- Installed camera monitoring equipment to each station to assist officers.

**2018 & 2019 Objectives:**

- Become text compatible to receive text messages to 9-1-1.
- Explore implementing 9-1-1 for Kids programs and speak to local schools.
- Continue to recruit and hire dispatch personnel.
- Research and implement new CAD (computer aided dispatch) system.
- Look toward future technology/ equipment needs.
- Have Dispatch Staff become more involved in community events (Coffee with the Cops, etc.).
- Look into new translation services to better serve the growing Community of Antioch.
- Research and implement new recording system that is compatible with EBRCS.

<b>POLICE COMMUNICATIONS (100-3180)</b>								
	<b>2014-15 Actual</b>	<b>2015-16 Actual</b>	<b>2016-17 Budget</b>	<b>2016-17 Revised</b>	<b>2017-18 Proposed</b>	<b>% Change</b>	<b>2018-19 Proposed</b>	<b>% Change</b>
<b>Source of Funds:</b>								
Police Services 911 Brentwood	777,822	824,492	400,000	655,471	0	-100%	0	0%
<b>Total Source of Funds</b>	<b>777,822</b>	<b>824,492</b>	<b>400,000</b>	<b>655,471</b>	<b>0</b>	<b>-100%</b>	<b>0</b>	<b>0%</b>
<b>Use of Funds:</b>								
Personnel	2,121,415	2,209,617	2,564,360	2,356,461	2,607,669	11%	2,825,845	8%
Services & Supplies	1,566,025	1,011,578	484,465	534,408	484,990	-9%	485,303	0%
Internal Services	156,990	190,257	218,647	220,204	220,866	0%	231,975	5%
<b>Total Use of Funds</b>	<b>3,844,430</b>	<b>3,411,452</b>	<b>3,267,472</b>	<b>3,111,073</b>	<b>3,313,525</b>	<b>7%</b>	<b>3,543,123</b>	<b>7%</b>

**CITY OF ANTIOCH  
2017-19 OPERATING BUDGET**



**GENERAL FUND – DEPARTMENTAL BUDGETS**

**OFFICE OF EMERGENCY MANAGEMENT (100-3185)**

The Office of Emergency Management has the essential service responsibility for "disaster preparedness" in our community. This section will develop, maintain and coordinate current emergency preparedness plans that will help mitigate the effects of potential man-made and natural disasters. A useful plan is one that will support efficiency by dividing up the overall problem into manageable tasks and assigning similar types of tasks to defined organizational elements. This will allow each organizational element to focus on specific missions as part of an overall team.

**2016-2017 Accomplishments:**

- Provided presentations to community groups related to disaster preparedness.
- Worked in conjunction with the east county CERT organizers continuing our partnership for the purposes of expanding the training of volunteers in the area of emergency services.
- Obtained Council approval on the Citywide Emergency Operations Plan.
- Relocation of secondary EOC.
- Conducted table top disaster preparedness exercises for applicable City staff.
- Incorporated CCCFD into table top exercises.
- Trained City staff assigned to the EOC on roles and responsibilities.

**2018 & 2019 Objectives:**

- Continue to provide presentations to community groups related to disaster preparedness.
- Conduct table top disaster preparedness exercise for applicable City staff and incorporate outside agencies.
- Update maps, forms, and equipment.
- Fill vacancies and train new staff.
- Acquire and incorporate the use of computers with in the EOC system.

<b>POLICE OFFICE OF EMERGENCY MANAGEMENT (100-3185)</b>								
	<b>2014-15 Actual</b>	<b>2015-16 Actual</b>	<b>2016-17 Budget</b>	<b>2016-17 Revised</b>	<b>2017-18 Proposed</b>	<b>% Change</b>	<b>2018-19 Proposed</b>	<b>% Change</b>
<b>Use of Funds:</b>								
Services & Supplies	23,956	7,685	26,535	26,076	26,108	0%	26,111	0%
Internal Services	(23,269)	(5,988)	(21,248)	(21,161)	(21,205)	0%	(20,948)	-1%
<b>Total Use of Funds</b>	<b>687</b>	<b>1,697</b>	<b>5,287</b>	<b>4,915</b>	<b>4,903</b>	<b>0%</b>	<b>5,163</b>	<b>5%</b>



**CITY OF ANTIOCH  
2017-19 OPERATING BUDGET**



**GENERAL FUND – DEPARTMENTAL BUDGETS**

---

**COMMUNITY VOLUNTEER PROGRAM/CRIME PREVENTION COMMISSION/CHAPLAINCY (100-3195)**

The Volunteer Program supports police services, while providing the citizens an opportunity to actively support their community. These opportunities will involve clerical support, vacation patrols, crime prevention and community awareness presentations.

The Antioch Police Crime Prevention Commission is composed of seven members who are appointed by the Mayor. Their purpose is to organize and facilitate Antioch's Crime Prevention Program through the Neighborhood Watch Program.

The Chaplaincy Program is a ministry of ordained volunteer clergy to support the employees of Antioch Police Department and the citizens of Antioch during crisis/non-crisis situations.

**2016-2017 Accomplishments:**

**VIPS**

- Expanded the decoy car program to include additional days, locations, and short notice special requests.
- Added 1 Field Services and 5 Support Services VIPS to the program.
- Developing Hans Ho into the Volunteer Coordinator role.
- Provided service, direction, and equipment at all Neighborhood Cleanups.
- Hans Ho attended a Volunteer Coordinator training presented by LEVOC.
- VIPS service hours worked had an equivalent dollar value of approximately **\$236,118**.

**EXPLORERS**

- Increased the ethnic diversity and gender equity within Explorer Post with the addition of 10 new Explorers to better reflect the demographics of Antioch.
- Coordinated and planned our first Explorer Crab feed which raised approximately **\$25,000** for the program.
- Explorers participated the 3 day 2016 Solano County Explorer Academy (the only police agency outside of Solano County invited).
- Explorers participated in a number of civic events and assisted APD staff in department training.

**CHAPLAINS**

- Regularly respond as requested by patrol staff to provide faith based service to citizens in both crisis and non-crisis situations.
- Father Robert Rein is actively involved in Police and Fire Chaplaincy and regularly attends training on critical incident stress management and how to provide services to first responders.

**2018 & 2019 Objectives:**

**VIPS**

- Recruit a sufficient number of applicants to complete another Field Services VIPS Academy.
- Expand the duties assigned to VIPS personnel and continue to assess if appropriate to expand duties of VIPS personnel.
- Increase the number of VIPS willing to participate on the incident "call out" list to assist at fatal/major injury collisions and critical incidents to support patrol staff.

**CITY OF ANTIOCH  
2017-19 OPERATING BUDGET**



**GENERAL FUND – DEPARTMENTAL BUDGETS**

**EXPLORERS**

- Allow Explorers to attend 2017 Central Valley Explorer Competition.
- Continue Explorer recruitment efforts as a significant number of Explorers will “age out” in the coming months.
- Consider assigning additional duties to Explorers similar to VIPS duties.
- Attend the 4 day 2017 Solano Explorer academy at the Fairfield Public Safety Facility.

**CHAPLAINS**

- Recruit Chaplains for additional religions (Muslim, Sikh, etc.) in order to better meet the needs of our diverse community.
- Attain critical incident stress management training for all Chaplains to better assist them in their roles as Police Chaplains.

<b>POLICE COMMUNITY VOLUNTEERS (100-3195)</b>								
	<b>2014-15 Actual</b>	<b>2015-16 Actual</b>	<b>2016-17 Budget</b>	<b>2016-17 Revised</b>	<b>2017-18 Proposed</b>	<b>% Change</b>	<b>2018-19 Proposed</b>	<b>% Change</b>
<b>Source of Funds:</b>								
Donations	266	175	0	395	0	-100%	0	0%
Transfer In – Byrne Grant	17,903	28,809	48,052	40,850	32,143	-21%	40,651	0%
<b>Total Source of Funds</b>	<b>18,169</b>	<b>28,984</b>	<b>48,052</b>	<b>41,245</b>	<b>32,143</b>	<b>-22%</b>	<b>40,651</b>	<b>0%</b>
<b>Use of Funds:</b>								
Personnel	58,032	51,008	74,813	88,050	94,965	8%	105,335	11%
Services & Supplies	11,217	16,153	19,130	21,130	16,935	-20%	15,300	-10%
Internal Services	3,856	4,806	5,337	5,440	5,358	-2%	5,494	3%
<b>Total Use of Funds</b>	<b>73,105</b>	<b>71,967</b>	<b>99,280</b>	<b>114,620</b>	<b>117,258</b>	<b>2%</b>	<b>126,129</b>	<b>8%</b>

**CITY OF ANTIOCH  
2017-19 OPERATING BUDGET**



**GENERAL FUND – DEPARTMENTAL BUDGETS**

**FACILITIES MAINTENANCE (100-3200)**

The primary objective of the Facilities Maintenance activity is to provide for an acceptable level of maintenance to the Police and Animal Services facilities. There are no personnel assigned to this work. Facilities maintenance work such as roof repairs, general building repairs, and necessary alterations to office, installation of building hardware, electrical wiring and janitorial maintenance are accomplished through this program. Additionally, utilities for the department are paid from this account.

**2016-2017 Accomplishments:**

- Completed improvements to the interior of the PD to include: (Historical framed photographs throughout the PD, updated display case, new plants and rocks in the planter boxes, new chairs and monitors in the briefing room, improvements to the fitness room and report writing room).
- Completed the installation of privacy slats on the entire perimeter of the back lot of the PD.
- Completed landscaping renovations to the front of the PD as well as the PD courtyard.
- Entered a contract with Safe Store Inc. (Off-site storage location for evidence that will eventually eliminate the need to store evidence in the investigations surge area).
- Replaced Evidence lockers in the property room.

**2018 & 2019 Objectives:**

- Continue to maintain and update the improvements that were made to the interior and exterior of the PD to include: (Historical framed photographs, display cases, fitness room, report writing room, evidence room, landscaping).
- Continue to explore permanent evidence storage options in an effort to eliminate the need for rented storage containers.
- Assess the need and feasibility of developing the remaining surge areas of the PD.
- Refurbish and modernize indoor firing range.

<b>POLICE FACILITIES MAINTENANCE (100-3200)</b>								
	<b>2014-15 Actual</b>	<b>2015-16 Actual</b>	<b>2016-17 Budget</b>	<b>2016-17 Revised</b>	<b>2017-18 Proposed</b>	<b>% Change</b>	<b>2018-19 Proposed</b>	<b>% Change</b>
<b>Use of Funds:</b>								
Services & Supplies	464,309	494,829	577,614	720,663	544,425	-24%	550,620	1%
Transfer Out	18,901	19,106	19,313	19,313	19,522	1%	19,732	1%
Internal Services	29,222	36,782	41,343	41,849	41,314	-1%	42,041	2%
<b>Total Use of Funds</b>	<b>512,432</b>	<b>550,717</b>	<b>638,270</b>	<b>781,825</b>	<b>605,261</b>	<b>-23%</b>	<b>612,393</b>	<b>1%</b>

**CITY OF ANTIOCH  
2017-19 OPERATING BUDGET**



**GENERAL FUND – DEPARTMENTAL BUDGETS**

---

**ANIMAL CONTROL SUPPORT (100-3320)**

The City operates an animal shelter for which the Police Department has oversight. The operations of the animal shelter are accounted for in a Special Revenue Fund. A subsidy is provided by the General Fund to the Animal Control Special Revenue Fund to support operations.

**2016-2017 Accomplishments:**

- Increased staff of ACA's from 6 to 10. Also hired a full time Office Assistant to work the front counter. (Additionally, City Council has approved the hiring of a part time veterinarian and full-time Registered Veterinarian technician, though those positions remain unfilled).
- Euthanasia rate fell to 9.9% in 2016-2017 from 14.06% in 2015-2016.
- Facility improvements as follows: classroom area received a cleanout and makeover, making the space more user friendly for animal meet and greets, areas of concern of the aging building have been identified and repaired as needed within the shelter; portals have been added to cat kennels making them more conducive to the overall health of the cat population; design and construction of the shelter's new surgical suite began with funding from ARF and Maddie's Fund; cleaning agent used to clean the shelter was changed to align with industry standards and provide for a healthier environment for the shelter animals; and HVAC system was evaluated and suggestions made for improvements to our current system to bring our current system up to industry standards.
- Staff has worked with 3 rescues in Oregon this fiscal year to increase out of state adoptions. However, trips to Idaho, Washington and Montana were hindered by inclement weather and roads as well as vehicle limitations.

**2018 & 2019 Objectives:**

- Increase allotted hours for ACA's and overall staffing levels.
- Recruit and hire a qualified part-time veterinarian and registered veterinarian technician.
- Provide basic and advanced training opportunities for part time and full time staff.
- Continue to decrease euthanasia rates by continuing to work with rescue partners and transferring animals to out of state rescue partners.
- Complete construction of surgical suite and beginning utilizing it to the fullest extent to provide for the overall health of the animals within the shelter and ultimately reduce the cost of medical care from outside sources.
- Continue to increase our out of area rescue partners as well as work with local rescues.
- Evaluate suggested HVAC improvements and make appropriate repairs to bring our system up to industry standards.
- Start an on-site dog training program to increase the adoptability of some hard to place dogs.
- Evaluate and make changes to current feral cat policy to make it more of an effective, usable policy.
- Continue to utilize our resources to keep our population at a manageable rate.
- Explore options to obtain a vehicle to be used for the transport of animals to rescue.
- Explore additional funding options to enhance our volunteer program. Continue to refine existing programs.

**CITY OF ANTIOCH  
2017-19 OPERATING BUDGET**



**GENERAL FUND – DEPARTMENTAL BUDGETS**

<b>POLICE ANIMAL CONTROL SUPPORT (100-3320)</b>								
	<b>2014-15 Actual</b>	<b>2015-16 Actual</b>	<b>2016-17 Budget</b>	<b>2016-17 Revised</b>	<b>2017-18 Proposed</b>	<b>% Change</b>	<b>2018-19 Proposed</b>	<b>% Change</b>
<b>Use of Funds:</b>								
Transfer Out to Animal Control	435,773	580,990	538,108	501,222	732,753	46%	881,696	20%
<b>Total Use of Funds</b>	<b>435,773</b>	<b>580,990</b>	<b>538,108</b>	<b>501,222</b>	<b>732,753</b>	<b>46%</b>	<b>881,696</b>	<b>20%</b>

**This page left intentionally blank**

**CITY OF ANTIOCH  
2017-19 OPERATING BUDGET**



**GENERAL FUND – DEPARTMENTAL BUDGETS**

**PARKS AND RECREATION ADMINISTRATION SUPPORT**

Parks and Recreation provides the City's residents recreational, preschool, social and meeting space within the community. Recreation Programs are accounted for in the Recreation Special Revenue Fund and Prewett Park Enterprise Fund. The Parks and Recreation Administration Support division within the General Fund provides a subsidy to both these funds to support operations.

<b>PARK &amp; RECREATION ADMINISTRATION SUPPORT (100-4110)</b>								
	<b>2014-15 Actual</b>	<b>2015-16 Actual</b>	<b>2016-17 Budget</b>	<b>2016-17 Revised</b>	<b>2017-18 Proposed</b>	<b>% Change</b>	<b>2018-19 Proposed</b>	<b>% Change</b>
<b>USE OF FUNDS:</b>								
Transfer Out to Recreation Fund	422,440	689,226	723,515	767,461	704,817	-8%	771,468	9%
Transfer Out to Prewett Park Fund	579,000	717,500	396,105	456,105	429,000	-6%	469,500	9%
<b>Total Use of Funds</b>	<b>1,001,440</b>	<b>1,406,726</b>	<b>1,119,620</b>	<b>1,223,566</b>	<b>1,133,817</b>	<b>-7%</b>	<b>1,240,968</b>	<b>9%</b>

**This page left intentionally blank**



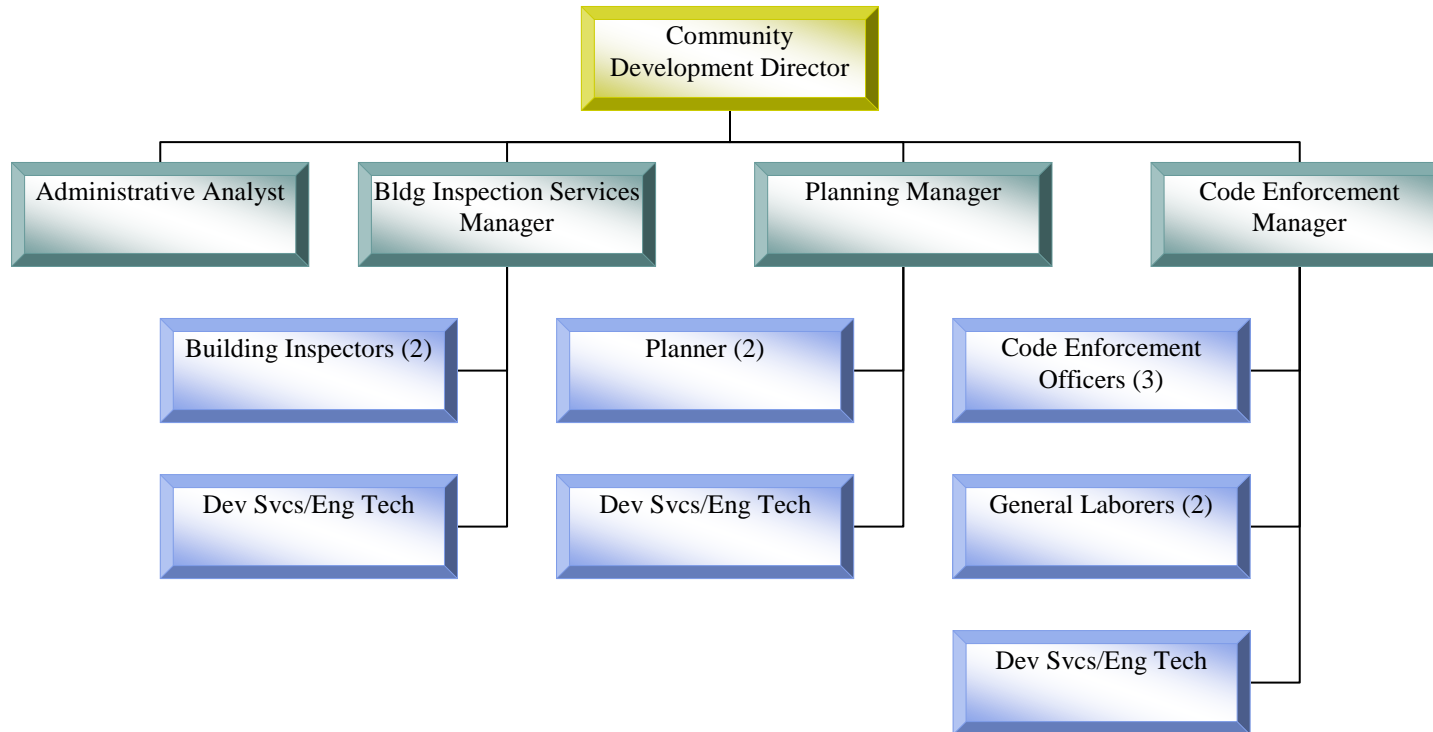
**CITY OF ANTIOCH  
2017-19 OPERATING BUDGET**



**GENERAL FUND – DEPARTMENTAL BUDGETS**

**COMMUNITY DEVELOPMENT DEPARTMENT**

The goal of the Community Development Department is to manage the City’s built and natural environments through the development review and permitting process and the enforcement of existing regulations. This goal is addressed through advanced and current City planning programs, through an efficient and informed building inspection program, and through a responsive and professional code enforcement program. These programs provide exceptional customer service, create a safer and more attractive environment, expand economic development opportunities, and contribute to a better quality of life for the City of Antioch and its residents.



# of Funded Positions	# of Positions Filled	# Vacant Funded Positions	# Proposed New Positions
17.00	15.00	2.00	2

**CITY OF ANTIOCH  
2017-19 OPERATING BUDGET**



**GENERAL FUND – DEPARTMENTAL BUDGETS**

<b>COMMUNITY DEVELOPMENT SUMMARY</b>								
	<b>2014-15 Actual</b>	<b>2015-16 Actual</b>	<b>2016-17 Budget</b>	<b>2016-17 Revised</b>	<b>2017-18 Proposed</b>	<b>% Change</b>	<b>2018-19 Proposed</b>	<b>% Change</b>
<b>SOURCE OF FUNDS:</b>								
Taxes – Measure C	112,685	289,384	668,473	530,000	579,115	9%	625,084	8%
Building Permits	922,159	820,882	1,000,000	1,000,000	1,000,000	0%	1,000,000	0%
Plan Checking Fees	265,000	261,753	195,000	281,000	317,680	13%	385,360	21%
Planning Fees	17,383	16,649	14,000	30,930	30,000	-3%	30,000	0%
Pool Safety Fee	596	1,127	500	1,000	500	-50%	500	0%
Cert Access Spec Consultation	0	35	0	0	0	0%	0	0%
Technology Fee	23,621	21,791	22,500	24,000	24,000	0%	24,000	0%
Energy Inspection Fee	23,575	21,680	22,500	22,500	24,000	7%	24,000	0%
Accessibility Fee	3,266	2,405	2,000	3,800	2,000	-47%	2,000	0%
Green Bldg Verif & Compliance	44,640	26,953	85,000	40,000	40,000	0%	40,000	0%
Federal Grant	24,994	41,581	0	0	0	0%	0	0%
General Plan Maintenance Fee	14,014	6,171	10,000	22,195	9,650	-57%	9,650	0%
Reimbursement Developers	76,845	34,663	80,000	5,007	5,000	0%	5,000	0%
Assessment Fees	43,071	74,519	40,000	60,000	122,500	104%	132,500	0%
Abatement Fees	103,788	67,161	95,000	80,000	142,500	78%	157,500	11%
Donations	0	0	0	0	0	0%	0	0%
Revenue from Other Agencies	0	266,327	160,530	60,100	688,131	1045%	0	-100%
Miscellaneous Revenue	26,148	17,067	38,540	26,500	30,000	13%	30,000	0%
<b>Total Source of Funds</b>	<b>1,701,785</b>	<b>1,970,148</b>	<b>2,434,043</b>	<b>2,187,032</b>	<b>3,015,076</b>	<b>38%</b>	<b>2,465,594</b>	<b>-18%</b>
<b>USE OF FUNDS:</b>								
Personnel	1,367,912	1,435,270	2,521,511	2,386,525	2,390,322	0%	2,695,726	13%
Services & Supplies	944,234	739,623	515,624	813,816	1,581,099	94%	740,530	-53%
Internal Services	552,586	621,716	746,200	748,793	735,603	-2%	795,708	8%
<b>Total Use of Funds</b>	<b>2,864,732</b>	<b>2,796,609</b>	<b>3,783,335</b>	<b>3,949,134</b>	<b>4,707,024</b>	<b>19%</b>	<b>4,231,964</b>	<b>-10%</b>

**CITY OF ANTIOCH  
2017-19 OPERATING BUDGET**



**GENERAL FUND – DEPARTMENTAL BUDGETS**

<b>COMMUNITY DEVELOPMENT SUMMARY (Continued)</b>			
	<b>Funded 2016-17</b>	<b>Funded 2017-18</b>	<b>Funded 2018-19</b>
<b>Funded FTE'S</b>			
Administration	2.00	0.00	0.00
Land Planning Services	3.00	4.64	4.64
Code Enforcement	7.00	7.63	7.63
Building Inspection	3.00	4.63	4.63
<b>Total Community Development Funded FTE's</b>	<b>15.00</b>	<b>16.90</b>	<b>16.90</b>

**COMMUNITY DEVELOPMENT ADMINISTRATION (100-5110)**

This Division included funding for a Community Development Director and one Administrative Analyst. Beginning in Fiscal Year 2018, this division is being split among the Planning, Code Enforcement and Building Divisions of Community Development. The table below is for the revised 2016-17 Budget.

<b>COMMUNITY DEVELOPMENT ADMINISTRATION (100-5110)</b>								
	<b>2014-15 Actual</b>	<b>2015-16 Actual</b>	<b>2016-17 Budget</b>	<b>2016-17 Revised</b>	<b>2017-18 Proposed</b>	<b>% Change</b>	<b>2018-19 Proposed</b>	<b>% Change</b>
<b>Source of Funds:</b>								
Other	1,470	21	15,540	10,000	0	-100%	0	0%
<b>Total Source of Funds</b>	<b>1,470</b>	<b>21</b>	<b>15,540</b>	<b>10,000</b>	<b>0</b>	<b>-100%</b>	<b>0</b>	<b>0%</b>
<b>Use of Funds:</b>								
Personnel	393,228	437,425	453,269	453,269	0	-100%	0	0%
Services & Supplies	104,102	133,459	137,674	138,579	0	-100%	0	0%
Internal Services	205,026	219,938	274,824	275,169	0	-100%	0	0%
<b>Total Use of Funds</b>	<b>702,356</b>	<b>790,822</b>	<b>865,767</b>	<b>867,017</b>	<b>0</b>	<b>-100%</b>	<b>0</b>	<b>0%</b>
Funded FTE's	2.00	2.00	2.00	2.00	0.00		0.00	

**CITY OF ANTIOCH  
2017-19 OPERATING BUDGET**



**GENERAL FUND – DEPARTMENTAL BUDGETS**

**LAND PLANNING SERVICES DIVISION (100-5130)**

This Division is the central point for the review and processing of all development applications, including rezoning, use permits, variances, design review, planned developments, tentative maps, etc. Staff is responsible for assuring compliance with California Environmental Quality Act (CEQA) and applicable General Plan requirements and provides staff support for the Planning Commission. The planning staff is also responsible for the long-range planning of the community, including updating the General Plan and the preparation of specific plans for future growth areas and coordinating with the planning activities of surrounding jurisdictions and the County. The division is staffed by one Senior Planner and one Associate Planner.

**2016-2017 Accomplishments:**

- Near completion on the Downtown Specific Plan.
- Coordinated with LAFCO and the County on issues affecting the annexation of Area 2A as directed by Council.
- Near completion of the General Plan Land Use Element update.
- Accepted grant to develop a city-wide Habitat Conservation Plan (HCP).
- Continued to provide the best service possible given reduced staffing levels.

**2018 & 2019 Objectives:**

- Complete the Downtown Specific Plan.
- Continue to process land use requests and provide assistance on the annexation of Area 2A as directed by Council.
- Adopt zoning requirements for annexation Area 2b.
- Revise General Plan Land Use Element and update Zoning Ordinance.
- Upgrade project tracking software.

<b>COMMUNITY DEVELOPMENT LAND PLANNING SERVICES (100-5130)</b>								
	<b>2014-15 Actual</b>	<b>2015-16 Actual</b>	<b>2016-17 Budget</b>	<b>2016-17 Revised</b>	<b>2017-18 Proposed</b>	<b>% Change</b>	<b>2018-19 Proposed</b>	<b>% Change</b>
<b>Source of Funds:</b>								
Charges for Services	194,877	132,221	109,000	154,125	207,330	35%	275,010	33%
Revenue from Other Agencies	0	266,327	160,530	60,100	688,131	1045%	0	-100%
Other	76,845	34,663	80,000	5,007	15,000	200%	15,000	0%
<b>Total Source of Funds</b>	<b>271,722</b>	<b>433,211</b>	<b>349,530</b>	<b>219,232</b>	<b>910,461</b>	<b>315%</b>	<b>290,010</b>	<b>-68%</b>
<b>Use of Funds:</b>								
Personnel	357,311	251,702	696,568	688,936	717,080	4%	830,241	16%
Services & Supplies	555,756	186,230	118,698	372,368	903,513	143%	159,708	-82%
Internal Services	153,676	174,077	207,769	208,580	291,921	40%	326,380	12%
<b>Total Use of Funds</b>	<b>1,066,743</b>	<b>612,009</b>	<b>1,023,035</b>	<b>1,269,884</b>	<b>1,912,514</b>	<b>51%</b>	<b>1,316,329</b>	<b>-31%</b>
Funded FTE's	3.00	3.00	3.00	3.00	4.64		4.64	

**CITY OF ANTIOCH  
2017-19 OPERATING BUDGET**



**GENERAL FUND – DEPARTMENTAL BUDGETS**

---

**CODE ENFORCEMENT (100-5140)**

The Code Enforcement Division's primary enforcement efforts are directed toward homeless encampments on City and private property, substandard housing, and unsecure and unoccupied residential properties. Code Enforcement Officers also respond to complaints regarding the accumulation of trash and rubbish on occupied and unoccupied properties and abandoned vehicles on private property. The Code Enforcement Abatement Team responds to complaints of dumping on City property, graffiti on City property, abandoned shopping carts and assists with homeless encampment cleanups. Code Enforcement's administrative staff process complaints received via phone, e-mail, in person, by referral and through the city's website, in addition to maintaining various databases, and administrating the lien and assessment cost recovery program. Current Code Enforcement Division staff consists of 3 full-time Code Enforcement Officers, 1 full-time contract Code Enforcement Officer working Housing Code violations, 2 Abatement Team personnel, and 1 full-time and 1 part-time administrative staff. The Code Enforcement Division operations are overseen by the Code Enforcement Manager.

**2016-2017 Accomplishments:**

- The Code Enforcement Division is part of Antioch's new Community Engagement Team (CET).
- Code Enforcement Officers partnered with CORE program for homeless outreach.
- The Abatement Team collected 4,373 yards of junk/rubbish, collected 1,289 carts, and abated 577 instances of graffiti from city property since its formation in 2016.
- Filled three contract Code Enforcement Officer positions with full time City employees.
- Code Enforcement Officers attended Basic and Intermediate Code Enforcement Officer training courses resulting in a combined 240 hours of training.
- Investigated 1,713 complaints FY to date (04.03.17) compared to 1,542 at this time last year.

**2018 & 2019 Objectives:**

- Code Enforcement Officers to attend Advanced Training (Module 3) and obtain CACEO certification.
- Code Enforcement Officers to attend continuing education courses.
- Hire two additional contract Code Enforcement Officers (additional 750 cases/yr per officer).
- Increase proactive code enforcement activity in blighted neighborhoods.
- Enforce illegal dumping violations.
- Upgrade case tracking software.

**CITY OF ANTIOCH  
2017-19 OPERATING BUDGET**



**GENERAL FUND – DEPARTMENTAL BUDGETS**

<b>COMMUNITY DEVELOPMENT CODE ENFORCEMENT (100-5140)</b>								
	<b>2014-15</b>	<b>2015-16</b>	<b>2016-17</b>	<b>2016-17</b>	<b>2017-18</b>	<b>%</b>	<b>2018-19</b>	<b>%</b>
	<b>Actual</b>	<b>Actual</b>	<b>Budget</b>	<b>Revised</b>	<b>Proposed</b>	<b>Change</b>	<b>Proposed</b>	<b>Change</b>
<b>Source of Funds:</b>								
Taxes – Measure C	112,685	289,384	668,473	530,000	579,115	9%	625,084	8%
Charges for Services	146,859	141,680	135,000	140,000	265,000	89%	290,000	9%
Revenue from Other Agencies	24,994	41,581	0	0	0	0%	0	0%
Other	4,028	6,767	3,000	6,000	5,000	-17%	5,000	0%
<b>Total Source of Funds</b>	<b>288,566</b>	<b>479,412</b>	<b>806,473</b>	<b>676,000</b>	<b>849,115</b>	<b>26%</b>	<b>920,084</b>	<b>8%</b>
<b>Use of Funds:</b>								
Personnel	149,791	323,167	694,537	567,183	964,577	70%	1,060,422	10%
Services & Supplies	208,502	318,206	186,925	230,892	503,362	118%	462,858	-8%
Internal Services	47,163	49,393	53,498	53,837	141,475	163%	150,631	6%
<b>Total Use of Funds</b>	<b>405,456</b>	<b>690,766</b>	<b>934,960</b>	<b>851,912</b>	<b>1,609,414</b>	<b>89%</b>	<b>1,673,911</b>	<b>4%</b>
Funded FTE's	3.60	7.60	7.60	7.00	7.63		7.63	

**CITY OF ANTIOCH  
2017-19 OPERATING BUDGET**



**GENERAL FUND – DEPARTMENTAL BUDGETS**

---

**BUILDING INSPECTION SERVICES DIVISION (100-5160)**

The Building Inspection Division inspects all permitted construction projects within the City which are not in the public right-of-way, enforcing standards set in the Building, Plumbing, Electrical, and Mechanical and Municipal codes. This division administers and collects development/permit fees charged by the City and other agencies; maintains the City's street address system; inspects existing structures/dwelling units for health and safety hazards when called upon; enforces State Accessibility and Energy Efficiency standards; and works diligently to enforce minimum standards to safeguard life, health, property and public welfare by regulating and controlling the design, construction, quality of materials, use and occupancy of all buildings and structures within the City. There are two Building Inspectors and one Building Division Manager who provide technical support, plan check for new projects, issue over the counter permits and day to day management of the division.

**2016-2017 Accomplishments:**

- Provided Building Code information and guidance to our residents and developers in the office and in the field.
- Provided responsive, professional and flexible plan review, permitting and inspection services to the construction community.
- Issued 2,600 building permits.
- Performed 7,057 inspections.

**2018 & 2019 Objectives:**

- Continue to increase the competency and efficiency of the Building Division through in-house and external training and education for staff.
- Continue to provide exceptional customer service by making same day/next day inspections, timely plan review and informative, customer friendly public handouts and forms.
- Upgrade permit tracking software.
- Hire a Building Permit Technician to assist with permit issuance and counter duties.

**CITY OF ANTIOCH  
2017-19 OPERATING BUDGET**



**GENERAL FUND – DEPARTMENTAL BUDGETS**

<b>COMMUNITY DEVELOPMENT BUILDING INSPECTION (100-5160)</b>								
	<b>2014-15 Actual</b>	<b>2015-16 Actual</b>	<b>2016-17 Budget</b>	<b>2016-17 Revised</b>	<b>2017-18 Proposed</b>	<b>% Change</b>	<b>2018-19 Proposed</b>	<b>% Change</b>
<b>Source of Funds:</b>								
Permits	922,159	820,882	1,000,000	1,000,000	1,000,000	0%	1,000,000	0%
Charges for Services	197,218	226,343	242,500	271,300	240,500	-11%	240,500	0%
Other	20,650	10,279	20,000	10,500	15,000	43%	15,000	0%
<b>Total Source of Funds</b>	<b>1,140,027</b>	<b>1,057,504</b>	<b>1,262,500</b>	<b>1,281,800</b>	<b>1,255,500</b>	<b>-2%</b>	<b>1,255,500</b>	<b>0%</b>
<b>Use of Funds:</b>								
Personnel	467,582	422,976	677,137	677,137	708,665	5%	805,063	14%
Services & Supplies	75,874	101,728	72,327	71,977	174,224	142%	117,964	-32%
Internal Services	146,721	178,308	210,109	211,207	302,207	43%	318,697	5%
<b>Total Use of Funds</b>	<b>690,177</b>	<b>703,012</b>	<b>959,573</b>	<b>960,321</b>	<b>1,185,096</b>	<b>23%</b>	<b>1,241,724</b>	<b>5%</b>
Funded FTE's	3.40	3.40	3.00	3.00	4.63		4.63	



**CITY OF ANTIOCH  
2017-19 OPERATING BUDGET**

**SPECIAL REVENUE  
FUNDS**

**CITY OF ANTIOCH  
2017-19 OPERATING BUDGET**



**SPECIAL REVENUE FUNDS**

The City maintains thirty-two Special Revenue Funds. Special Revenue Funds are used to account for the proceeds of specific revenue sources that are restricted to expenditures for specific purposes. Each fund is listed below in the Special Revenue Funds Summary table.

<b>SUMMARY OF SPECIAL REVENUE FUNDS</b>								
<b>Special Revenue Fund Title</b>	<b>Fund #</b>	<b>Estimated Balance 7/1/17</b>	<b>Proposed Revenues</b>	<b>Proposed Expend.</b>	<b>Estimated Balance 6/30/18</b>	<b>Proposed Revenues</b>	<b>Proposed Expend.</b>	<b>Estimated Balance 6/30/19</b>
Police Federal Asset Forfeiture Fund	210	\$12,791	\$2,675	\$5,400	\$10,066	\$275	\$5,400	\$4,941
Delta Fair Property Fund	211	83,141	55,400	761	137,780	55,400	50,770	142,410
Community Develop. Block Grant (CDBG)	212	79,861	907,100	857,100	129,861	828,000	778,000	179,861
Gas Tax Fund	213	1,210,656	3,164,205	1,977,734	2,397,127	4,513,559	2,018,524	4,892,162
Animal Control Fund	214	0	1,066,353	1,066,353	0	1,215,296	1,215,296	0
Civic Arts Fund	215	39,171	37,550	65,869	10,852	37,525	47,399	978
Park-In Lieu Fund	216	1,399,214	112,000	886	1,510,328	111,500	250,898	1,370,930
Senior Bus Fund	218	185,337	5,850	29,200	161,987	5,800	29,200	138,587
Recreation Programs Fund	219	220,973	1,985,517	1,941,517	264,973	2,067,668	2,023,668	308,973
Traffic Signal Fund	220	660,669	25,000	2,517	683,152	26,000	2,518	706,634
Police Asset Forfeiture Fund	221	46,861	6,700	9,001	44,560	6,500	9,056	42,004
Measure J Growth Management Fund	222	2,757,160	1,397,721	2,558,129	1,596,752	3,750,847	3,608,172	1,739,427
Child Care Fund	223	83,555	81,616	72,378	92,793	83,737	72,526	104,004
Tidelands Fund	225	34,302	8,043	5,621	36,724	8,160	5,641	39,243
Solid Waste Reduction Fund	226	407,798	262,900	358,163	312,535	229,000	336,599	204,936
Abandoned Vehicle Fund	228	203,114	47,800	71,780	179,134	47,600	74,782	151,952
National Pollutant Discharge Elim. (NPDES)	229	1,968,873	857,000	1,570,884	1,254,989	853,500	1,418,796	689,693
Supplemental Law Enforcement Fund	232	0	100,000	100,000	0	100,000	100,000	0
Byrne Grant	233	0	60,000	60,000	0	42,980	42,980	0
CDBG Revolving Loan Fund	236	6,562,820	108,282	3,110	6,667,992	108,082	2,910	6,773,164
Traffic Safety Fund	237	10,060	85,300	85,090	10,270	85,300	85,090	10,480
PEG Fund	238	1,356,495	288,000	634,295	1,010,200	289,000	134,408	1,164,792
Street Impact Fund	241	322,067	1,266,357	1,290,140	298,284	1,291,645	1,291,030	298,899

**CITY OF ANTIOCH  
2017-19 OPERATING BUDGET**



**SPECIAL REVENUE FUNDS**

**SUMMARY OF SPECIAL REVENUE FUNDS (Continued)**

<b>Special Revenue Fund Title</b>	<b>Fund #</b>	<b>Estimated Balance 7/1/17</b>	<b>Proposed Revenues</b>	<b>Proposed Expend.</b>	<b>Estimated Balance 6/30/18</b>	<b>Proposed Revenues</b>	<b>Proposed Expend.</b>	<b>Estimated Balance 6/30/19</b>
Maintenance District Funds:								
Lone Tree Way District	251	299,123	642,151	726,786	214,488	642,151	728,554	128,085
Downtown District	252	29,106	81,050	84,547	25,609	81,050	84,861	21,798
Almondridge District	253	75,812	109,975	121,538	64,249	109,925	113,916	60,258
Hillcrest Landscape Maintenance Dist.	254	282,007	846,683	950,438	178,252	846,483	859,027	165,708
Park District 1A	255	82,629	74,902	69,063	88,468	75,002	71,651	91,819
Park District 2A	256	302,329	550,807	581,009	272,127	550,007	594,282	227,852
Park Administration Fund	257	\$0	637,986	637,986	0	673,386	673,386	0
East Lone Tree District	259	103,486	165,945	162,105	107,326	165,945	164,894	108,377
East Lone Tree Benefit District Fund	270	917,000	1,000	500,000	418,000	931,800	500,000	849,800
Post Retirement Medical - Police	577	38,031	560,400	587,266	11,165	610,400	618,411	3,154
Post Retirement Medical – Miscellaneous	578	108,917	255,400	320,836	43,481	330,300	344,986	28,795
Post Retirement Medical - Management	579	9,091	610,600	609,722	9,969	670,450	670,831	9,588
<b>TOTAL SPECIAL REVENUE FUNDS</b>		<b>\$19,892,449</b>	<b>\$16,468,268</b>	<b>\$18,117,224</b>	<b>\$18,243,493</b>	<b>\$21,444,273</b>	<b>\$19,028,462</b>	<b>\$20,659,304</b>

**CITY OF ANTIOCH  
2017-19 OPERATING BUDGET**



**SPECIAL REVENUE FUNDS**

**FEDERAL ASSET FORFEITURE (210)**

This fund accounts for monies and property seized during drug enforcement on Federal cases. The Federal government requires a separate fund to account for these activities.

<b>FEDERAL ASSET FORFEITURE (FUND 210)</b>								
<b>Statement of Revenues, Expenditures and Change in Fund Balance</b>								
	<b>2014-15 Actual</b>	<b>2015-16 Actual</b>	<b>2016-17 Budget</b>	<b>2016-17 Revised</b>	<b>2017-18 Proposed</b>	<b>% Change</b>	<b>2018-19 Proposed</b>	<b>% Change</b>
<b>Beginning Balance, July 1</b>	<b>\$85,328</b>	<b>\$15,131</b>	<b>\$15,291</b>	<b>\$15,291</b>	<b>\$12,791</b>		<b>\$10,066</b>	
<b>Revenue Source:</b>								
Investment Income	182	193	400	200	175	-13%	125	-40%
Other	0	0	2,500	2,500	2,500	0%	150	-94%
<b>Total Revenue</b>	<b>182</b>	<b>193</b>	<b>2,900</b>	<b>2,700</b>	<b>2,675</b>	<b>-1%</b>	<b>275</b>	<b>-873%</b>
<b>Expenditures:</b>								
Services & Supplies	70,379	33	5,400	5,200	5,400	4%	5,400	0%
<b>Total Expenditures</b>	<b>70,379</b>	<b>33</b>	<b>5,400</b>	<b>5,200</b>	<b>5,400</b>	<b>4%</b>	<b>5,400</b>	<b>0%</b>
<b>Ending Balance, June 30</b>	<b>\$15,131</b>	<b>\$15,291</b>	<b>\$12,791</b>	<b>\$12,791</b>	<b>\$10,066</b>		<b>\$4,941</b>	

**CITY OF ANTIOCH  
2017-19 OPERATING BUDGET**



**SPECIAL REVENUE FUNDS**

**DELTA FAIR PROPERTY FUND (211)**

The Delta Fair Property Fund was created when the City sold property it owned on Delta Fair Boulevard at the City's western City limits. The property was originally purchased from the State on the condition that it would be used for park and recreation purposes. When it was decided that the property was more suitable for commercial purposes and should be sold or leased, the State gave its permission on the condition that proceeds be used for park purposes for those parks constructed prior to 1980.

<b>DELTA FAIR PROPERTY (FUND 211)</b>								
<b>Statement of Revenues, Expenditures and Change in Fund Balance</b>								
	<b>2014-15 Actual</b>	<b>2015-16 Actual</b>	<b>2016-17 Budget</b>	<b>2016-17 Revised</b>	<b>2017-18 Proposed</b>	<b>% Change</b>	<b>2018-19 Proposed</b>	<b>% Change</b>
<b>Beginning Balance, July 1</b>	<b>\$37,335</b>	<b>\$177,980</b>	<b>\$178,780</b>	<b>\$178,780</b>	<b>\$83,141</b>		<b>\$137,780</b>	
<b>Revenue Source:</b>								
Investment Income	987	2,098	700	1,200	1,500	25%	1,500	0%
Current Service Charges	140,213	49,350	53,900	53,900	53,900	0%	53,900	0%
<b>Total Revenue</b>	<b>141,200</b>	<b>51,448</b>	<b>54,600</b>	<b>55,100</b>	<b>55,400</b>	<b>1%</b>	<b>55,400</b>	<b>0%</b>
<b>Expenditures:</b>								
Services & Supplies	277	352	200	430	450	5%	450	0%
Park Facilities Upgrades	0	50,000	150,000	150,000	0	-100%	50,000	100%
Internal Services	278	296	307	309	311	1%	320	0%
<b>Total Expenditures</b>	<b>555</b>	<b>50,648</b>	<b>150,507</b>	<b>150,739</b>	<b>761</b>	<b>-99%</b>	<b>50,770</b>	<b>6571%</b>
<b>Ending Balance, June 30</b>	<b>\$177,980</b>	<b>\$178,780</b>	<b>\$82,873</b>	<b>\$83,141</b>	<b>\$137,780</b>		<b>\$142,410</b>	

**CITY OF ANTIOCH  
2017-19 OPERATING BUDGET**



**SPECIAL REVENUE FUNDS**

---

**COMMUNITY DEVELOPMENT BLOCK GRANT (CDBG) Fund (212)**

The Community Development Block Grant program, funded through the Department of Housing and Urban Development, is administered through the Community Development Department. As an “entitlement community” the City receives annual grant funds for activities and services which benefit low and moderate income persons, provide infrastructure improvements in low/moderate areas, or aid in the elimination of slums and blight.

**2016-2017 Accomplishments:**

- Received HUD approval for Antioch 2016-17 Action plan, and approval of the 2015-16 Consolidated Annual Performance and Evaluation Report (CAPER).
- In the 16-17 Action Plan, provided funding to deliver fair housing and tenant/landlord counseling, and for public service, economic development, and infrastructure projects and programs. This includes: funding for youth activities including recreation scholarships and sexual assault intervention; funding for activities and programs of the Antioch Senior Center, including the Senior Lunch program, vision testing, legal services, and Care Management, as well as home meal delivery and advocacy for persons in care facilities; funding for roadway and handicap accessibility improvements; funding for economic development to help lower income persons become trained as child care business owners and job training in administrative services and the construction industry; funding to address blight, code violations, and substandard living conditions in qualifying areas of City; and funding for rehabilitation loans and minor repair grants to low-income homeowners.
- Worked with the CDBG Consortium, made up of other entitlement communities and the County, in coordinating all CDBG activities to reduce administrative burden, sharing information, making improvements to the City Data Services on-line reporting system for grantees, and coordinating the grant application processes.
- With Consortium members, developed Analysis of Impediments of Fair Housing Choice to cover 2016-2019, until new Assessment of Fair Housing is developed.
- With Consortium members, conducted the 2017-20 three year grant cycle call for proposals and grant process. The City received 33 applications for CDBG and Housing Successor funding, totaling \$1,318,900. The City’s CDBG grant amount for FY 2017-18 remains unknown at this time but could be reduced approximately \$100,000 due to current military spending which may reduce HUD’s budget for the CDBG program. Conducted review of applications, agency interviews, recommendations for funding, and development of 2017-18 Action Plan.
- Served as Chair, and then Vice Chair of the Contra Costa Council on Homelessness, the governing board of the Contra Costa Homeless Continuum of Care.

**2018 & 2019 Objectives:**

- Fund activities and programs that serve the needs of Antioch residents (2017-18 will be the first year of a three-year funding cycle).
- Monitor and maintain adequate records and provide technical support to ensure that the CDBG program is operating as efficiently as possible.
- Develop a county-wide Assessment of Fair Housing to cover FY 2019-25, in conjunction with the Contra Costa Consortium and Housing Authorities of Contra Costa, Pittsburg, and Richmond.

**CITY OF ANTIOCH  
2017-19 OPERATING BUDGET**



**SPECIAL REVENUE FUNDS**

---

**COMMUNITY DEVELOPMENT BLOCK GRANT (CDBG) Fund (212) (Continued)**

**Neighborhood Stabilization Program (NSP)**

On July 30, 2008, President Bush signed into law the 2008 Housing and Economic Recovery Act (HERA). HERA included a special allocation of CDBG funds, known as Neighborhood Stabilization Program (NSP) funds. NSP provides targeted emergency assistance to state and local governments to acquire and redevelop abandoned and foreclosed residential properties that might otherwise become sources of abandonment and blight within our communities. Antioch received an allocation of \$4,049,228 and 10% of the total allocation is available for program administration. As such, separate goals and accomplishments are outlined for this program.

**2016-17 Accomplishments:**

- Successfully supported Satellite Affordable Housing Associates Tabora Gardens project to construct 85 affordable senior apartments on Tabora Road. Provided staff support through several attempts to obtain 9% tax credits. When unsuccessful, provided \$1 million in additional City funding (NSP, CDBG, Housing Successor) to add to other new funding and 4% tax credit application. Project closed in September, broke ground, and construction is well underway at the close of 2016-17.
- Continued necessary grant reporting and administration.

**2018 & 2019 Objectives:**

- Construction on Tabora Gardens should be completed Spring of 2018. NSP closeout can begin once all units are leased.
- Continue quarterly reporting to HUD on program outcomes.
- Conclude NSP closeout.
- Monitor funded projects.

**CITY OF ANTIOCH  
2017-19 OPERATING BUDGET**



**SPECIAL REVENUE FUNDS**

**COMMUNITY DEVELOPMENT BLOCK GRANT (CDBG) Fund (212) (Continued)**

<b>COMMUNITY DEVELOPMENT BLOCK GRANT (FUND 212) Statement of Revenues, Expenditures and Change in Fund Balance</b>								
	<b>2014-15 Actual</b>	<b>2015-16 Actual</b>	<b>2016-17 Budget</b>	<b>2016-17 Revised</b>	<b>2017-18 Proposed</b>	<b>% Change</b>	<b>2018-19 Proposed</b>	<b>% Change</b>
<b>Beginning Balance, July 1</b>	(\$53,048)	(\$297,914)	\$29,811	\$29,811	\$79,861		\$129,861	
<b>Revenue Source:</b>								
Revenue from Other Agencies	697,827	747,805	1,484,138	1,480,628	857,100	-42%	778,000	-9%
Other	78,216	98,495	92,200	50,000	50,000	0%	50,000	0%
<b>Total Revenue</b>	<b>776,043</b>	<b>846,300</b>	<b>1,576,338</b>	<b>1,530,628</b>	<b>907,100</b>	<b>-41%</b>	<b>828,000</b>	<b>-9%</b>
<b>Expenditures:</b>								
Personnel	0	79,279	143,190	129,345	129,345	0%	129,345	0%
Services & Supplies	1,020,909	439,296	1,431,398	1,351,233	727,755	-46%	648,655	-11%
<b>Total Expenditures</b>	<b>1,020,909</b>	<b>518,575</b>	<b>1,574,588</b>	<b>1,480,578</b>	<b>857,100</b>	<b>-42%</b>	<b>778,000</b>	<b>-9%</b>
<b>Ending Balance June 30</b>	<b>(\$297,914)</b>	<b>\$29,811</b>	<b>\$31,561</b>	<b>\$79,861</b>	<b>\$129,861</b>		<b>\$179,861</b>	



**CITY OF ANTIOCH  
2017-19 OPERATING BUDGET**



**SPECIAL REVENUE FUNDS**

**GAS TAX FUND (213)**

The City receives gas tax funds from the State under the State Street and Highways Code. The gas tax funds are limited to research, planning, construction, improvement, maintenance and operation of public streets. The City also uses these funds to pay for maintenance and operation of streetlights.

<b>GAS TAX FUND (FUND 213)</b>								
<b>Statement of Revenues, Expenditures and Change in Fund Balance</b>								
	<b>2014-15 Actual</b>	<b>2015-16 Actual</b>	<b>2016-17 Budget</b>	<b>2016-17 Revised</b>	<b>2017-18 Proposed</b>	<b>% Change</b>	<b>2018-19 Proposed</b>	<b>% Change</b>
<b>Beginning Balance, July 1</b>	<b>\$6,981,217</b>	<b>\$4,162,643</b>	<b>\$1,188,689</b>	<b>\$1,188,689</b>	<b>1,210,656</b>		<b>\$2,397,127</b>	
<b>Revenue Source:</b>								
Revenue from Other Agencies	3,987,720	2,398,082	2,196,535	2,138,706	3,149,205	47%	4,483,559	42%
Investment Income	48,730	27,144	10,000	8,000	15,000	88%	30,000	100%
Other	0	0	0	42,703	0	-100%	0	0%
Transfers In	200,000	0	1,800,000	2,800,000	0	-100%	0	0%
<b>Total Revenues</b>	<b>4,236,450</b>	<b>2,425,226</b>	<b>4,006,535</b>	<b>4,989,409</b>	<b>3,164,205</b>	<b>-37%</b>	<b>4,513,559</b>	<b>43%</b>
<b>Expenditures:</b>								
Personnel	0	0	22,007	21,938	28,305	29%	30,485	8%
Services & Supplies	347,102	352,859	316,000	356,500	368,000	3%	371,000	1%
Capital Projects	5,126,220	2,675,653	3,532,890	3,012,000	0	-100%	30,000	100%
Transfers Out	1,571,896	2,360,048	1,564,914	1,564,914	1,569,827	0%	1,574,791	0%
Internal Services	9,806	10,620	11,689	12,090	11,602	-4%	12,248	6%
<b>Total Expenditures</b>	<b>7,055,024</b>	<b>5,399,180</b>	<b>5,447,500</b>	<b>4,967,442</b>	<b>1,977,734</b>	<b>-60%</b>	<b>2,018,524</b>	<b>2%</b>
<b>Ending Balance, June 30</b>	<b>\$4,162,643</b>	<b>\$1,188,689</b>	<b>(\$252,276)</b>	<b>\$1,210,656</b>	<b>\$2,397,127</b>		<b>\$4,892,162</b>	

**CITY OF ANTIOCH  
2017-19 OPERATING BUDGET**



**SPECIAL REVENUE FUNDS**

**GAS TAX FUND (213) (Continued)**

The following is a list of budgeted capital projects:

<b>Capital Projects</b>	<b>2016-17 Revised</b>	<b>2017-18 Proposed</b>	<b>2018-19 Proposed</b>
Pavement Management System	\$30,000	\$0	\$30,000
Pavement Preventative Maintenance	2,600,000	0	0
James Donlon Wall Rehab	180,000	0	0
Country Hills Pavement Rehabilitation	2,000	0	0
CDBG Downtown Roadway	200,000	0	0
<b>Total Capital Projects</b>	<b>\$3,012,000</b>	<b>\$0</b>	<b>\$30,000</b>

**CITY OF ANTIOCH  
2017-19 OPERATING BUDGET**



**SPECIAL REVENUE FUNDS**

**ANIMAL CONTROL FUND (214)**

In 1978 the citizens of Antioch overwhelmingly voted for Measure A. This measure was for re-establishing, maintaining and operating a City animal shelter. Measure A authorized funds to be appropriated annually by the City Council. This fund accounts for revenues and expenditures of the City's animal services program. A portion of the revenues required to operate this function comes from animal licenses and shelter, adoption, handling, and impound fees. The remainder comes from a subsidy from the General Fund.

<b>ANIMAL CONTROL FUND 214</b>								
<b>Statement of Revenues, Expenditures and Change in Fund Balance</b>								
	2014-15 Actual	2015-16 Actual	2016-17 Budget	2016-17 Revised	2017-18 Proposed	%	2018-19 Proposed	%
						Change		Change
<b>Beginning Balance, July 1</b>	<b>\$27,844</b>	<b>\$70,594</b>	<b>\$213,939</b>	<b>\$213,939</b>	<b>\$0</b>		<b>\$0</b>	
<b>Revenue Source:</b>								
Current Service Charges	328,832	270,914	323,000	248,000	323,000	30%	323,000	0%
Investment Income	133	140	0	763	100	-87%	100	0%
Revenue from Other Agencies	88,000	60,000	0	0	0	0%	0	0%
Other Revenue	57,463	50,008	11,000	101,258	10,500	-90%	10,500	0%
Transfer In – General Fund	435,773	580,990	538,108	501,222	732,753	46%	881,696	20%
<b>Total Revenue</b>	<b>910,201</b>	<b>962,052</b>	<b>872,108</b>	<b>851,243</b>	<b>1,066,353</b>	<b>25%</b>	<b>1,215,296</b>	<b>14%</b>
<b>Expenditures:</b>								
Personnel	552,007	513,662	744,799	645,243	838,998	30%	982,050	17%
Services & Supplies	314,877	304,472	339,187	419,360	226,770	-46%	232,654	3%
Transfers Out - Honeywell	567	573	579	579	585	0%	592	1%
<b>Total Expenditures</b>	<b>867,451</b>	<b>818,707</b>	<b>1,084,565</b>	<b>1,065,182</b>	<b>1,066,353</b>	<b>0%</b>	<b>1,215,296</b>	<b>14%</b>
<b>Ending Balance, June 30</b>	<b>\$70,594</b>	<b>\$213,939</b>	<b>\$1,482</b>	<b>\$0</b>	<b>\$0</b>		<b>\$0</b>	
				<b>Funded</b>	<b>Funded</b>		<b>Funded</b>	
				<b>2016-17</b>	<b>2017-18</b>		<b>2018-19</b>	
<b>Funded FTE's</b>				5.10	6.20		6.20	

**CITY OF ANTIOCH  
2017-19 OPERATING BUDGET**



**SPECIAL REVENUE FUNDS**

**ANIMAL CONTROL FUND (214) (Continued)**

**ANIMAL SERVICES DIVISION**

The Antioch Animal Services Center is responsible for the enforcement of State laws and City ordinances relating to the care, control and protection of animals and of our citizens. Officers' responsibilities include confining and picking up of stray, sick, vicious and dead animals; management of vaccination clinic; issuance of dog licenses; patrolling the City streets; control of animal nuisance problems and animal euthanasia. The Animal Shelter also provides adoption and volunteer and education programs.

<b>ANIMAL SERVICES (214-3320)</b>								
	<b>2014-15 Actual</b>	<b>2015-16 Actual</b>	<b>2016-17 Budget</b>	<b>2016-17 Revised</b>	<b>2017-18 Proposed</b>	<b>% Change</b>	<b>2018-19 Proposed</b>	<b>% Change</b>
<b>Source of Funds:</b>								
Current Service Charges	328,982	270,914	323,000	248,000	323,000	30%	323,000	0%
Investment Income	133	140	0	763	100	-87%	100	0%
Other	57,463	50,008	11,000	101,258	10,500	-90%	10,500	0%
Transfers In – General Fund	435,773	580,990	538,108	501,222	732,753	46%	881,696	20%
<b>Total Source of Funds</b>	<b>822,351</b>	<b>902,052</b>	<b>872,108</b>	<b>851,243</b>	<b>1,066,353</b>	<b>25%</b>	<b>1,215,296</b>	<b>14%</b>
<b>Use of Funds:</b>								
Personnel	536,717	513,662	744,799	645,243	838,998	30%	982,050	17%
Services & Supplies	284,953	256,965	256,100	336,273	226,770	-33%	232,654	3%
Transfers Out - Honeywell	567	573	579	579	585	1%	592	1%
<b>Total Use of Funds</b>	<b>822,237</b>	<b>771,200</b>	<b>1,001,478</b>	<b>982,095</b>	<b>1,066,353</b>	<b>9%</b>	<b>1,215,296</b>	<b>14%</b>
Funded FTE'S	4.10	4.10	5.10	5.10	6.20		6.20	

**CITY OF ANTIOCH  
2017-19 OPERATING BUDGET**



**SPECIAL REVENUE FUNDS**

**ANIMAL CONTROL FUND (214) (Continued)**

**MADDIES GRANT DIVISION**

This division accounts for grant monies received by the animal shelter.

<b>MADDIES GRANT (214-3325)</b>								
	<b>2014-15 Actual</b>	<b>2015-16 Actual</b>	<b>2016-17 Budget</b>	<b>2016-17 Revised</b>	<b>2017-18 Proposed</b>	<b>% Change</b>	<b>2018-19 Proposed</b>	<b>% Change</b>
<b>Source of Funds:</b>								
Revenue from Other Agencies	88,000	60,000	0	0	0	0%	0	0%
<b>Total Source of Funds</b>	<b>88,000</b>	<b>60,000</b>	<b>0</b>	<b>0</b>	<b>0</b>	<b>0%</b>	<b>0</b>	<b>0%</b>
<b>Use of Funds:</b>								
Personnel	15,290	0	0	0	0	0%	0	0%
Services & Supplies	29,924	47,507	83,087	83,087	0	-100%	0	0%
<b>Total Use of Funds</b>	<b>45,214</b>	<b>47,507</b>	<b>83,087</b>	<b>83,087</b>	<b>0</b>	<b>-100%</b>	<b>0</b>	<b>0%</b>
Funded FTE'S	0.00	0.00	0.00	0.00	0.00		0.00	

**CITY OF ANTIOCH  
2017-19 OPERATING BUDGET**



**SPECIAL REVENUE FUNDS**

---

**CIVIC ARTS FUND (215)**

This fund accounts for the City's Civic Arts Administration program. Revenue for this fund comes from the City's 10% Transient Occupancy Tax (TOT) and the General Fund when needed. The Arts and Cultural Foundation of Antioch (ACFA) provides art and cultural programs in collaboration with other City departments. The organization will receive \$71,000 each fiscal year to implement the programs within the community. The budget estimate for available TOT in FY 17-18 is \$58,000 and in FY 18-19 is \$39,000, with the additional funds to be provided from the City's General Fund. The program objectives and goals listed below reflect only the events/activities supported through City funding. Other events / activities not listed in Accomplishments / Goals are supported through other funding, such as business sponsorships, grants, nonprofit partnerships, in-kind services and reduction of staff / expenses. These activities are not included in this report.

**2016-17 Accomplishments:**

- Held 7 exhibits featuring local artists, AUSD students and community groups at the Lynn House Gallery.
- Coordinated Antioch's Free Summer Concert Series every Saturday in July & August.
- Hosted 4 Umpqua Bank Exhibits.
- Secured grant for Art4Schools Exhibits and arts materials / supplies.
- Maintained Lynn House Gallery (building /event insurance and other minor facilities related costs).
- Fiscal sponsorship/event insurance/staff support for Delta Blues Festival, 4th of July Committee, Martin Luther King Jr Event, Kaiser Get Fit.
- Continue community coverage (photo albums) to increase traffic to website and increase Facebook members and news articles in local print newspapers and online news sites.
- Host annual Celebration of Art which begins in June at the Antioch Historical Society Museum, featuring 60+ local artists.
- Support city events and community organizations as needed.

**2018 & 2019 Objectives:**

- Host 6-7 Lynn House Gallery / Antioch Historical Society Museum exhibits.
- Host Annual Celebration of Art at the Antioch Historical Society Museum.
- Coordinate Antioch's Free Summer Concert Series, every Saturday in July & August.
- Manage Lynn House Gallery; maintenance, building /event insurance, minor facility related costs.
- Continue fiscal sponsorship/staff support/community partnership for Delta Blues Festival, Kaiser Get Fit, Black History Month exhibit.
- Provide website/social media coverage in collaboration with City website and social media.
- Continue community coverage (photo albums) to increase traffic to website and increase Facebook members and news articles in local print newspapers and online news sites.
- Develop proposals and request for grant funds that support arts and cultural programs.

**CITY OF ANTIOCH  
2017-19 OPERATING BUDGET**



**SPECIAL REVENUE FUNDS**

**CIVIC ARTS FUND (215) (Continued)**

<b>CIVIC ARTS (FUND 215) Statement of Revenues, Expenditures and Change in Fund Balance</b>								
	<b>2014-15 Actual</b>	<b>2015-16 Actual</b>	<b>2016-17 Budget</b>	<b>2016-17 Revised</b>	<b>2017-18 Proposed</b>	<b>% Change</b>	<b>2018-19 Proposed</b>	<b>% Change</b>
<b>Beginning Balance, July 1</b>	<b>\$23,021</b>	<b>\$26,340</b>	<b>\$31,241</b>	<b>\$31,241</b>	<b>\$39,171</b>		<b>\$10,852</b>	
<b>Revenue Source:</b>								
Investment Income	73	183	25	175	50	-71%	25	-50%
Transient Occupancy Tax	44,910	47,497	34,285	42,000	37,500	-11%	37,500	0%
Other	4,161	3,145	0	0	0	0%	0	0%
<b>Total Revenue</b>	<b>49,144</b>	<b>50,825</b>	<b>34,310</b>	<b>42,175</b>	<b>37,550</b>	<b>-11%</b>	<b>37,525</b>	<b>0%</b>
<b>Expenditures:</b>								
Services & Supplies	43,344	43,260	32,277	31,237	62,983	102%	44,364	-30%
Internal Services	2,481	2,664	2,910	3,008	2,886	-4%	3,035	5%
<b>Total Expenditures</b>	<b>45,825</b>	<b>45,924</b>	<b>35,187</b>	<b>34,245</b>	<b>65,869</b>	<b>92%</b>	<b>47,399</b>	<b>-28%</b>
<b>Ending Balance, June 30</b>	<b>\$26,340</b>	<b>\$31,241</b>	<b>\$30,364</b>	<b>\$39,171</b>	<b>\$10,852</b>		<b>\$978</b>	

**CITY OF ANTIOCH  
2017-19 OPERATING BUDGET**



**SPECIAL REVENUE FUNDS**

**PARK IN-LIEU FUND (216)**

Developers are required to donate land and/or improvements or pay an equivalent fee for neighborhood parks. Fees are placed in the Park-In-Lieu Fund, and used for acquisition of additional park land, and to pay for design and improvements to donated park acreage. Fees are based on the number of housing units built annually.

<b>PARK IN LIEU (FUND 216)</b>								
<b>Statement of Revenues, Expenditures and Change in Fund Balance</b>								
	<b>2014-15 Actual</b>	<b>2015-16 Actual</b>	<b>2016-17 Budget</b>	<b>2016-17 Revised</b>	<b>2017-18 Proposed</b>	<b>% Change</b>	<b>2018-19 Proposed</b>	<b>% Change</b>
<b>Beginning Balance, July 1</b>	<b>\$1,278,693</b>	<b>\$1,295,765</b>	<b>\$1,378,843</b>	<b>\$1,378,843</b>	<b>\$1,399,214</b>		<b>\$1,510,328</b>	
<b>Revenue Source:</b>								
Investment Income	7,758	17,274	6,500	6,500	7,000	8%	6,500	-7%
Revenue from Other Agencies	33,870	0	0	0	0	0%	0	0%
Licenses & Permits	119,793	49,810	110,000	121,264	105,000	-13%	105,000	0%
Other	0	19,740	0	0	0	0%	0	0%
<b>Total Revenues</b>	<b>161,421</b>	<b>86,824</b>	<b>116,500</b>	<b>127,764</b>	<b>112,000</b>	<b>-12%</b>	<b>111,500</b>	<b>0%</b>
<b>Expenditures:</b>								
Services & Supplies	2,708	2,873	6,500	6,500	0	-100%	0	0%
Prewett Repairs	29,001	0	0	0	0	0%	0	0%
Mira Vista Park Playground	69,788	0	0	0	0	0%	0	0%
Park Facilities Upgrades	0	0	100,000	100,000	0	-100%	250,000	100%
Transfer out – CIP Fund	42,000	0	0	0	0	0%	0	0%
Internal Services	852	873	883	893	886	-1%	898	1%
<b>Total Expenditures</b>	<b>144,349</b>	<b>3,746</b>	<b>107,383</b>	<b>107,393</b>	<b>886</b>	<b>-99%</b>	<b>250,898</b>	<b>28218%</b>
<b>Ending Balance, June 30</b>	<b>\$1,295,765</b>	<b>\$1,378,843</b>	<b>\$1,387,960</b>	<b>\$1,399,214</b>	<b>\$1,510,328</b>		<b>\$1,370,930</b>	



**CITY OF ANTIOCH  
2017-19 OPERATING BUDGET**



**SPECIAL REVENUE FUNDS**

---

**SENIOR BUS FUND (218)**

In 2012 Tri Delta Transit incorporated the Senior Bus Program into the Dial-a-Ride service. This fund's remaining balance is used to bridge the seniors into this program so that significant transportation increases were not imposed on this population with fixed incomes. This fund also transfers a small amount of funds into the Senior Program budget for administration. This fund is made up of grant monies that cannot be used for other purposes.

**2016-2017 Accomplishments:**

- Ensured equal access to transportation by creating and implementing a ticket tracking system to purchase subsidized tickets.
- Monitored fare rates for subsidized tickets in order to maintain a reasonable rate. Increased the subsidized ticket fare to \$1.50 in FY16-17.
- Sustained a working partnership with Tri-Delta Transit service to ensure minimal impact to senior riders.
- Purchased tickets in bulk; provided ticket sales at the Senior Center as a service to individual users.

**2018 & 2019 Objectives:**

- Continue educating senior citizens in the community on transportation options and associated costs to support independent living.
- Assess subsidized ticket fare rates and increase fees as needed to continue to gradually adapt to current ticket fares.
- Maintain subsidy budget tracking from ticket sales provided by Tri-Delta Transit.
- Continue to monitor ticket sales to insure qualified Antioch senior riders have equal opportunity to purchase subsidized tickets.
- Monitor use and trends in transition and make recommendations for future transportation alternatives.

**CITY OF ANTIOCH  
2017-19 OPERATING BUDGET**



**SPECIAL REVENUE FUNDS**

**SENIOR BUS FUND (218) (Continued)**

<b>SENIOR BUS (FUND 218)</b>								
<b>Statement of Revenues, Expenditures and Change in Fund Balance</b>								
	<b>2014-15</b>	<b>2015-16</b>	<b>2016-17</b>	<b>2016-17</b>	<b>2017-18</b>	<b>%</b>	<b>2018-19</b>	<b>%</b>
	<b>Actual</b>	<b>Actual</b>	<b>Budget</b>	<b>Revised</b>	<b>Proposed</b>	<b>Change</b>	<b>Proposed</b>	<b>Change</b>
<b>Beginning Balance, July 1</b>	<b>\$211,976</b>	<b>\$209,586</b>	<b>\$208,537</b>	<b>\$208,537</b>	<b>\$185,337</b>		<b>\$161,987</b>	
<b>Revenue Source:</b>								
Investment Income	1,483	2,666	1,000	1,000	850	-15%	800	-6%
Current Service Charges	4,282	4,437	11,250	5,000	5,000	0%	5,000	0%
<b>Total Revenues</b>	<b>5,765</b>	<b>7,103</b>	<b>12,250</b>	<b>6,000</b>	<b>5,850</b>	<b>-3%</b>	<b>5,800</b>	<b>-1%</b>
<b>Expenditures:</b>								
Services & Supplies	455	452	21,500	21,500	21,500	0%	21,500	0%
Transfer Out – Recreation Fund	7,700	7,700	7,700	7,700	7,700	0%	7,700	0%
<b>Total Expenditures</b>	<b>8,155</b>	<b>8,152</b>	<b>29,200</b>	<b>29,200</b>	<b>29,200</b>	<b>0%</b>	<b>29,200</b>	<b>0%</b>
<b>Ending Balance, June 30</b>	<b>\$209,586</b>	<b>\$208,537</b>	<b>\$191,587</b>	<b>\$185,337</b>	<b>\$161,987</b>		<b>\$138,587</b>	

**CITY OF ANTIOCH  
2017-19 OPERATING BUDGET**



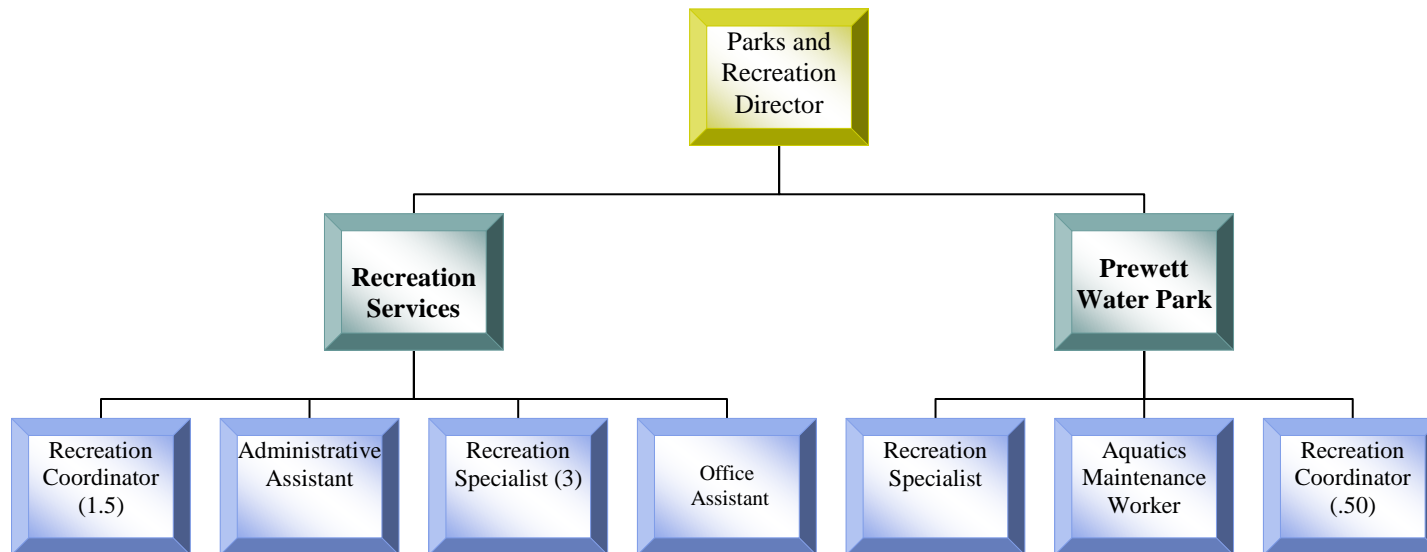
**SPECIAL REVENUE FUNDS**

**RECREATION SERVICES FUND (219)**

Recreation Services unifies and strengthens the community by creating experiences that inspire life-long learning. Programs focus on youth and family enrichment, early childhood learning, healthy lifestyles, sports and fitness, and services for older adults. The department maintains a variety of facilities and spaces that are safe, clean and green. These well-maintained facilities host city programs; they are also available for reservation by residents. Recreation Services collaborates with community organizations to create a sense of place and host civic events, and promotes environmental stewardship and fostering human development.

The Department is a leader in creating a community that is highly desirable within the region. A Parks and Recreation Director provides department management and leadership, while nine full-time (9 FTE) staff are supported by seasonal and temporary employees to engage the community and carry out the goals, tasks and activities that result in high quality programs and services. A seven-member Parks and Recreation Commission is appointed by the City Council to represent the community, provide input to City staff on various projects, and advise the City Council on strategic initiatives.

Recreation Services ensures that all residents have access to the benefits of local parks and recreation: programs, facilities, places and spaces that make their lives and communities great.



# of Funded Positions	# of Positions Filled	# Vacant Funded Positions	# Proposed New Positions
10.00*	9.00	1	0

\*All positions accounted for in Funds 219 and 641.

**CITY OF ANTIOCH  
2017-19 OPERATING BUDGET**



**SPECIAL REVENUE FUNDS**

**RECREATION SERVICES FUND (219) (Continued)**

<b>RECREATION SERVICES (FUND 219)</b>								
<b>Statement of Revenues, Expenditures and Change in Fund Balance</b>								
	2014-15 Actual	2015-16 Actual	2016-17 Budget	2016-17 Revised	2017-18 Proposed	% Change	2018-19 Proposed	% Change
<b>Beginning Balance, July 1</b>	<b>\$117,933</b>	<b>\$158,919</b>	<b>\$178,473</b>	<b>\$178,473</b>	<b>\$220,973</b>		<b>\$264,973</b>	
<b>Revenue Source:</b>								
Investment Income	2,583	2,107	500	2,000	500	-75%	500	0%
Revenue from Other Agencies	39,000	39,000	43,000	43,000	43,000	0%	43,000	0%
Current Service Charges	1,224,330	1,013,988	1,151,500	1,126,500	1,169,500	4%	1,183,000	1%
Other	21,473	31,578	20,000	26,650	25,000	-6%	27,000	8%
Transfer in from General Fund	422,440	689,227	723,515	767,461	704,817	-8%	771,468	9%
Transfer in from Senior Bus Fund	7,700	7,700	7,700	7,700	7,700	0%	7,700	0%
Transfer in from Child Care Fund	35,000	35,000	35,000	35,000	35,000	0%	35,000	0%
<b>Total Revenue</b>	<b>1,752,526</b>	<b>1,818,600</b>	<b>1,981,215</b>	<b>2,008,311</b>	<b>1,985,517</b>	<b>-1%</b>	<b>2,067,668</b>	<b>4%</b>
<b>Expenditures:</b>								
Personnel	966,689	1,019,786	1,052,139	1,092,085	1,113,606	2%	1,186,890	7%
Services & Supplies	734,701	769,001	857,712	863,356	817,429	-5%	826,183	1%
Transfer Out - Honeywell	10,150	10,259	10,370	10,370	10,482	1%	10,595	1%
<b>Total Expenditures</b>	<b>1,711,540</b>	<b>1,799,046</b>	<b>1,920,221</b>	<b>1,965,811</b>	<b>1,941,517</b>	<b>-1%</b>	<b>2,023,668</b>	<b>4%</b>
<b>Ending Balance, June 30*</b>	<b>\$158,919</b>	<b>\$178,473</b>	<b>\$239,467</b>	<b>\$220,973</b>	<b>\$264,973</b>		<b>\$308,973</b>	

\*The ending balance in the fund is committed to sports field, turf field and memorial field maintenance.

**CITY OF ANTIOCH  
2017-19 OPERATING BUDGET**



**SPECIAL REVENUE FUNDS**

**RECREATION SERVICES FUND (219) (Continued)**

<b>RECREATION SERVICES STAFFING SUMMARY</b>			
	<b>Funded 2016-17</b>	<b>Funded 2017-18</b>	<b>Funded 2018-19</b>
<b>Funded FTE's:</b>			
Senior Programs and Services	2.00	2.00	2.00
Sports	1.00	1.00	1.00
Community Recreation	4.00	4.00	4.00
<b>Total Recreation Funded FTE's</b>	<b>7.00</b>	<b>7.00</b>	<b>7.00</b>

**CITY OF ANTIOCH  
2017-19 OPERATING BUDGET**



**SPECIAL REVENUE FUNDS**

---

**RECREATION SERVICES FUND (219) (Continued)**

**NICK RODRIGUEZ COMMUNITY CENTER (219-4410)**

The Nick Rodriguez Community Center is located in the Historic Downtown District of Antioch. It is a popular facility for casual events that are provided by local organizations and individuals. A signature feature within the Community Center is the community theater. This quaint theater is the primary home for youth and children theater companies; it seats two hundred people and is an excellent venue for youth productions that build self-esteem and confidence. Throughout the Center, the multi-use room, arts & crafts room, conference room and physical fitness room provide an excellent venue for classes and meetings.

**2016-2017 Accomplishments:**

- Increased rental income 10%.
- Hosted two community theater production companies with a total of 8 productions annually.
- Installed new carpet throughout the Center; in the lobby and hallways.
- Redesigned lobby as a new welcome center.
- Updated rental application forms to improve customer service and streamline operations.
- Maintained "open house" hours for individuals and groups interested in viewing the facility.
- Hosted new rental uses such as government town hall meetings.
- Introduced new services and enrichment programs for older adults; art classes, gentle health and fitness, peer group support and counseling, Spanish classes.

**2018 & 2019 Objectives:**

- Increase the number of weekday and evening rentals.
- Increase the number of long term rental contracts and relationships.
- Increase the number of successful fee-based classes and programs.
- Improve staff in-service trainings to raise the level of standard for customer service.
- Continue to revise and streamline the rental process for customers; benchmark the rental fees against similar community centers.

**CITY OF ANTIOCH  
2017-19 OPERATING BUDGET**



**SPECIAL REVENUE FUNDS**

**RECREATION SERVICES FUND (219) (Continued)**

<b>NICK RODRIGUEZ COMMUNITY CENTER (219-4410)</b>								
	<b>2014-15</b>	<b>2015-16</b>	<b>2016-17</b>	<b>2016-17</b>	<b>2017-18</b>	<b>%</b>	<b>2018-19</b>	<b>%</b>
	<b>Actual</b>	<b>Actual</b>	<b>Budget</b>	<b>Revised</b>	<b>Proposed</b>	<b>Change</b>	<b>Proposed</b>	<b>Change</b>
<b>Source of Funds:</b>								
Investment Income	2,583	2,107	500	2,000	500	-75%	500	0%
Current Service Charges	35,450	53,221	44,000	44,000	45,000	2%	45,000	0%
Other	-2	-1	1,000	0	0	0%	0	0%
Transfer in from General Fund	238,445	512,585	485,155	552,770	498,002	-10%	539,068	8%
<b>Total Source of Funds</b>	<b>276,476</b>	<b>567,912</b>	<b>530,655</b>	<b>598,770</b>	<b>543,502</b>	<b>-9%</b>	<b>584,568</b>	<b>8%</b>
<b>Use of Funds:</b>								
Personnel	16,647	15,187	12,980	12,480	12,245	-2%	13,330	9%
Services & Supplies	65,289	62,035	59,370	59,000	59,100	0%	59,100	0%
Transfer Out - Honeywell	10,150	10,259	10,370	10,370	10,482	1%	10,595	1%
<b>Total Expenditures</b>	<b>92,086</b>	<b>87,481</b>	<b>82,720</b>	<b>81,850</b>	<b>81,827</b>	<b>0%</b>	<b>83,025</b>	<b>1%</b>
Funded FTE'S	0.00	0.00	0.00	0.00	0.00		0.00	

**CITY OF ANTIOCH  
2017-19 OPERATING BUDGET**



**SPECIAL REVENUE FUNDS**

---

**RECREATION SERVICES FUND (219) (Continued)**

**SENIOR PROGRAMS AND SERVICES (219-4420)**

Senior programs and services provide inclusive experiences that strengthen the socialization, recreation, information, and referral needs of Antioch's active older adults, low income seniors, and the frail elderly. Staff maintains the Antioch Senior Center facility, collaborates with the Antioch Senior Club on programs and activities, and administers numerous social services such as the County Senior Nutrition program. Volunteers are an important part of senior programs and services as well as fundraising, grant writing, and developing community partnerships.

The Senior Nutrition Program is recognized by Contra Costa County as Site #13, and serves the highest number of meals in the program. It is commonly known as Co. Co. Café. Staff facilitates the distribution of daily meals including reservations and fee collection, monitors quality control, and submits required reports. The program serves nutritious meals to all seniors 60 years and older five days a week and relies on a high number of volunteers to ensure a quality experience. Lunch fees are suggested at \$2.00 per meal.

**2016-2017 Accomplishments:**

- Maintained the new Club membership program; used the new membership card and eliminated digital scanners for redundant participant duplication.
- Collaborated with Tri-Delta Dial-a-ride to secure daily round trip transportation for meal participants.
- Established a "Transit Tips" program that informs our seniors of all their transportation options throughout the Antioch area.
- Redesigned the Antioch Senior Center Newsletter to be more user-friendly and to highlight senior services and resources available to seniors in the community. Reduced the number of pages to streamline costs; expanded the distribution options including email and web viewing.
- Created a PowerPoint version of the Antioch Senior Newsletter paired with videos and pictures of "Seniors Having Fun After 50," which is displayed in the Center lobby.
- Improved the tracking and reporting systems for the Community Development Block Grant funding sources (CDBG).
- Partnered with Contra Costa County Co.Co.Cafe, Rotary, Sutter Delta Medical Group, Umpqua Bank and Antioch Lions Club to provide a successful 34<sup>th</sup> Annual Senior Picnic for 100+ seniors from local convalescent homes and assisted living facilities.
- Upgraded maintenance supplies and equipment in the restrooms to provide a more functional and economic maintenance service.
- Established a code of conduct and facility dress code policy in partnership with the Senior Club Board of Directors to promote a positive and healthy atmosphere for all participants.
- Increased the number of Likes to the Antioch Senior Center Facebook page by over 250% from the previous year.
- Enhanced Senior Services by networking with outside agencies to provide seniors with more informational referrals and assistance (i.e. Senior Fraud prevention, Spanish and Chinese Peer Counseling, AARP Safe Drivers Course, California Highway Patrol, The National Federation of the Blind, Contra Costa County Aging and Adult Services).
- Collaborated with local senior and community organizations; Antioch Historical Society, Bedford Center, East Bay Regional Park District, East Contra Costa County Senior Coalition, Sons of Italy, and the Lion's Club for experiences and opportunities that are not traditionally offered.
- Maintained status as the largest serving nutrition site out of the 18 C.C. Cafes in the County. Met all county policy and procedures standards.



**CITY OF ANTIOCH  
2017-19 OPERATING BUDGET**



**SPECIAL REVENUE FUNDS**

---

**RECREATION SERVICES FUND (219) (Continued)**

- Upgraded the kitchen to meet County requirements.
- Created and implemented a new participant fact sheet to promote easy registration for the senior nutrition program and provide a Q&A for frequently asked questions.
- Increased volunteer hours by 30% over the previous year – more than 22,000 hours. Established a new volunteer hour tracking system for auditing purposes.
- Coordinated the largest ever Senior Resource Fair which delivered on the concept of “Connecting Residents to Resources”.

**2018 & 2019 Objectives:**

- Increase the number of partnerships with downtown Antioch merchants, aging and adult services, and community organizations; become the resource and information hub for people of all ages seeking relevant senior related information, educational seminars, and workshops.
- Increase community participation in senior services, programs and events by creating press releases, facebook post, flyers and sharing our programs and events among our network.
- Expand fee based senior programming opportunities targeting the younger 50-60+ active adults in all recreational facilities.
- Increase the number of programs that create cultural unity by providing volunteers and services in various languages, celebrating cultural practices, and offering classes that teach multi-cultural skills and activities.
- Increase daily participation numbers for total meals served by an additional 3%, with an overall goal of increasing participation numbers 6% by 2019.
- Establish a monthly in-service training with all active volunteers and staff to address common concerns, issues and ideas, and foster human development.
- Continue to upgrade the membership card program in conjunction with the new Active computer database system.
- Continue to stream line Active Data entry and reporting in order to enhance CDBG tracking and reporting for additional funding.
- Upgrade maintenance supplies and equipment to provide a more functional and economic maintenance service.
- Improve the building appearance by installing more visible signage on the exterior of the building to promote awareness of the senior services facility within the community and attract new participants.

**CITY OF ANTIOCH  
2017-19 OPERATING BUDGET**



**SPECIAL REVENUE FUNDS**

**RECREATION SERVICES FUND (219) (Continued)**

<b>SENIOR PROGRAMS AND SERVICES (219-4420)</b>								
	<b>2014-15 Actual</b>	<b>2015-16 Actual</b>	<b>2016-17 Budget</b>	<b>2016-17 Revised</b>	<b>2017-18 Proposed</b>	<b>% Change</b>	<b>2018-19 Proposed</b>	<b>% Change</b>
<b>Source of Funds:</b>								
Revenue from Other Agencies	39,000	39,000	43,000	43,000	43,000	0%	43,000	0%
Other	19,064	15,169	15,000	15,000	15,000	0%	15,000	0%
Transfer in from General Fund	183,995	176,642	238,360	214,691	206,815	-4%	232,400	12%
Transfer in from Senior Bus	7,700	7,700	7,700	7,700	7,700	0%	7,700	0%
<b>Total Source of Funds</b>	<b>249,759</b>	<b>238,511</b>	<b>304,060</b>	<b>280,391</b>	<b>272,515</b>	<b>-3%</b>	<b>298,100</b>	<b>9%</b>
<b>Use of Funds:</b>								
Personnel	212,846	193,114	264,023	216,528	231,683	7%	256,240	11%
Services & Supplies	30,630	45,397	40,037	63,863	40,832	-36%	41,860	3%
<b>Total Use of Funds</b>	<b>243,476</b>	<b>238,511</b>	<b>304,060</b>	<b>280,391</b>	<b>272,515</b>	<b>-3%</b>	<b>298,100</b>	<b>9%</b>
Funded FTE'S	2.00	2.00	2.00	2.00	2.00		2.00	

**CITY OF ANTIOCH  
2017-19 OPERATING BUDGET**



**SPECIAL REVENUE FUNDS**

---

**RECREATION SERVICES FUND (219) (Continued)**

**SPORTS PROGRAMS (219-4450)**

Sports and recreation programs are fundamental towards building a healthy lifestyle and healthy community. Youth and adults are invited to participate in a variety of sports activities throughout the year. Youth activities are based on a philosophy of kids first, winning second. Instruction, sportsmanship, competition and fun are part of every activity. The adult activities are conducted in a controlled, positive atmosphere with offerings in both a competitive and social level. Activities represent traditional sports, community needs, and recreational sport trends. Community sports and nonprofit organizations rely on city fields and facilities for their programs, and staff collaborates with numerous groups to ensure that sports and recreation is accessible for everyone.

Snack Bar/Concession Operations contribute to a positive sports and recreation experience. Concession services are provided primarily at the sports complex located at Antioch Community Park, and the facility is open to correspond with scheduled activities that occur between April and November.

**2016-2017 Accomplishments:**

- Reserved 100% of the weekends that ball fields were available at the Antioch Community Park for the fourth consecutive year.
- Added the sport of Pickleball to the adult fitness drop-in program that also includes basketball & volleyball.
- Increased participation 10% in the winter youth basketball program.
- Improved staff-tailgate safety programs to increase the safety of participants, residents, staff and volunteers.
- Developed a spring basketball league for youth in grades 1 thru 8.
- Developed a summer and fall afternoon drop-in recreation sport program for middle school youth.
- Continued revising the sports complex concession menu to be more cost effective; upgraded signage to improve visibility and marketing
- Continued revising staff manuals and protocols to maximize staff efficiency.
- Increased concession revenue by 10%.

**2018 & 2019 Objectives:**

- Continue to modify and create programs to meet community needs by utilizing current demographic surveys and program evaluations.
- Increase opportunities for youth and adults to participate in athletic and recreational programs that contribute towards improving youth physical fitness.
- Maximize park and facility use with programs and reservations; contribute to economic efforts by increasing the number of spectator sports and events at facilities.
- Increase community outreach to connect with new audiences.
- Enhance marketing efforts by incorporating sports and recreation with social media; utilize the Active Net system where appropriate.
- Continue to increase concession revenue during non-tournament hours; increase profits.
- Continue to exceed basic standards for concession operations for cleanliness, maintenance, safety and sanitation.
- Develop new partnerships that enhance services and programs in parks and facilities.

**CITY OF ANTIOCH  
2017-19 OPERATING BUDGET**



**SPECIAL REVENUE FUNDS**

**RECREATION SERVICES FUND (219) (Continued)**

- Strengthen life-long learning and life-style skills in youth sports and recreation.
- Improve response times to citizen requests and inquiries; explore on-line field reservation options and strengthen relationships with individuals.
- Continue to modify concession operations to meet customer needs regarding items served on menu.
- Improve on ways to increase more rental opportunities for the Jensen Family Grove at ACP.

<b>RECREATION SERVICES – SPORTS PROGRAMS (219-4450)</b>								
	<b>2014-15 Actual</b>	<b>2015-16 Actual</b>	<b>2016-17 Budget</b>	<b>2016-17 Revised</b>	<b>2017-18 Proposed</b>	<b>% Change</b>	<b>2018-19 Proposed</b>	<b>% Change</b>
<b>Source of Funds:</b>								
Current Service Charges	412,947	435,147	432,500	432,500	445,500	3%	455,000	2%
Other	164	320	1,000	1,000	1,000	0%	1,000	0%
<b>Total Source of Funds</b>	<b>413,111</b>	<b>435,467</b>	<b>433,500</b>	<b>433,500</b>	<b>446,500</b>	<b>3%</b>	<b>456,000</b>	<b>2%</b>
<b>Use of Funds:</b>								
Personnel	209,249	210,787	207,314	201,250	207,288	3%	218,500	5%
Services & Supplies	129,564	109,123	121,650	120,584	119,330	-1%	119,922	0%
<b>Total Use of Funds</b>	<b>338,813</b>	<b>319,910</b>	<b>328,964</b>	<b>321,834</b>	<b>326,618</b>	<b>1%</b>	<b>338,422</b>	<b>4%</b>
Funded FTE'S	1.00	1.00	1.00	1.00	1.00		1.00	

**CITY OF ANTIOCH  
2017-19 OPERATING BUDGET**



**SPECIAL REVENUE FUNDS**

---

**RECREATION SERVICES FUND (219) (Continued)**

**COMMUNITY RECREATION (219-4495)**

Community Recreation is a broad based component of the department that provides programs and services that support a safe, stimulating and diverse community. Introductory and intermediate level program experiences are planned and delivered for young children, school-age and teens, adults, and families. Residents are encouraged to explore special interests, gather with friends and family, and achieve a healthy lifestyle. Programs and services meet the needs of the community and provide a nurturing environment to address trends and ideas. Participant fees make programs successful; from recreation pre-school to summer camps, personal development to fun and celebration.

Managing and operating the Antioch Community Center is achieved through the community recreation unit. The Community Center hosts numerous programs and events and provides space for partners such as the Antioch Library. It is admired by residents and well-liked for reservable uses such as weddings, church services and family celebrations.

**2016-2017 Accomplishments:**

- Provided four family events per year that were free or low cost to strengthen a sense of place.
- Increased weekday and evening rentals.
- Maintained long term rental uses of the community center; increase contracts for recurring events.
- Increased in-service training program for staff.
- Increased marketing efforts to current customers to increase repeat participation.
- Provided new youth and school-age specialty camps to meet growing trends and interests.
- Developed a youth and teen advisory program (Antioch Council of Teens) to increase youth engagement in community programs and city-wide issues.
- Reached 100% participation in recreational-preschool programs.
- Maintained partnership with East County Regional Group to provide programs for families participating in First Five Contra Costa County.
- Introduced new fee-based programs for adults based on trends and interests such as cooking and flower arranging.
- Modified the production schedule for the Recreation Guide to reflect traditional seasons; continued to include community information in the Guide.

**2018 & 2019 Objectives:**

- Continue re-designing and modifying the recreation guide to improve readability and increase program participation.
- Recruit a Martial Arts instructor to offer an in-house Karate program for youth and adults.
- Expand cooking program with additional instructors and a Friday Night Chef Program for youth 8-14 years.
- Create an After-School Enrichment section in the guide to highlight afterschool activities for youth.
- Incorporate outdoor fitness classes to current offerings to better utilize the outdoor facilities at the Antioch Community Center.

**CITY OF ANTIOCH  
2017-19 OPERATING BUDGET**



**SPECIAL REVENUE FUNDS**

---

**RECREATION SERVICES FUND (219) (Continued)**

- Develop an Indoor Playground program aimed at providing a space for supervised but unstructured free play for young children.
- Offer recreational day trip opportunities and cultural outings with an emphasis on “Local Back Roads and Nature Adventures,” scheduled to attract the working retiree.
- Provide classes and activities specifically aimed at Health & Wellness focusing on reducing stress, healthy eating and more. Create a wellness brand to build visual identity for wellness programs and services in the Recreation Guide.
- Offer Family Game Nights quarterly at the Antioch Community Center to help families connect and build relationships.
- Incorporate special guests and visitors in camp programs such as Naturalists, Musicians, and Magicians.
- Expand music programs to include vocal, variety of instruments and music movement programs.
- Expand partnerships with educational institutions, such as the Los Medanos College and [www.ed2go.com](http://www.ed2go.com) to offer online courses, 1 day workshops, lectures that cater to the adults and the growing baby boomer age group.
- Extend business hours during peak recreation times at the Antioch Community Center to offer working families the opportunity to register for classes and activities in the evening hours.
- Improve the Agreement for Instructional Services for instructor contracts by adding a Scope of Services to better define needs and requirements.
- Provide up to five family events per year that are free or low cost to strengthen a sense of place.
- Continue increasing department revenues.
- Increase weekday and evening rentals for all reservable facilities.
- Maintain long term rental uses of the community center; increase contracts for recurring events.
- Increase rental of the kitchen to catering companies during the weekdays.
- Increase in-service training program for staff.
- Develop an easy to read “camps at a glance” section in the recreation guide to improve customer service and increase enrollment.
- Increase marketing efforts to current customers to increase repeat participation.

**CITY OF ANTIOCH  
2017-19 OPERATING BUDGET**



**SPECIAL REVENUE FUNDS**

**RECREATION SERVICES FUND (219) (Continued)**

<b>COMMUNITY RECREATION (219-4495)</b>								
	<b>2014-15 Actual</b>	<b>2015-16 Actual</b>	<b>2016-17 Budget</b>	<b>2016-17 Revised</b>	<b>2017-18 Proposed</b>	<b>% Change</b>	<b>2018-19 Proposed</b>	<b>% Change</b>
<b>Source of Funds:</b>								
Current Service Charges	775,933	525,620	675,000	650,000	679,000	4%	683,000	1%
Other	2,247	16,090	3,000	10,605	9,000	-15%	11,000	22%
Transfer In – Child Care Fund	35,000	35,000	35,000	35,000	35,000	0%	35,000	0%
<b>Total Source of Funds</b>	<b>813,180</b>	<b>576,710</b>	<b>713,000</b>	<b>695,605</b>	<b>723,000</b>	<b>4%</b>	<b>729,000</b>	<b>1%</b>
<b>Use of Funds:</b>								
Personnel	527,947	600,698	567,822	661,827	662,390	0%	698,820	5%
Services & Supplies	509,218	552,446	636,655	619,909	598,167	-4%	605,301	1%
<b>Total Use of Funds</b>	<b>1,037,165</b>	<b>1,153,144</b>	<b>1,204,477</b>	<b>1,281,736</b>	<b>1,260,557</b>	<b>-2%</b>	<b>1,304,121</b>	<b>3%</b>
Funded FTE'S	3.00	4.00	4.00	4.00	4.00		4.00	

**CITY OF ANTIOCH  
2017-19 OPERATING BUDGET**



**SPECIAL REVENUE FUNDS**

**TRAFFIC SIGNAL FUND (220)**

This fund accounts for traffic signal fees collected from developers to fund off-site traffic signals.

<b>TRAFFIC SIGNAL FUND (FUND 220)</b>								
<b>Statement of Revenues, Expenditures and Change in Fund Balance</b>								
	<b>2014-15</b>	<b>2015-16</b>	<b>2016-17</b>	<b>2016-17</b>	<b>2017-18</b>	<b>%</b>	<b>2018-19</b>	<b>%</b>
	<b>Actual</b>	<b>Actual</b>	<b>Budget</b>	<b>Revised</b>	<b>Proposed</b>	<b>Change</b>	<b>Proposed</b>	<b>Change</b>
<b>Beginning Balance, July 1</b>	<b>\$803,258</b>	<b>\$928,914</b>	<b>\$938,187</b>	<b>\$938,187</b>	<b>\$660,669</b>		<b>\$683,152</b>	
<b>Revenue Source:</b>								
Investment Income	6,173	11,905	5,000	5,000	5,000	0%	6,000	20%
Current Service Charges	122,444	20,773	75,000	60,000	20,000	-67%	20,000	0%
<b>Total Revenue</b>	<b>128,617</b>	<b>32,678</b>	<b>80,000</b>	<b>65,000</b>	<b>25,000</b>	<b>-62%</b>	<b>26,000</b>	<b>4%</b>
<b>Expenditures:</b>								
Services & Supplies	1,867	2,010	2,500	2,500	2,500	0%	2,500	0%
Signals/Various Locations	1,080	21,380	338,621	340,000	0	-100%	0	0%
Internal Services	14	15	17	18	17	-6%	18	6%
<b>Total Expenditures</b>	<b>2,961</b>	<b>23,405</b>	<b>341,138</b>	<b>342,518</b>	<b>2,517</b>	<b>-99%</b>	<b>2,518</b>	<b>0%</b>
<b>Ending Balance, June 30</b>	<b>\$928,914</b>	<b>\$938,187</b>	<b>\$677,049</b>	<b>\$660,669</b>	<b>\$683,152</b>		<b>\$706,634</b>	



**CITY OF ANTIOCH  
2017-19 OPERATING BUDGET**



**SPECIAL REVENUE FUNDS**

**ASSET FORFEITURE (221)**

This fund accounts for monies seized during drug enforcement activities. Monies are held by the City until cases are settled by the courts. Monies are then either reverted to the City or returned to the rightful owner. Monies reverted to the City must be used for legitimate law enforcement purposes.

<b>ASSET FORFEITURE (FUND 221)</b>								
<b>Statement of Revenues, Expenditures and Change in Fund Balance</b>								
	<b>2014-15</b>	<b>2015-16</b>	<b>2016-17</b>	<b>2016-17</b>	<b>2017-18</b>	<b>%</b>	<b>2018-19</b>	<b>%</b>
	<b>Actual</b>	<b>Actual</b>	<b>Budget</b>	<b>Revised</b>	<b>Proposed</b>	<b>Change</b>	<b>Proposed</b>	<b>Change</b>
<b>Beginning Balance, July 1</b>	<b>(\$704)</b>	<b>\$36,055</b>	<b>\$46,876</b>	<b>\$46,876</b>	<b>\$46,861</b>		<b>\$44,560</b>	
<b>Revenue Source:</b>								
Investment Income	2,076	4,109	100	1,970	1,700	-14%	1,500	-12%
Asset Forfeiture	64,242	14,641	5,000	7,114	5,000	-30%	5,000	0%
<b>Total Revenue</b>	<b>66,318</b>	<b>18,750</b>	<b>5,100</b>	<b>9,084</b>	<b>6,700</b>	<b>-26%</b>	<b>6,500</b>	<b>-3%</b>
<b>Expenditures:</b>								
Services & Supplies	24,774	2,911	3,500	3,800	3,800	0%	3,700	-3%
Internal Services	4,785	5,018	5,140	5,299	5,201	-2%	5,356	3%
<b>Total Expenditures</b>	<b>29,559</b>	<b>7,929</b>	<b>8,640</b>	<b>9,099</b>	<b>9,001</b>	<b>-1%</b>	<b>9,056</b>	<b>1%</b>
<b>Ending Balance, June 30</b>	<b>\$36,055</b>	<b>\$46,876</b>	<b>\$43,336</b>	<b>\$46,861</b>	<b>\$44,560</b>		<b>\$42,004</b>	

**CITY OF ANTIOCH  
2017-19 OPERATING BUDGET**



**SPECIAL REVENUE FUNDS**

**MEASURE J GROWTH MANAGEMENT FUND (222)**

Measure J revenue is derived from a voter-approved, one-half cent sales tax in Contra Costa County. The City receives allocations from the Contra Costa Transportation Authority (CCTA) to be used for transportation improvement and maintenance projects provided that the City complies with the Growth Management Program. Formally Measure C which expired March 30, 2009; voters approved Measure J which began April 1, 2009, to continue this measure.

<b>MEASURE J GROWTH MANAGEMENT (FUND 222)</b>								
<b>Statement of Revenues, Expenditures and Change in Fund Balance</b>								
	<b>2014-15</b>	<b>2015-16</b>	<b>2016-17</b>	<b>2016-17</b>	<b>2017-18</b>	<b>%</b>	<b>2018-19</b>	<b>%</b>
	<b>Actual</b>	<b>Actual</b>	<b>Budget</b>	<b>Revised</b>	<b>Proposed</b>	<b>Change</b>	<b>Proposed</b>	<b>Change</b>
<b>Beginning Balance, July 1</b>	<b>\$3,029,740</b>	<b>\$3,601,745</b>	<b>\$4,297,341</b>	<b>\$4,297,341</b>	<b>\$2,757,160</b>		<b>\$1,596,752</b>	
<b>Revenue Source:</b>								
Investment Income	19,751	46,703	22,000	22,000	15,000	-32%	17,000	13%
Revenue from Other Agencies	1,757,494	1,496,907	1,226,950	1,290,969	1,382,721	7%	3,733,847	170%
Transfer In – Sewer Fund	0	0	50,000	50,000	0	-100%	0	0%
<b>Total Revenue</b>	<b>1,777,245</b>	<b>1,543,610</b>	<b>1,298,950</b>	<b>1,362,969</b>	<b>1,397,721</b>	<b>3%</b>	<b>3,750,847</b>	<b>168%</b>
<b>Expenditures:</b>								
Personnel	27,220	31,423	68,940	68,940	68,940	0%	68,940	0%
Services & Supplies	127,420	272,947	313,000	323,000	138,000	-57%	138,000	0%
Capital Projects	1,049,524	542,495	1,160,000	1,010,000	2,350,000	133%	3,400,000	45%
Transfer Out	0	0	1,500,000	1,500,000	0	-100%	0	0%
Internal Services	1,076	1,149	1,175	1,210	1,189	-2%	1,232	4%
<b>Total Expenditures</b>	<b>1,205,240</b>	<b>848,014</b>	<b>3,043,115</b>	<b>2,903,150</b>	<b>2,558,129</b>	<b>-12%</b>	<b>3,608,172</b>	<b>41%</b>
<b>Ending Balance, June 30</b>	<b>\$3,601,745</b>	<b>\$4,297,341</b>	<b>\$2,553,176</b>	<b>\$2,757,160</b>	<b>\$1,596,752</b>		<b>\$1,739,427</b>	

**CITY OF ANTIOCH  
2017-19 OPERATING BUDGET**



**SPECIAL REVENUE FUNDS**

**MEASURE J GROWTH MANAGEMENT FUND (222) (Continued)**

The following is a list of budgeted capital projects:

<b>Capital Projects</b>	<b>2016-17 Revised</b>	<b>2017-18 Proposed</b>	<b>2018-19 Proposed</b>
CDBG Downtown Roadway	\$200,000	\$0	\$0
Sidewalk/Handicap/Pedestrian Improvements	650,000	150,000	150,000
Lone Tree Way Pavement Overlay	50,000	2,200,000	0
L Street Improvements	100,000	0	250,000
2018 Pavement Rehabilitation	0	0	3,000,000
Golf Course Rd Pavement Rehabilitation	10,000	0	0
<b>Total Capital Projects</b>	<b>\$1,010,000</b>	<b>\$2,350,000</b>	<b>\$3,400,000</b>

**CITY OF ANTIOCH  
2017-19 OPERATING BUDGET**



**SPECIAL REVENUE FUNDS**

**CHILD CARE FUND (223)**

The Child Care Fund accounts for lease revenue received from the YWCA and City expenditures relating to the Mary Rocha Child Care Center at 931 Cavallo Road. In 1990 the City purchased a modular building for \$240,000 and made improvements in the amount of \$75,000 for a low income child care facility. The land and modular building of the center belong to the City.

<b>CHILD CARE (FUND 223)</b>								
<b>Statement of Revenues, Expenditures and Change in Fund Balance</b>								
	<b>2014-15</b>	<b>2015-16</b>	<b>2016-17</b>	<b>2016-17</b>	<b>2017-18</b>	<b>%</b>	<b>2018-19</b>	<b>%</b>
	<b>Actual</b>	<b>Actual</b>	<b>Budget</b>	<b>Revised</b>	<b>Proposed</b>	<b>Change</b>	<b>Proposed</b>	<b>Change</b>
<b>Beginning Balance, July 1</b>	<b>\$99,338</b>	<b>\$70,083</b>	<b>\$76,292</b>	<b>\$76,292</b>	<b>\$83,555</b>		<b>\$92,793</b>	
<b>Revenue Source:</b>								
Investment Income	678	1,071	800	700	800	14%	900	13%
Current Service Charges	75,046	76,772	77,320	78,845	80,816	2%	82,837	3%
<b>Total Revenue</b>	<b>75,724</b>	<b>77,843</b>	<b>78,120</b>	<b>79,545</b>	<b>81,616</b>	<b>3%</b>	<b>83,737</b>	<b>3%</b>
<b>Expenditures:</b>								
Services & Supplies	34,096	595	1,625	1,111	1,175	6%	1,246	6%
Transfers Out – Rec/Prewett	70,000	70,000	70,000	70,000	70,000	0%	70,000	0%
Internal Services	883	1,039	1,169	1,171	1,203	3%	1,280	6%
<b>Total Expenditures</b>	<b>104,979</b>	<b>71,634</b>	<b>72,794</b>	<b>72,282</b>	<b>72,378</b>	<b>0%</b>	<b>72,526</b>	<b>0%</b>
<b>Ending Balance, June 30</b>	<b>\$70,083</b>	<b>\$76,292</b>	<b>\$81,618</b>	<b>\$83,555</b>	<b>\$92,793</b>		<b>\$104,004</b>	

**CITY OF ANTIOCH  
2017-19 OPERATING BUDGET**



**SPECIAL REVENUE FUNDS**

**TIDELANDS FUND (225)**

In 1990, the California State Legislature passed Assembly Bill 1900 that created tidelands entitlement areas. Funds are generated by payments from the lessees of the City's tidelands areas. This revenue is limited to improving accessibility and/or protection of the City's waterfront areas.

<b>TIDELAND (FUND 225)</b>								
<b>Statement of Revenues, Expenditures and Change in Fund Balance</b>								
	<b>2014-15</b>	<b>2015-16</b>	<b>2016-17</b>	<b>2016-17</b>	<b>2017-18</b>	<b>%</b>	<b>2018-19</b>	<b>%</b>
	<b>Actual</b>	<b>Actual</b>	<b>Budget</b>	<b>Revised</b>	<b>Proposed</b>	<b>Change</b>	<b>Proposed</b>	<b>Change</b>
<b>Beginning Balance, July 1</b>	<b>\$116,257</b>	<b>\$123,741</b>	<b>\$132,070</b>	<b>\$132,070</b>	<b>\$34,302</b>		<b>\$36,724</b>	
<b>Revenue Source:</b>								
Investment Income	856	1,666	600	600	625	4%	650	4%
Current Service Charges	7,137	7,225	7,370	7,330	7,418	1%	7,510	1%
<b>Total Revenue</b>	<b>7,993</b>	<b>8,891</b>	<b>7,970</b>	<b>7,930</b>	<b>8,043</b>	<b>1%</b>	<b>8,160</b>	<b>1%</b>
<b>Expenditures:</b>								
Services & Supplies	261	280	5,375	105,375	5,300	-95%	5,300	0%
Internal Services	248	282	317	323	321	-1%	341	6%
<b>Total Expenditures</b>	<b>509</b>	<b>562</b>	<b>5,692</b>	<b>105,698</b>	<b>5,621</b>	<b>-95%</b>	<b>5,641</b>	<b>0%</b>
<b>Ending Balance, June 30</b>	<b>\$123,741</b>	<b>\$132,070</b>	<b>\$134,348</b>	<b>\$34,302</b>	<b>\$36,724</b>		<b>\$39,243</b>	

**CITY OF ANTIOCH  
2017-19 OPERATING BUDGET**



**SPECIAL REVENUE FUNDS**

**SOLID WASTE REDUCTION FUND (226)**

This fund has two programs operated by the Community Development Department. Oil recycling grant funds are used for the collection of oils and filters as part of the curbside recycling program and at the East County Household Hazardous Waste Collection Facility. The Solid Waste Reductions Program was established to help the City meet AB 939 mandates to divert waste from landfills through waste reduction, reuse and recycling programs.

<b>SOLID WASTE (FUND 226)</b>								
<b>Statement of Revenues, Expenditures and Change in Fund Balance</b>								
	2014-15 Actual	2015-16 Actual	2016-17 Budget	2016-17 Revised	2017-18 Proposed	% Change	2018-19 Proposed	% Change
<b>Beginning Balance, July 1</b>	<b>\$388,416</b>	<b>\$424,591</b>	<b>\$414,427</b>	<b>\$414,427</b>	<b>\$407,798</b>		<b>\$312,535</b>	
<b>Revenue Source:</b>								
Investment Income	3,378	6,089	1,500	2,330	1,500	-36%	1,500	0%
Revenue from Other Agencies	57,230	100,561	56,000	204,761	88,400	-57%	54,500	-38%
Franchise Fees	160,000	160,000	160,000	160,000	160,000	0%	160,000	0%
Other	12,250	16,122	5,000	15,372	13,000	-15%	13,000	0%
<b>Total Revenue</b>	<b>232,858</b>	<b>282,772</b>	<b>222,500</b>	<b>382,463</b>	<b>262,900</b>	<b>-31%</b>	<b>229,000</b>	<b>-13%</b>
<b>Expenditures:</b>								
Personnel	72,017	84,174	120,655	131,011	175,020	34%	180,070	3%
Services & Supplies	114,673	197,795	260,747	245,377	170,320	-31%	142,793	-16%
Internal Services	9,993	10,967	12,525	12,704	12,823	1%	13,736	7%
<b>Total Expenditures</b>	<b>196,683</b>	<b>292,936</b>	<b>393,927</b>	<b>389,092</b>	<b>358,163</b>	<b>-8%</b>	<b>336,599</b>	<b>-6%</b>
<b>Ending Balance, June 30</b>	<b>\$424,591</b>	<b>\$414,427</b>	<b>\$243,000</b>	<b>\$407,798</b>	<b>\$312,535</b>		<b>\$204,936</b>	
<b>Funded FTE's</b>				<b>Funded 2016-17</b>	<b>Funded 2017-18</b>		<b>Funded 2018-19</b>	
Solid Waste Reduction				0.34	0.44		0.44	

**CITY OF ANTIOCH  
2017-19 OPERATING BUDGET**



**SPECIAL REVENUE FUNDS**

**SOLID WASTE REDUCTION FUND (226) (Continued)**

**SOLID WASTE REDUCTION – USED OIL (226-5220)**

The California Oil Recycling Enhancement Act of 1991 has placed a \$0.16 per gallon fee on motor oil sales for the purpose of funding programs encouraging the proper collection and disposal of used oil. One of the means used to achieve this is the Oil Payment Program (OPP) which is a noncompetitive grant essentially awarded to any community that will pledge to use it solely for used oil recycling activities. The City must apply for these funds on an annual basis. The money is used to fund curbside collection of oil and filters, as well as collection of oil and filters at the East County Household Hazardous Waste Collection Facility and filter recycling at O'Reilly Stores.

<b>SOLID WASTE USED OIL (226-5220)</b>								
	<b>2014-15 Actual</b>	<b>2015-16 Actual</b>	<b>2016-17 Budget</b>	<b>2016-17 Revised</b>	<b>2017-18 Proposed</b>	<b>% Change</b>	<b>2018-19 Proposed</b>	<b>% Change</b>
<b>Source of Funds:</b>								
Revenue from Other Agencies	29,565	72,374	29,000	174,319	61,400	-65%	27,500	-55%
Other	0	0	0	1,472	0	-100%	0	0%
<b>Total Source of Funds</b>	<b>29,565</b>	<b>72,374</b>	<b>29,000</b>	<b>175,791</b>	<b>61,400</b>	<b>-65%</b>	<b>27,500</b>	<b>-55%</b>
<b>Use of Funds:</b>								
Personnel	0	288	10,000	10,000	10,000	0%	0	-100%
Services & Supplies	26,750	131,872	116,463	126,463	30,500	-76%	27,500	-10%
<b>Total Use of Funds</b>	<b>26,750</b>	<b>132,160</b>	<b>126,463</b>	<b>136,463</b>	<b>40,500</b>	<b>-70%</b>	<b>27,500</b>	<b>-32%</b>

**CITY OF ANTIOCH  
2017-19 OPERATING BUDGET**



**SPECIAL REVENUE FUNDS**

---

**SOLID WASTE REDUCTION FUND (226) (Continued)**

**SOLID WASTE REDUCTION (226-5225)**

The Solid Waste Reduction Fund was created due to AB 939 which mandates cities to achieve waste diversion goals. These goals are 25% reduction of the waste stream to landfills by 1995 and a 50% reduction by the Year 2000. The Solid Waste Disposal Measurement Act (SB1016) maintains the 50% diversion requirement, but changes to a disposal based measurement system expressed as the 50% Equivalent Per Capita Disposal Target. The 50% reduction goal must be maintained indefinitely once it is reached and is calculated for Antioch at a pounds per person per day cap of 4.2. Activities intended to help achieve these goals include free home composting workshops for residents, residential and commercial recycling and green waste collection, special event recycling, participation in the local Recycling Market Development, and on-going outreach and education campaigns.

**2016-2017 Accomplishments:**

- Maintained or expanded participation in existing programs.
- Increased compliance with AMC 6-3.02 (C) – mandatory commercial recycling.
- Began implementation of Mandatory Commercial Organics in partnership with Republic Services.
- Applied for and received a CalRecycle Used Oil Competitive Grant for outreach to young/new drivers and DIYers.
- Funded educational assemblies at 5 Antioch schools.

**2018 & 2019 Objectives:**

- Create educational information regarding existing park recycling program.
- Continue work on oil grant to increase oil and filter recycling numbers.
- Maintain or expand participation in existing programs.
- Roll out approved rates for commercial organics program.
- Install new litter and recycling bins in Rivertown District.



**CITY OF ANTIOCH  
2017-19 OPERATING BUDGET**



**SPECIAL REVENUE FUNDS**

**SOLID WASTE REDUCTION FUND (226) (Continued)**

SOLID WASTE REDUCTION (226-5225)								
	2014-15 Actual	2015-16 Actual	2016-17 Budget	2016-17 Revised	2017-18 Proposed	% Change	2018-19 Proposed	% Change
<b>Source of Funds:</b>								
Franchise Fees	160,000	160,000	160,000	160,000	160,000	0%	160,000	0%
Investment Income	3,378	6,089	1,500	2,330	1,500	-36%	1,500	0%
Revenue from Other Agencies	27,665	28,187	27,000	30,442	27,000	-11%	27,000	0%
Other	12,250	16,122	5,000	13,900	13,000	-6%	13,000	0%
<b>Total Source of Funds</b>	<b>203,293</b>	<b>210,398</b>	<b>193,500</b>	<b>206,672</b>	<b>201,500</b>	<b>-3%</b>	<b>201,500</b>	<b>0%</b>
<b>Use of Funds:</b>								
Personnel	72,017	83,886	110,655	121,011	165,020	36%	180,070	9%
Services & Supplies	87,923	65,923	144,284	118,914	139,820	18%	115,293	-18%
Internal Services	9,993	10,967	12,525	12,704	12,823	1%	13,736	7%
<b>Total Use of Funds</b>	<b>169,933</b>	<b>160,776</b>	<b>267,464</b>	<b>252,629</b>	<b>317,663</b>	<b>26%</b>	<b>309,099</b>	<b>-3%</b>
Funded FTE'S	0.34	0.34	0.34	0.34	0.44		0.44	

**CITY OF ANTIOCH  
2017-19 OPERATING BUDGET**



**SPECIAL REVENUE FUNDS**

**ABANDONED VEHICLE FUND (228)**

This fund accounts for revenue from AB 4114, which charges a \$1.00 fee on the registration of all vehicles located in the City. The funds are received from the County and are used to remove abandoned vehicles from City streets.

<b>ABANDONED VEHICLE (FUND 228)</b>								
<b>Statement of Revenues, Expenditures and Change in Fund Balance</b>								
	2014-15 Actual	2015-16 Actual	2016-17 Budget	2016-17 Revised	2017-18 Proposed	% Change	2018-19 Proposed	% Change
<b>Beginning Balance, July 1</b>	<b>\$167,919</b>	<b>\$178,577</b>	<b>\$224,205</b>	<b>\$224,205</b>	<b>\$203,114</b>		<b>\$179,134</b>	
Investment Income	1,219	2,614	1,000	1,240	800	-35%	600	-25%
Revenue from Other Agencies	34,010	58,453	47,000	47,000	47,000	0%	47,000	0%
<b>Total Revenues</b>	<b>35,229</b>	<b>61,067</b>	<b>48,000</b>	<b>48,240</b>	<b>47,800</b>	<b>-1%</b>	<b>47,600</b>	<b>0%</b>
<b>Expenditures:</b>								
Personnel	567	0	35,438	35,438	37,873	7%	40,677	7%
Services & Supplies	22,649	13,946	32,270	32,185	32,275	0%	32,370	0%
Internal Services	1,355	1,493	1,636	1,708	1,632	-4%	1,735	6%
<b>Total Expenditures</b>	<b>24,571</b>	<b>15,439</b>	<b>69,344</b>	<b>69,331</b>	<b>71,780</b>	<b>4%</b>	<b>74,782</b>	<b>4%</b>
<b>Ending Balance, June 30</b>	<b>\$178,577</b>	<b>\$224,205</b>	<b>\$202,861</b>	<b>\$203,114</b>	<b>\$179,134</b>		<b>\$151,952</b>	

**CITY OF ANTIOCH  
2017-19 OPERATING BUDGET**



**SPECIAL REVENUE FUNDS**

**NATIONAL POLLUTANT DISCHARGE ELIMINATION (NPDES) FUND (229)**

This fund was established to account for activities related to the National Pollutant Discharge Elimination System (NPDES). NPDES was mandated by the Clean Water Act of 1987 and to monitor and reduce storm water pollution. The program is administered in the State of California by the Water Quality Control Board and is funded by a parcel tax of \$25.00 per equivalent residential parcel.

<b>NATIONAL POLLUTANT DISCHARGE ELIMINATION SERVICES (NPDES) (FUND 229)</b>								
<b>Statement of Revenues, Expenditures and Change in Fund Balance</b>								
	2014-15 Actual	2015-16 Actual	2016-17 Budget	2016-17 Revised	2017-18 Proposed	%	2018-19 Proposed	%
						Change		Change
<b>Beginning Balance, July 1</b>	<b>\$2,670,554</b>	<b>\$2,649,660</b>	<b>\$2,580,423</b>	<b>\$2,580,423</b>	<b>\$1,968,873</b>		<b>\$1,254,989</b>	
<b>Revenue Source:</b>								
Investment Income	18,802	33,539	7,000	10,465	7,000	-33%	3,500	-50%
Assessment Fees	868,915	858,365	820,000	820,000	820,000	0%	820,000	0%
Other	4	220	0	0	0	0%	0	0%
Transfers In - SLLMD	35,000	30,000	30,000	30,000	30,000	0%	30,000	0%
<b>Total Revenues</b>	<b>922,721</b>	<b>922,124</b>	<b>857,000</b>	<b>860,465</b>	<b>857,000</b>	<b>0%</b>	<b>853,500</b>	<b>0%</b>
<b>Expenditures:</b>								
Personnel	239,228	256,348	317,542	291,424	321,307	10%	341,934	6%
Services & Supplies	355,757	394,979	617,703	609,197	596,902	-2%	601,247	1%
Capital Projects	73,094	53,084	507,928	276,000	358,000	30%	175,000	-51%
Transfers Out – General Fund	260,688	270,225	273,365	273,365	274,126	0%	277,875	1%
Internal Services	14,848	16,725	21,520	22,029	20,549	-7%	22,740	11%
<b>Total Expenditures</b>	<b>943,615</b>	<b>991,361</b>	<b>1,738,058</b>	<b>1,472,015</b>	<b>1,570,884</b>	<b>7%</b>	<b>1,418,796</b>	<b>-10%</b>
<b>Ending Balance, June 30</b>	<b>\$2,649,660</b>	<b>\$2,580,423</b>	<b>\$1,699,365</b>	<b>\$1,968,873</b>	<b>\$1,254,989</b>		<b>\$689,693</b>	
<b>Funded FTE's:</b>				<b>Funded 2016-17</b>	<b>Funded 2017-18</b>		<b>Funded 2018-19</b>	
Channel Maintenance				2.17	2.17		2.17	

**CITY OF ANTIOCH  
2017-19 OPERATING BUDGET**



**SPECIAL REVENUE FUNDS**

**NATIONAL POLLUTANT DISCHARGE ELIMINATION (NPDES) FUND (229) (Continued)**

**STORM DRAIN ADMINISTRATION (229-5230)**

Storm Drain Administration accounts for the revenues and expenditures of monitoring and maintaining the program.

<b>STORM DRAIN ADMINISTRATION (229-5230)</b>								
	<b>2014-15 Actual</b>	<b>2015-16 Actual</b>	<b>2016-17 Budget</b>	<b>2016-17 Revised</b>	<b>2017-18 Proposed</b>	<b>% Change</b>	<b>2018-19 Proposed</b>	<b>% Change</b>
<b>Source of Funds:</b>								
Investment Income	18,802	33,539	7,000	10,465	7,000	-33%	3,500	-50%
Assessment Fees	868,915	858,365	820,000	820,000	820,000	0%	820,000	0%
<b>Total Source of Funds</b>	<b>887,717</b>	<b>891,904</b>	<b>827,000</b>	<b>830,465</b>	<b>827,000</b>	<b>0%</b>	<b>823,500</b>	<b>0%</b>
<b>Use of Funds:</b>								
Services & Supplies	105,209	81,831	250,073	250,073	249,070	0%	249,070	0%
Transfers Out – General Fund	200,000	200,000	200,000	200,000	200,000	0%	200,000	0%
Internal Services	14,848	16,725	21,520	22,029	20,549	-7%	22,740	11%
<b>Total Use of Funds</b>	<b>320,057</b>	<b>298,556</b>	<b>471,593</b>	<b>472,102</b>	<b>469,619</b>	<b>-1%</b>	<b>471,810</b>	<b>0%</b>

**CITY OF ANTIOCH  
2017-19 OPERATING BUDGET**



**SPECIAL REVENUE FUNDS**

**NATIONAL POLLUTANT DISCHARGE ELIMINATION (NPDES) FUND (229) (Continued)**

**CHANNEL MAINTENANCE OPERATIONS (229-2585)**

This activity is responsible for maintaining, in a safe and serviceable condition, all catch basins, storm channels, creeks, culverts and concrete lined “V” ditches in open space, that handle storm water run-off in the City of Antioch’s jurisdiction. Personnel assigned to this activity remove debris, illegally dumped trash, perform weed abatement activities including chemical vegetation control, stencil storm drain inlets, perform work associated with flooding, erosion control, channel beautification, arrange for and monitor contract maintenance work, interact with regulatory agencies responsible for protecting water quality and wildlife when performing required maintenance activities and developing projects which require permits from the Department of Fish and Game, the Central Valley Regional Water Quality Control Board, and the Army Corps of Engineers.

<b>CHANNEL MAINTENANCE (229-2585)</b>								
	<b>2014-15 Actual</b>	<b>2015-16 Actual</b>	<b>2016-17 Budget</b>	<b>2016-17 Revised</b>	<b>2017-18 Proposed</b>	<b>% Change</b>	<b>2018-19 Proposed</b>	<b>% Change</b>
<b>Source of Funds:</b>								
Transfers In - SLLMD	35,000	30,000	30,000	30,000	30,000	0%	30,000	0%
Other	4	220	0	0	0	0%	0	0%
<b>Total Source of Funds</b>	<b>35,004</b>	<b>30,220</b>	<b>30,000</b>	<b>30,000</b>	<b>30,000</b>	<b>0%</b>	<b>30,000</b>	<b>0%</b>
<b>Use of Funds:</b>								
Personnel	239,228	256,348	317,542	291,424	321,307	10%	341,934	6%
Services & Supplies	250,548	313,148	367,630	359,124	347,832	-3%	352,177	1%
Catch Basin Improvements	0	0	75,000	75,000	75,000	0%	75,000	0%
Trash Capture Devices	0	72	349,928	200,000	200,000	0%	100,000	-50%
West Antioch Creek De-Silting	73,094	53,012	83,000	1,000	83,000	82000%	0	-100%
Transfers Out – General Fund	60,688	70,225	73,365	73,365	74,126	1%	77,875	5%
<b>Total Use of Funds</b>	<b>623,558</b>	<b>692,805</b>	<b>1,266,465</b>	<b>999,913</b>	<b>1,101,265</b>	<b>10%</b>	<b>946,986</b>	<b>-14%</b>
Funded FTE'S	2.02	2.17	2.17	2.17	2.17		2.17	

**CITY OF ANTIOCH  
2017-19 OPERATING BUDGET**



**SPECIAL REVENUE FUNDS**

**SUPPLEMENTAL LAW ENFORCEMENT SERVICES FUND GRANT (SLESF) (232)**

This fund accounts for the revenue dispersed by the State to local jurisdictions for the staffing of “front line” officers. This money is passed through the County.

<b>SUPPLEMENTAL LAW ENFORCEMENT GRANT (FUND 232)</b>								
<b>Statement of Revenues, Expenditures and Change in Fund Balance</b>								
	2014-15 Actual	2015-16 Actual	2016-17 Budget	2016-17 Revised	2017-18 Proposed	% Change	2018-19 Proposed	% Change
<b>Beginning Balance, July 1</b>	<b>\$13</b>	<b>\$57,551</b>	<b>\$84,055</b>	<b>\$84,055</b>	<b>\$0</b>		<b>\$0</b>	
<b>Revenue Source:</b>								
Investment Income	78	479	0	321	0	-100%	0	0%
Revenue From Other Agencies	157,537	189,016	100,000	200,475	100,000	-50%	100,000	0%
<b>Total Revenue</b>	<b>157,615</b>	<b>189,495</b>	<b>100,000</b>	<b>200,796</b>	<b>100,000</b>	<b>-50%</b>	<b>100,000</b>	<b>0%</b>
<b>Expenditures:</b>								
Services & Supplies	20	140	0	109	0	-100%	0	0%
Transfer Out – General Fund	100,057	162,851	100,000	284,742	100,000	-65%	100,000	0%
<b>Total Expenditures</b>	<b>100,077</b>	<b>162,991</b>	<b>100,000</b>	<b>284,851</b>	<b>100,000</b>	<b>-65%</b>	<b>100,000</b>	<b>0%</b>
<b>Ending Balance, June 30</b>	<b>\$57,551</b>	<b>\$84,055</b>	<b>\$84,055</b>	<b>\$0</b>	<b>\$0</b>		<b>\$0</b>	

**CITY OF ANTIOCH  
2017-19 OPERATING BUDGET**



**SPECIAL REVENUE FUNDS**

**BYRNE GRANT FUND (233)**

This fund accounts for public safety funding allocated under the Fiscal Year 1996 Omnibus Appropriations Act. Funds may be used for a wide variety of activities from increasing personnel and equipment resources for law enforcement to developing and supporting programs to enhance effective criminal justice processes.

<b>BYRNE GRANT (FUND 233)</b>								
<b>Statement of Revenues, Expenditures and Change in Fund Balance</b>								
	2014-15 Actual	2015-16 Actual	2016-17 Budget	2016-17 Revised	2017-18 Proposed	% Change	2018-19 Proposed	% Change
<b>Beginning Balance, July 1</b>	\$0	\$0	\$61	\$61	\$0		\$0	
<b>Revenue Source:</b>								
Investment Income	0	79	0	0	0	0%	0	0%
Revenue From Other Agencies	44,864	56,227	77,068	42,926	60,000	40%	42,980	-28%
<b>Total Revenue</b>	<b>44,864</b>	<b>56,306</b>	<b>77,068</b>	<b>42,926</b>	<b>60,000</b>	<b>40%</b>	<b>42,980</b>	<b>0%</b>
<b>Expenditures:</b>								
Services & Supplies	1,961	2,436	4,016	2,137	2,857	34%	2,329	-18%
Transfer Out – General Fund	42,903	53,809	73,052	40,850	57,143	40%	40,651	-29%
<b>Total Expenditures</b>	<b>44,864</b>	<b>56,245</b>	<b>77,068</b>	<b>42,987</b>	<b>60,000</b>	<b>40%</b>	<b>42,980</b>	<b>0%</b>
<b>Ending Balance, June 30</b>	<b>\$0</b>	<b>\$61</b>	<b>\$61</b>	<b>\$0</b>	<b>\$0</b>		<b>\$0</b>	

**CITY OF ANTIOCH  
2017-19 OPERATING BUDGET**



**SPECIAL REVENUE FUNDS**

**CDBG REVOLVING LOAN FUND (236)**

This fund was set up at the request of the U.S. Department of Housing and Urban Development's request that the City develop a Revolving Loan Fund for the Owner Occupied Housing Rehabilitation Program (also known as the Neighborhood Preservation Program). A majority of the ending balance in the fund is the balance of housing loans that have been given out by the City.

<b>COMMUNITY DEVELOPMENT BLOCK GRANT REVOLVING LOAN (FUND 236)</b>								
<b>Statement of Revenues, Expenditures and Change in Fund Balance</b>								
	<b>2014-15 Actual</b>	<b>2015-16 Actual</b>	<b>2016-17 Budget</b>	<b>2016-17 Revised</b>	<b>2017-18 Proposed</b>	<b>% Change</b>	<b>2018-19 Proposed</b>	<b>% Change</b>
<b>Beginning Balance, July 1</b>	<b>\$6,163,009</b>	<b>\$6,130,845</b>	<b>\$6,281,968</b>	<b>\$6,281,968</b>	<b>\$6,562,820</b>		<b>\$6,667,992</b>	
<b>Revenue Source:</b>								
Investment Income	1,500	3,909	1,400	1,400	1,200	-14%	1,000	-17%
Revenue from Other Agencies	0	46,760	0	170,000	0	-100%	0	0%
Other	120,940	113,247	107,082	115,071	107,082	-7%	107,082	0%
<b>Total Revenue</b>	<b>122,440</b>	<b>163,916</b>	<b>108,482</b>	<b>286,471</b>	<b>108,282</b>	<b>-62%</b>	<b>108,082</b>	<b>0%</b>
<b>Expenditures:</b>								
Services & Supplies	119,121	12,793	232,910	5,619	3,110	-45%	2,910	-6%
Transfer Out – Housing Fund	35,483	0	0	0	0	0%	0	0%
<b>Total Expenditures</b>	<b>154,604</b>	<b>12,793</b>	<b>232,910</b>	<b>5,619</b>	<b>3,110</b>	<b>-45%</b>	<b>2,910</b>	<b>-6%</b>
<b>Ending Balance, June 30</b>	<b>\$6,130,845</b>	<b>\$6,281,968</b>	<b>\$6,157,540</b>	<b>\$6,562,820</b>	<b>\$6,667,992</b>		<b>\$6,773,164</b>	



**CITY OF ANTIOCH  
2017-19 OPERATING BUDGET**



**SPECIAL REVENUE FUNDS**

**TRAFFIC SAFETY FUND (237)**

This fund accounts for fines and forfeitures received under Section 1463 of the Penal Code. Funds shall be used exclusively for official traffic control devices, the maintenance thereof, equipment and supplies for traffic law enforcement and traffic accident prevention.

<b>TRAFFIC SAFETY (FUND 237)</b>								
<b>Statement of Revenues, Expenditures and Change in Fund Balance</b>								
	<b>2014-15 Actual</b>	<b>2015-16 Actual</b>	<b>2016-17 Budget</b>	<b>2016-17 Revised</b>	<b>2017-18 Proposed</b>	<b>% Change</b>	<b>2018-19 Proposed</b>	<b>% Change</b>
<b>Beginning Balance, July 1</b>	<b>\$18,994</b>	<b>\$17,956</b>	<b>\$25,744</b>	<b>\$25,744</b>	<b>\$10,060</b>		<b>\$10,270</b>	
<b>Revenue Source:</b>								
Investment Income	270	468	100	426	300	-30%	300	0%
Vehicle Code Fines	78,775	87,408	80,000	100,307	85,000	-15%	85,000	0%
<b>Total Revenue</b>	<b>79,045</b>	<b>87,876</b>	<b>80,100</b>	<b>100,733</b>	<b>85,300</b>	<b>-15%</b>	<b>85,300</b>	<b>0%</b>
<b>Expenditures:</b>								
Services & Supplies	83	88	90	100	90	-10%	90	0%
Transfer Out – General Fund	80,000	80,000	80,000	116,317	85,000	-27%	85,000	0%
<b>Total Expenditures</b>	<b>80,083</b>	<b>80,088</b>	<b>80,090</b>	<b>116,417</b>	<b>85,090</b>	<b>-27%</b>	<b>85,090</b>	<b>0%</b>
<b>Ending Balance, June 30</b>	<b>\$17,956</b>	<b>\$25,744</b>	<b>\$25,754</b>	<b>\$10,060</b>	<b>\$10,270</b>		<b>\$10,480</b>	

**CITY OF ANTIOCH  
2017-19 OPERATING BUDGET**



**SPECIAL REVENUE FUNDS**

**PEG FRANCHISE FEE FUND 238** – This fund accounts for a 1% fee collected from video franchises to support local Public, Educational and Governmental Programming (PEG).

<b>PEG FRANCHISE FEE (FUND 238)</b>								
<b>Statement of Revenues, Expenditures and Change in Fund Balance</b>								
	<b>2014-15 Actual</b>	<b>2015-16 Actual</b>	<b>2016-17 Budget</b>	<b>2016-17 Revised</b>	<b>2017-18 Proposed</b>	<b>% Change</b>	<b>2018-19 Proposed</b>	<b>% Change</b>
<b>Beginning Balance, July 1</b>	<b>\$719,050</b>	<b>\$932,523</b>	<b>\$1,204,382</b>	<b>\$1,204,382</b>	<b>\$1,356,495</b>		<b>\$1,010,200</b>	
<b>Revenue Source:</b>								
Investment Income	6,007	13,567	6,500	6,500	8,000	23%	9,000	13%
Franchise Fees	260,143	270,882	240,000	280,000	280,000	0%	280,000	0%
<b>Total Revenue</b>	<b>266,150</b>	<b>284,449</b>	<b>246,500</b>	<b>286,500</b>	<b>288,000</b>	<b>1%</b>	<b>289,000</b>	<b>0%</b>
<b>Expenditures:</b>								
Services & Supplies	51,188	10,963	131,500	132,500	132,500	0%	132,500	0%
Capital Projects – Council Chambers	0	0	0	0	500,000	100%	0	-100%
Internal Services	1,489	1,627	1,813	1,887	1,795	-5%	1,908	6%
<b>Total Expenditures</b>	<b>52,677</b>	<b>12,590</b>	<b>133,313</b>	<b>134,387</b>	<b>634,295</b>	<b>372%</b>	<b>134,408</b>	<b>-79%</b>
<b>Ending Balance, June 30</b>	<b>\$932,523</b>	<b>\$1,204,382</b>	<b>\$1,317,569</b>	<b>\$1,356,495</b>	<b>\$1,010,200</b>		<b>\$1,164,792</b>	

**CITY OF ANTIOCH  
2017-19 OPERATING BUDGET**



**SPECIAL REVENUE FUNDS**

**STREET IMPACT FUND (241)**

This fund accounts for the street impact fee portion of the garbage franchise agreement approved on August 9, 2005. These funds are earmarked for road repair work.

<b>STREET IMPACT FUND (FUND 241)</b>								
<b>Statement of Revenues, Expenditures and Change in Fund Balance</b>								
	<b>2014-15 Actual</b>	<b>2015-16 Actual</b>	<b>2016-17 Budget</b>	<b>2016-17 Revised</b>	<b>2017-18 Proposed</b>	<b>% Change</b>	<b>2018-19 Proposed</b>	<b>% Change</b>
<b>Beginning Balance, July 1</b>	<b>\$35,688</b>	<b>\$77,011</b>	<b>\$150,233</b>	<b>\$150,233</b>	<b>\$322,067</b>		<b>\$298,284</b>	
<b>Revenue Source:</b>								
Investment Income	3,471	3,245	2,000	3,585	2,000	-44%	2,000	0%
Franchise Fees	1,162,112	1,215,261	1,167,330	1,239,566	1,264,357	2%	1,289,645	2%
<b>Total Revenue</b>	<b>1,165,583</b>	<b>1,218,506</b>	<b>1,169,330</b>	<b>1,243,151</b>	<b>1,266,357</b>	<b>2%</b>	<b>1,291,645</b>	<b>2%</b>
<b>Expenditures:</b>								
Services & Supplies	760	844	700	772	700	-9%	700	0%
Transfer Out – General Fund	1,123,500	1,144,440	1,167,330	1,070,545	1,289,440	20%	1,290,330	0%
<b>Total Expenditures</b>	<b>1,124,260</b>	<b>1,145,284</b>	<b>1,168,030</b>	<b>1,071,317</b>	<b>1,290,140</b>	<b>20%</b>	<b>1,291,030</b>	<b>0%</b>
<b>Ending Balance, June 30</b>	<b>\$77,011</b>	<b>\$150,233</b>	<b>\$151,533</b>	<b>\$322,067</b>	<b>\$298,284</b>		<b>\$298,899</b>	

**CITY OF ANTIOCH  
2017-19 OPERATING BUDGET**



**SPECIAL REVENUE FUNDS**

**STREET LIGHT AND LANDSCAPE MAINTENANCE DISTRICT FUNDS**

These funds were established to account for revenue and related expenditures of lighting and landscape activities in areas throughout the City. Each district provides a variety of services to maintain landscaped and non landscaped areas, including minor medians, open space, cui-de-sacs, trails, right-of-ways, and neighborhood landscaping.

**LONE TREE WAY MAINTENANCE DISTRICT FUND (251)**

This fund consists of four maintenance zones, providing a variety of services to maintain landscaped and non-landscaped areas, including minor medians, open space, cul-de-sacs, trails, right-of-ways, and neighborhood landscaping.

<b>LONE TREE MAINTENANCE DISTRICT (FUND 251) Statement of Revenues, Expenditures and Change in Fund Balance</b>								
	<b>2014-15 Actual</b>	<b>2015-16 Actual</b>	<b>2016-17 Budget</b>	<b>2016-17 Revised</b>	<b>2017-18 Proposed</b>	<b>% Change</b>	<b>2018-19 Proposed</b>	<b>% Change</b>
<b>Beginning Balance, July 1</b>	<b>\$438,134</b>	<b>\$414,074</b>	<b>\$387,759</b>	<b>\$387,759</b>	<b>\$299,123</b>		<b>\$214,488</b>	
<b>Revenue Source:</b>								
Investment Income	3,703	6,769	500	1,650	500	-70%	500	0%
Assessments	628,538	628,497	623,906	641,651	641,651	0%	641,651	0%
Other	576	0	0	0	0	0%	0	0%
<b>Total Revenue</b>	<b>632,817</b>	<b>635,266</b>	<b>624,406</b>	<b>643,301</b>	<b>642,151</b>	<b>0%</b>	<b>642,151</b>	<b>0%</b>
<b>Expenditures:</b>								
Personnel	138,027	137,302	144,979	142,510	143,934	1%	154,030	7%
Services & Supplies	170,016	207,653	316,126	314,838	351,570	12%	331,665	-6%
Transfers Out	341,853	308,981	270,982	265,868	222,937	-16%	234,010	5%
Internal Services	6,981	7,645	8,377	8,721	8,345	-4%	8,849	6%
<b>Total Expenditures</b>	<b>656,877</b>	<b>661,581</b>	<b>740,464</b>	<b>731,937</b>	<b>726,786</b>	<b>-1%</b>	<b>728,554</b>	<b>0%</b>
<b>Ending Balance, June 30</b>	<b>\$414,074</b>	<b>\$387,759</b>	<b>\$271,701</b>	<b>\$299,123</b>	<b>\$214,488</b>		<b>\$128,085</b>	

**CITY OF ANTIOCH  
2017-19 OPERATING BUDGET**



**SPECIAL REVENUE FUNDS**

**LONE TREE WAY MAINTENANCE DISTRICT FUND (251) (Continued)**

**LONE TREE WAY MAINTENANCE DISTRICT STAFFING SUMMARY**

<b>Funded FTE's:</b>	<b>Funded 2016-17</b>	<b>Funded 2017-18</b>	<b>Funded 2018-19</b>
Zone 1	0.1140	0.1140	0.1140
Zone 2	0.5155	0.5155	0.5155
Zone 3	0.4590	0.4590	0.4590
Zone 4	0.1300	0.1300	0.1300
<b>Total Funded FTE's</b>	<b>1.2185</b>	<b>1.2185</b>	<b>1.2185</b>

**CITY OF ANTIOCH  
2017-19 OPERATING BUDGET**



**SPECIAL REVENUE FUNDS**

**LONE TREE WAY MAINTENANCE DISTRICT FUND (251) (Continued)**

<b>LONE TREE MAINTENANCE DISTRICT - ZONE 1 (251-4511)</b>								
	<b>2014-15 Actual</b>	<b>2015-16 Actual</b>	<b>2016-17 Budget</b>	<b>2016-17 Revised</b>	<b>2017-18 Proposed</b>	<b>% Change</b>	<b>2018-19 Proposed</b>	<b>% Change</b>
<b>Source of Funds:</b>								
Investment Income	3,703	6,769	500	1,650	500	-70%	500	0%
Assessment Fees	149,099	149,089	148,000	149,091	149,091	0%	149,091	0%
<b>Total Source of Funds</b>	<b>152,802</b>	<b>155,858</b>	<b>148,500</b>	<b>150,741</b>	<b>149,591</b>	<b>-1%</b>	<b>149,591</b>	<b>0%</b>
<b>Use of Funds:</b>								
Personnel	13,643	13,175	13,845	12,796	12,675	-1%	13,538	7%
Services & Supplies	47,534	55,299	78,550	77,793	120,285	55%	100,300	-17%
Transfers Out	76,381	83,173	67,755	66,265	58,149	-12%	61,376	6%
Internal Services	1,746	1,912	2,095	2,181	2,087	-4%	2,213	6%
<b>Total Use of Funds</b>	<b>139,304</b>	<b>153,559</b>	<b>162,245</b>	<b>159,035</b>	<b>193,196</b>	<b>21%</b>	<b>177,427</b>	<b>-8%</b>
Funded FTE'S	0.1245	0.1245	0.1245	0.1140	0.1140		0.1140	

**CITY OF ANTIOCH  
2017-19 OPERATING BUDGET**



**SPECIAL REVENUE FUNDS**

**LONE TREE WAY MAINTENANCE DISTRICT FUND (251) (Continued)**

<b>LONE TREE MAINTENANCE DISTRICT – ZONE 2 (251-4512)</b>								
	<b>2014-15 Actual</b>	<b>2015-16 Actual</b>	<b>2016-17 Budget</b>	<b>2016-17 Revised</b>	<b>2017-18 Proposed</b>	<b>% Change</b>	<b>2018-19 Proposed</b>	<b>% Change</b>
<b>Source of Funds:</b>								
Assessment Fees	198,626	198,613	197,162	198,615	198,615	0%	198,615	0%
<b>Total Source of Funds</b>	<b>198,626</b>	<b>198,613</b>	<b>197,162</b>	<b>198,615</b>	<b>198,615</b>	<b>0%</b>	<b>198,615</b>	<b>0%</b>
<b>Use of Funds:</b>								
Personnel	57,337	56,040	59,065	55,296	56,793	3%	60,604	7%
Services & Supplies	57,869	78,277	109,612	109,408	106,740	-2%	106,765	0%
Transfers Out	100,811	61,322	73,564	71,946	63,134	-12%	66,638	6%
Internal Services	1,745	1,911	2,094	2,180	2,086	-4%	2,212	6%
<b>Total Use of Funds</b>	<b>217,762</b>	<b>197,550</b>	<b>244,335</b>	<b>238,830</b>	<b>228,753</b>	<b>-4%</b>	<b>236,219</b>	<b>3%</b>
Funded FTE'S	0.5510	0.5510	0.5510	0.5155	0.5155		0.5155	

**CITY OF ANTIOCH  
2017-19 OPERATING BUDGET**



**SPECIAL REVENUE FUNDS**

**LONE TREE WAY MAINTENANCE DISTRICT FUND (251) (Continued)**

<b>LONE TREE MAINTENANCE DISTRICT - ZONE 3 (251-4513)</b>								
	<b>2014-15 Actual</b>	<b>2015-16 Actual</b>	<b>2016-17 Budget</b>	<b>2016-17 Revised</b>	<b>2017-18 Proposed</b>	<b>% Change</b>	<b>2018-19 Proposed</b>	<b>% Change</b>
<b>Source of Funds:</b>								
Assessment Fees	217,270	217,256	215,669	217,259	217,259	0%	217,259	0%
Other	576	0	0	0	0	0%	0	0%
<b>Total Source of Funds</b>	<b>217,846</b>	<b>217,256</b>	<b>215,669</b>	<b>217,259</b>	<b>217,259</b>	<b>0%</b>	<b>217,259</b>	<b>0%</b>
<b>Use of Funds:</b>								
Personnel	52,698	52,228	54,538	52,527	50,961	-3%	54,418	7%
Services & Supplies	41,040	45,806	82,260	82,025	80,040	-2%	80,070	0%
Transfers Out	125,426	123,095	84,692	83,159	83,192	0%	86,510	4%
Internal Services	1,745	1,911	2,094	2,180	2,086	-4%	2,212	6%
<b>Total Use of Funds</b>	<b>220,909</b>	<b>223,040</b>	<b>223,584</b>	<b>219,891</b>	<b>216,279</b>	<b>-2%</b>	<b>223,210</b>	<b>3%</b>
Funded FTE'S	0.4945	0.4945	0.4945	0.4590	0.4590		0.4590	



**CITY OF ANTIOCH  
2017-19 OPERATING BUDGET**



**SPECIAL REVENUE FUNDS**

**LONE TREE WAY MAINTENANCE DISTRICT FUND (251) (Continued)**

LONE TREE MAINTENANCE DISTRICT - ZONE 4 (251-4514)								
	2014-15 Actual	2015-16 Actual	2016-17 Budget	2016-17 Revised	2017-18 Proposed	% Change	2018-19 Proposed	% Change
<b>Source of Funds:</b>								
Assessment Fees	63,543	63,539	63,075	76,686	76,686	0%	76,686	0%
<b>Total Source of Funds</b>	<b>63,543</b>	<b>63,539</b>	<b>63,075</b>	<b>76,686</b>	<b>76,686</b>	<b>0%</b>	<b>76,686</b>	<b>0%</b>
<b>Use of Funds:</b>								
Personnel	14,349	15,859	17,531	21,891	23,505	7%	25,470	8%
Services & Supplies	23,573	28,271	45,704	45,612	44,505	-2%	44,530	0%
Transfers Out	39,235	41,391	44,971	44,498	18,462	-59%	19,486	6%
Internal Services	1,745	1,911	2,094	2,180	2,086	-4%	2,212	6%
<b>Total Use of Funds</b>	<b>78,902</b>	<b>87,432</b>	<b>110,300</b>	<b>114,181</b>	<b>88,558</b>	<b>-22%</b>	<b>91,698</b>	<b>4%</b>
Funded FTE'S	0.10	0.10	0.10	0.13	0.13		0.13	

**CITY OF ANTIOCH  
2017-19 OPERATING BUDGET**



**SPECIAL REVENUE FUNDS**

**DOWNTOWN MAINTENANCE DISTRICT FUND (252)**

The Downtown Maintenance District provides a variety of services to maintain landscaped and non-landscaped areas, including minor medians, fishing pier, trails, right-of-ways, flowerbeds and parking lots; assists in community events as needed including 4th of July, street fairs, and banner installations.

<b>DOWNTOWN MAINTENANCE DISTRICT (FUND 252)</b>								
<b>Statement of Revenues, Expenditures and Change in Fund Balance</b>								
	<b>2014-15 Actual</b>	<b>2015-16 Actual</b>	<b>2016-17 Budget</b>	<b>2016-17 Revised</b>	<b>2017-18 Proposed</b>	<b>% Change</b>	<b>2018-19 Proposed</b>	<b>% Change</b>
<b>Beginning Balance, July 1</b>	<b>\$18,595</b>	<b>\$40,917</b>	<b>\$27,258</b>	<b>\$27,258</b>	<b>\$29,106</b>		<b>\$25,609</b>	
<b>Revenue Source:</b>								
Investment Income	56	147	50	70	50	-29%	50	0%
Other	13,256	5,830	0	0	0	0%	0	0%
Transfers In	65,000	40,000	102,000	102,000	81,000	-21%	81,000	0%
<b>Total Revenue</b>	<b>78,312</b>	<b>45,977</b>	<b>102,050</b>	<b>102,070</b>	<b>81,050</b>	<b>-21%</b>	<b>81,050</b>	<b>0%</b>
<b>Expenditures:</b>								
Personnel	33,587	34,289	43,398	39,977	37,358	-7%	37,387	0%
Services & Supplies	17,913	20,317	54,510	54,460	41,920	-23%	41,920	0%
Transfer Out	2,839	3,227	3,871	3,786	3,323	-12%	3,507	6%
Internal Services	1,651	1,803	1,936	1,999	1,946	-3%	2,047	5%
<b>Total Expenditures</b>	<b>55,990</b>	<b>59,636</b>	<b>103,715</b>	<b>100,222</b>	<b>84,547</b>	<b>-16%</b>	<b>84,861</b>	<b>0%</b>
<b>Ending Balance, June 30</b>	<b>\$40,917</b>	<b>\$27,258</b>	<b>\$25,593</b>	<b>\$29,106</b>	<b>\$25,609</b>		<b>\$21,798</b>	
				<b>Funded 2016-17</b>	<b>Funded 2017-18</b>		<b>Funded 2018-19</b>	
<b>Funded FTE's:</b>				0.002	0.002		0.002	

**CITY OF ANTIOCH  
2017-19 OPERATING BUDGET**



**SPECIAL REVENUE FUNDS**

**ALMONDRIDGE MAINTENANCE DISTRICT FUND (253)**

Almondridge Maintenance District Provides a variety of services to maintain landscaped and non-landscaped areas, including minor medians, open space, cul-de-sacs, trails, right-of-ways, and neighborhood landscaping.

<b>ALMONDRIDGE MAINTENANCE DISTRICT (FUND 253)</b>								
<b>Statement of Revenues, Expenditures and Change in Fund Balance</b>								
	<b>2014-15 Actual</b>	<b>2015-16 Actual</b>	<b>2016-17 Budget</b>	<b>2016-17 Revised</b>	<b>2017-18 Proposed</b>	<b>% Change</b>	<b>2018-19 Proposed</b>	<b>% Change</b>
<b>Beginning Balance, July 1</b>	<b>\$66,059</b>	<b>\$74,413</b>	<b>\$80,812</b>	<b>\$80,812</b>	<b>\$75,812</b>		<b>\$64,249</b>	
<b>Revenue Source:</b>								
Investment Income	654	1,311	100	565	250	-56%	200	-20%
Assessment Fees	109,731	109,723	108,922	109,725	109,725	0%	109,725	0%
<b>Total Revenue</b>	<b>110,385</b>	<b>111,034</b>	<b>109,022</b>	<b>110,290</b>	<b>109,975</b>	<b>0%</b>	<b>109,925</b>	<b>0%</b>
<b>Expenditures:</b>								
Personnel	16,577	11,894	12,960	9,120	9,033	-1%	9,791	8%
Services & Supplies	16,815	20,831	29,570	29,517	28,827	-2%	28,852	0%
Transfer Out	67,035	70,162	75,352	74,666	81,769	10%	73,255	-10%
Internal Services	1,604	1,748	1,917	1,987	1,909	-4%	2,018	6%
<b>Total Expenditures</b>	<b>102,031</b>	<b>104,635</b>	<b>119,799</b>	<b>115,290</b>	<b>121,538</b>	<b>5%</b>	<b>113,916</b>	<b>-6%</b>
<b>Ending Balance, June 30</b>	<b>\$74,413</b>	<b>\$80,812</b>	<b>\$70,035</b>	<b>\$75,812</b>	<b>\$64,249</b>		<b>\$60,258</b>	
				<b>Funded 2016-17</b>	<b>Funded 2017-18</b>		<b>Funded 2018-19</b>	
<b>Funded FTE's:</b>				0.05	0.05		0.05	

**CITY OF ANTIOCH  
2017-19 OPERATING BUDGET**



**SPECIAL REVENUE FUNDS**

**HILLCREST MAINTENANCE DISTRICT FUND (254)**

Hillcrest Maintenance District consists of four maintenance zones, providing services to maintain landscaped and non-landscaped areas, including minor medians, open space, cul-de-sacs, trails, right-of-ways, and neighborhood landscaping.

<b>HILLCREST MAINTENANCE DISTRICT (FUND 254)</b>								
<b>Statement of Revenues, Expenditures and Change in Fund Balance</b>								
	2014-15 Actual	2015-16 Actual	2016-17 Budget	2016-17 Revised	2017-18 Proposed	%	2018-19 Proposed	%
						Change		Change
<b>Beginning Balance, July 1</b>	<b>\$471,990</b>	<b>\$411,664</b>	<b>\$353,336</b>	<b>\$353,336</b>	<b>\$282,007</b>		<b>\$178,252</b>	
<b>Revenue Source:</b>								
Investment Income	3,904	6,871	300	1,175	500	-57%	300	-40%
Assessment Fees	830,228	830,173	824,110	830,183	830,183	0%	830,183	0%
Other	10,106	0	0	0	0	0%	0	0%
Transfer In – General Fund	0	0	16,000	16,000	16,000	0%	16,000	100%
<b>Total Revenue</b>	<b>844,238</b>	<b>837,044</b>	<b>840,410</b>	<b>847,358</b>	<b>846,683</b>	<b>0%</b>	<b>846,483</b>	<b>0%</b>
<b>Use of Funds:</b>								
Personnel	180,031	187,706	196,943	187,908	195,115	4%	208,747	7%
Services & Supplies	256,586	257,917	378,220	377,076	487,881	29%	367,946	-25%
Transfers Out	458,377	439,297	348,293	341,733	256,003	-25%	270,208	6%
Internal Services	9,570	10,452	11,511	11,970	11,439	-4%	12,126	6%
<b>Total Use of Funds</b>	<b>904,564</b>	<b>895,372</b>	<b>934,967</b>	<b>918,687</b>	<b>950,438</b>	<b>3%</b>	<b>859,027</b>	<b>-10%</b>
<b>Ending Balance, June 30</b>	<b>\$411,664</b>	<b>\$353,336</b>	<b>\$258,779</b>	<b>\$282,007</b>	<b>\$178,252</b>		<b>\$165,708</b>	

<b>Funded FTE'S:</b>	<b>Funded 2016-17</b>	<b>Funded 2017-18</b>	<b>Funded 2017-18</b>
Zone 1	0.6475	0.6475	0.6475
Zone 2	0.4475	0.4475	0.4475
Zone 4	0.5250	0.5250	0.5250
<b>Total Funded FTE's:</b>	<b>1.6200</b>	<b>1.6200</b>	<b>1.6200</b>

**CITY OF ANTIOCH  
2017-19 OPERATING BUDGET**



**SPECIAL REVENUE FUNDS**

**HILLCREST MAINTENANCE DISTRICT FUND (254) (Continued)**

HILLCREST MAINTENANCE DISTRICT, ZONE 1 (254-4541)								
	2014-15 Actual	2015-16 Actual	2016-17 Budget	2016-17 Revised	2017-18 Proposed	% Change	2018-19 Proposed	% Change
<b>Source of Funds:</b>								
Investment Income	3,904	6,871	300	1,175	500	-57%	300	-40%
Assessment Fees	277,105	277,087	275,063	277,090	277,090	0%	277,090	0%
<b>Total Source of Funds</b>	<b>281,009</b>	<b>283,958</b>	<b>275,363</b>	<b>278,265</b>	<b>277,590</b>	<b>0%</b>	<b>277,390</b>	<b>0%</b>
<b>Use of Funds:</b>								
Personnel	73,531	74,240	77,467	75,502	78,279	4%	83,686	7%
Services & Supplies	65,005	100,622	142,995	142,631	139,160	-2%	139,180	0%
Transfers Out	191,808	188,587	117,499	114,915	100,841	-12%	106,436	6%
Internal Services	3,190	3,484	3,837	3,990	3,813	-4%	4,042	6%
<b>Total Use of Funds</b>	<b>333,534</b>	<b>366,933</b>	<b>341,798</b>	<b>337,038</b>	<b>322,093</b>	<b>-4%</b>	<b>333,344</b>	<b>3%</b>
Funded FTE's	0.6725	0.6725	0.6725	0.6475	0.6475		0.6475	

**CITY OF ANTIOCH  
2017-19 OPERATING BUDGET**



**SPECIAL REVENUE FUNDS**

**HILLCREST MAINTENANCE DISTRICT FUND (254) (Continued)**

HILLCREST MAINTENANCE DISTRICT ZONE 2 (254-4542)								
	2014-15 Actual	2015-16 Actual	2016-17 Budget	2016-17 Revised	2017-18 Proposed	% Change	2018-19 Proposed	% Change
<b>Source of Funds:</b>								
Assessment Fees	365,923	365,898	363,226	365,903	365,903	0%	365,903	0%
<b>Total Source of Funds</b>	<b>365,923</b>	<b>365,898</b>	<b>363,226</b>	<b>365,903</b>	<b>365,903</b>	<b>0%</b>	<b>365,903</b>	<b>0%</b>
<b>Use of Funds:</b>								
Personnel	48,909	52,063	54,959	51,568	53,725	4%	57,502	7%
Services & Supplies	110,239	86,038	151,495	151,020	267,330	77%	147,355	-45%
Transfers Out	211,634	188,265	155,884	153,556	90,873	-41%	95,915	6%
Internal Services	3,190	3,484	3,837	3,990	3,813	-4%	4,042	6%
<b>Total Use of Funds</b>	<b>373,972</b>	<b>329,850</b>	<b>366,175</b>	<b>360,134</b>	<b>415,741</b>	<b>15%</b>	<b>304,814</b>	<b>-27%</b>
Funded FTE's	0.4725	0.4725	0.4725	0.4475	0.4475		0.4475	

**CITY OF ANTIOCH  
2017-19 OPERATING BUDGET**



**SPECIAL REVENUE FUNDS**

**HILLCREST MAINTENANCE DISTRICT FUND (254) (Continued)**

<b>HILLCREST MAINTENANCE DISTRICT, ZONE 4 (254-4544)</b>								
	<b>2014-15 Actual</b>	<b>2015-16 Actual</b>	<b>2016-17 Budget</b>	<b>2016-17 Revised</b>	<b>2017-18 Proposed</b>	<b>% Change</b>	<b>2018-19 Proposed</b>	<b>% Change</b>
<b>Revenue Source:</b>								
Assessment Fees	187,200	187,188	185,821	187,190	187,190	0%	187,190	0%
Other	10,106	0	0	0	0	0%	0	0%
Transfer In – General Fund	0	0	16,000	16,000	16,000	0%	16,000	100%
<b>Total Revenue</b>	<b>197,306</b>	<b>187,188</b>	<b>201,821</b>	<b>203,190</b>	<b>203,190</b>	<b>0%</b>	<b>203,190</b>	<b>0%</b>
<b>Use of Funds:</b>								
Personnel	57,591	61,403	64,517	60,838	63,111	4%	67,559	7%
Services & Supplies	81,342	71,257	83,730	83,425	81,391	-2%	81,411	0%
Transfers Out	54,935	62,445	74,910	73,262	64,289	-12%	67,857	6%
Internal Services	3,190	3,484	3,837	3,990	3,813	-4%	4,042	6%
<b>Total Use of Funds</b>	<b>197,058</b>	<b>198,589</b>	<b>226,994</b>	<b>221,515</b>	<b>212,604</b>	<b>-4%</b>	<b>220,869</b>	<b>4%</b>
Funded FTE'S	0.550	0.550	0.550	0.525	0.525		0.525	

**CITY OF ANTIOCH  
2017-19 OPERATING BUDGET**



**SPECIAL REVENUE FUNDS**

**PARK MAINTENANCE DISTRICT 1-A FUND (255)**

Park Maintenance District 1-A provides services to maintain landscaped and non-landscaped areas, including minor medians, open space, cul-de-sacs, trails, right-of-ways, and neighborhood landscaping. Services are also provided for the District owned and operated RV storage facility.

<b>Park 1A Maintenance District (FUND 255) Statement of Revenues, Expenditures and Change in Fund Balance</b>								
	<b>2014-15 Actual</b>	<b>2015-16 Actual</b>	<b>2016-17 Budget</b>	<b>2016-17 Revised</b>	<b>2017-18 Proposed</b>	<b>% Change</b>	<b>2018-19 Proposed</b>	<b>% Change</b>
<b>Beginning Balance, July 1</b>	<b>\$23,864</b>	<b>\$49,597</b>	<b>\$72,110</b>	<b>\$72,110</b>	<b>\$ 82,629</b>		<b>\$ 88,468</b>	
<b>Revenue Sources:</b>								
Taxes	29,789	33,105	21,825	34,419	34,287	0%	34,287	0%
Investment Income & Rentals	41,385	44,097	40,050	46,555	40,500	-13%	40,600	0%
Revenue from Other Agencies	255	260	115	115	115	0%	115	0%
Other	0	95	0	0	0	0%	0	0%
<b>Total Revenues</b>	<b>71,429</b>	<b>77,557</b>	<b>61,990</b>	<b>81,089</b>	<b>74,902</b>	<b>-8%</b>	<b>75,002</b>	<b>0%</b>
<b>Expenditures:</b>								
Personnel	5,070	1,982	2,194	2,176	2,265	4%	2,460	9%
Services & Supplies	17,760	25,375	35,820	35,812	34,939	-2%	34,949	0%
Transfers Out	8,518	9,682	11,615	11,359	9,968	-12%	10,521	6%
Internal Services	14,348	18,005	21,114	21,223	21,891	3%	23,721	8%
<b>Total Expenditures</b>	<b>45,696</b>	<b>55,044</b>	<b>70,743</b>	<b>70,570</b>	<b>69,063</b>	<b>-2%</b>	<b>71,651</b>	<b>4%</b>
<b>Ending Balance, June 30</b>	<b>\$49,597</b>	<b>\$72,110</b>	<b>\$63,357</b>	<b>\$82,629</b>	<b>\$88,468</b>		<b>\$91,819</b>	
<b>Funded FTE'S:</b>				<b>Funded 2016-17</b>	<b>Funded 2017-18</b>		<b>Funded 2018-19</b>	
				0.0125	0.0125		0.0125	



**CITY OF ANTIOCH  
2017-19 OPERATING BUDGET**



**SPECIAL REVENUE FUNDS**

**CITYWIDE DISTRICT 2A MAINTENANCE DISTRICT FUND (256)**

Citywide District 2A Maintenance District consists of seven open and three un-funded maintenance zones, providing a variety of services to maintain landscaped and non-landscaped areas, including minor medians, 87 acres of open space, 148 cul-de-sacs, 28,000 linear feet of trails, 15 acres of right-of-way, and 6 subdivision entrance signs. One new zone was added in this district during fiscal 06/07 in the Markley Creek area.

<b>CITYWIDE 2A MAINTENANCE DISTRICT (FUND 256)</b>								
<b>Statement of Revenues, Expenditures and Change in Fund Balance</b>								
	<b>2014-15 Actual</b>	<b>2015-16 Actual</b>	<b>2016-17 Budget</b>	<b>2016-17 Revised</b>	<b>2017-18 Proposed</b>	<b>% Change</b>	<b>2018-19 Proposed</b>	<b>% Change</b>
<b>Beginning Balance, July 1</b>	<b>\$256,780</b>	<b>\$301,993</b>	<b>\$392,362</b>	<b>\$392,362</b>	<b>\$302,329</b>		<b>\$272,127</b>	
<b>Revenue Source:</b>								
Investment Income	2,359	5,227	500	2,055	1,800	-12%	1,000	-44%
Assessment Fees	403,467	422,487	401,836	428,007	428,007	0%	428,007	0%
Other	101	0	0	0	0	0%	0	0%
Transfers In	78,000	90,000	123,000	123,000	121,000	-2%	121,000	0%
<b>Total Revenue</b>	<b>483,927</b>	<b>517,714</b>	<b>525,336</b>	<b>553,062</b>	<b>550,807</b>	<b>0%</b>	<b>550,007</b>	<b>0%</b>
<b>Expenditures:</b>								
Personnel	83,223	88,477	93,645	73,093	87,214	19%	93,390	7%
Services & Supplies	141,413	161,253	304,719	368,302	309,153	-16%	309,203	0%
Transfers Out	208,301	171,340	150,051	194,639	177,863	-9%	184,532	4%
Internal Services	5,777	6,275	6,797	7,061	6,779	-4%	7,157	6%
<b>Total Expenditures</b>	<b>438,714</b>	<b>427,345</b>	<b>555,212</b>	<b>643,095</b>	<b>581,009</b>	<b>-10%</b>	<b>594,282</b>	<b>2%</b>
<b>Ending Balance, June 30</b>	<b>\$301,993</b>	<b>\$392,362</b>	<b>\$362,486</b>	<b>\$302,329</b>	<b>\$272,127</b>		<b>\$227,852</b>	

**CITY OF ANTIOCH  
2017-19 OPERATING BUDGET**



**SPECIAL REVENUE FUNDS**

**CITYWIDE DISTRICT 2A MAINTENANCE DISTRICT FUND (256) (Continued)**

<b>CITYWIDE DISTRICT 2A MAINTENANCE DISTRICT STAFFING SUMMARY</b>			
<b>Funded FTE's:</b>	<b>Funded 2016-17</b>	<b>Funded 2017-18</b>	<b>Funded 2018-19</b>
Zone 3	0.0800	0.0800	0.0800
Zone 4	0.0250	0.0250	0.0250
Zone 5	0.1175	0.1175	0.1175
Zone 6	0.0375	0.0375	0.0375
Zone 8	0.1875	0.1875	0.1875
Zone 9	0.1750	0.1750	0.1750
Zone 10	0.0370	0.0975	0.0975
<b>Total Funded FTE's:</b>	0.6595	0.7200	0.7200

**CITY OF ANTIOCH  
2017-19 OPERATING BUDGET**



**SPECIAL REVENUE FUNDS**

**CITYWIDE DISTRICT 2A MAINTENANCE DISTRICT FUND (256) (Continued)**

<b>CITYWIDE MAINTENANCE ZONE 3 (256-4563)</b>								
	<b>2014-15 Actual</b>	<b>2015-16 Actual</b>	<b>2016-17 Budget</b>	<b>2016-17 Revised</b>	<b>2017-18 Proposed</b>	<b>% Change</b>	<b>2018-19 Proposed</b>	<b>% Change</b>
<b>Source of Funds:</b>								
Investment Income	2,359	5,227	500	2,055	1,800	-12%	1,000	-44%
Assessment Fees	14,604	14,603	14,496	14,603	14,603	0%	14,603	0%
Other	101	0	0	0	0	0%	0	0%
Transfers In	18,000	10,000	18,000	18,000	16,000	-11%	16,000	0%
<b>Total Source of Funds</b>	<b>35,064</b>	<b>29,830</b>	<b>32,996</b>	<b>34,658</b>	<b>32,403</b>	<b>-7%</b>	<b>31,603</b>	<b>-2%</b>
<b>Use of Funds:</b>								
Personnel	9,137	8,091	8,470	8,517	8,980	5%	9,580	7%
Services & Supplies	5,889	7,180	10,105	10,032	9,764	-3%	9,754	0%
Transfers Out	12,777	14,524	17,423	17,040	14,953	-12%	15,782	6%
Internal Services	963	1,045	1,132	1,176	1,129	-4%	1,192	6%
<b>Total Use of Funds</b>	<b>28,766</b>	<b>30,840</b>	<b>37,130</b>	<b>36,765</b>	<b>34,826</b>	<b>-5%</b>	<b>36,308</b>	<b>4%</b>
Funded FTE's	0.08	0.08	0.08	0.08	0.08		0.08	

**CITY OF ANTIOCH  
2017-19 OPERATING BUDGET**



**SPECIAL REVENUE FUNDS**

**CITYWIDE DISTRICT 2A MAINTENANCE DISTRICT FUND (256) (Continued)**

CITYWIDE MAINTENANCE ZONE 4 (256-4564)								
	2014-15 Actual	2015-16 Actual	2016-17 Budget	2016-17 Revised	2017-18 Proposed	% Change	2018-19 Proposed	% Change
<b>Source of Funds:</b>								
Assessment Fees	13,012	13,011	12,916	13,011	13,011	0%	13,011	0%
Transfer In – General Fund	10,000	10,000	10,000	10,000	10,000	0%	10,000	0%
<b>Total Source of Funds</b>	<b>23,012</b>	<b>23,011</b>	<b>22,916</b>	<b>23,011</b>	<b>23,011</b>	<b>0%</b>	<b>23,011</b>	<b>0%</b>
<b>Use of Funds:</b>								
Personnel	3,015	2,382	2,475	2,480	2,532	2%	2,706	7%
Services & Supplies	10,866	12,158	16,565	16,441	16,041	-2%	16,056	0%
Transfer Out – SLLMD Admin	4,259	4,842	5,808	5,681	4,985	-12%	5,261	6%
Internal Services	962	1,046	1,133	1,177	1,130	-4%	1,193	6%
<b>Total Use of Funds</b>	<b>19,102</b>	<b>20,428</b>	<b>25,981</b>	<b>25,779</b>	<b>24,688</b>	<b>-4%</b>	<b>25,216</b>	<b>2%</b>
Funded FTE's	0.025	0.025	0.025	0.025	0.025		0.025	

**CITY OF ANTIOCH  
2017-19 OPERATING BUDGET**



**SPECIAL REVENUE FUNDS**

**CITYWIDE DISTRICT 2A MAINTENANCE DISTRICT FUND (256) (Continued)**

CITYWIDE MAINTENANCE ZONE 5 (256-4565)								
	2014-15 Actual	2015-16 Actual	2016-17 Budget	2016-17 Revised	2017-18 Proposed	% Change	2018-19 Proposed	% Change
<b>Source of Funds:</b>								
Assessment Fees	1,503	1,503	1,492	1,503	1,503	0%	1,503	0%
Transfer In – General Fund	50,000	50,000	55,000	55,000	55,000	0%	55,000	0%
<b>Total Source of Funds</b>	<b>51,503</b>	<b>51,503</b>	<b>56,492</b>	<b>56,503</b>	<b>56,503</b>	<b>0%</b>	<b>56,503</b>	<b>0%</b>
<b>Use of Funds:</b>								
Personnel	12,785	12,014	12,609	12,809	13,556	6%	14,462	7%
Services & Supplies	16,626	14,964	25,210	25,190	24,566	-2%	24,571	0%
Transfer Out – SLLMD Admin	17,037	19,365	23,231	22,720	19,938	-12%	21,044	6%
Internal Services	963	1,046	1,133	1,177	1,130	-4%	1,193	6%
<b>Total Use of Funds</b>	<b>47,411</b>	<b>47,389</b>	<b>62,183</b>	<b>61,896</b>	<b>59,190</b>	<b>-4%</b>	<b>61,270</b>	<b>4%</b>
Funded FTE's	0.1175	0.1175	0.1175	0.1175	0.1175		0.1175	

**CITY OF ANTIOCH  
2017-19 OPERATING BUDGET**



**SPECIAL REVENUE FUNDS**

**CITYWIDE DISTRICT 2A MAINTENANCE DISTRICT FUND (256) (Continued)**

CITYWIDE MAINTENANCE ZONE 6 (256-4566)								
	2014-15 Actual	2015-16 Actual	2016-17 Budget	2016-17 Revised	2017-18 Proposed	% Change	2018-19 Proposed	% Change
<b>Source of Funds:</b>								
Assessment Fees	28,794	28,792	28,582	28,792	28,792	0%	28,792	0%
Transfer In – General Fund	0	20,000	40,000	40,000	40,000	0%	40,000	0%
<b>Total Source of Funds</b>	<b>28,794</b>	<b>48,792</b>	<b>68,582</b>	<b>68,792</b>	<b>68,792</b>	<b>0%</b>	<b>68,792</b>	<b>0%</b>
<b>Use of Funds:</b>								
Personnel	4,471	3,925	4,135	4,156	4,409	6%	4,713	7%
Services & Supplies	15,246	36,642	57,480	57,421	55,999	-2%	56,009	0%
Transfer Out – SLLMD Admin	5,679	6,455	7,743	7,573	6,645	-12%	7,014	6%
Internal Services	963	1,046	1,133	1,177	1,130	-4%	1,193	6%
<b>Total Use of Funds</b>	<b>26,359</b>	<b>48,068</b>	<b>70,491</b>	<b>70,327</b>	<b>68,183</b>	<b>-3%</b>	<b>68,929</b>	<b>1%</b>
Funded FTE's	0.0375	0.375	0.0375	0.0375	0.0375		0.0375	

**CITY OF ANTIOCH  
2017-19 OPERATING BUDGET**



**SPECIAL REVENUE FUNDS**

**CITYWIDE DISTRICT 2A MAINTENANCE DISTRICT FUND (256) (Continued)**

CITYWIDE MAINTENANCE ZONE 8 (256-4568)								
	2014-15 Actual	2015-16 Actual	2016-17 Budget	2016-17 Revised	2017-18 Proposed	% Change	2018-19 Proposed	% Change
<b>Source of Funds:</b>								
Assessment Fees	75,321	75,316	75,300	75,317	75,317	0%	75,317	0%
<b>Total Source of Funds</b>	<b>75,321</b>	<b>75,316</b>	<b>75,300</b>	<b>75,317</b>	<b>75,317</b>	<b>0%</b>	<b>75,317</b>	<b>0%</b>
<b>Use of Funds:</b>								
Personnel	18,071	18,684	19,487	19,529	20,613	6%	21,999	7%
Services & Supplies	15,649	16,327	26,980	26,855	26,206	-2%	26,216	0%
Transfers Out	37,715	37,820	30,975	30,293	26,583	-12%	28,058	6%
Internal Services	963	1,046	1,133	1,177	1,130	-4%	1,193	6%
<b>Total Use of Funds</b>	<b>72,398</b>	<b>73,877</b>	<b>78,575</b>	<b>77,854</b>	<b>74,532</b>	<b>-4%</b>	<b>77,466</b>	<b>4%</b>
Funded FTE's	0.1875	0.1875	0.1875	0.1875	0.1875		0.1875	

**CITY OF ANTIOCH  
2017-19 OPERATING BUDGET**



**SPECIAL REVENUE FUNDS**

**CITYWIDE DISTRICT 2A MAINTENANCE DISTRICT FUND (256) (Continued)**

<b>CITYWIDE MAINTENANCE ZONE 9 (256-4569)</b>								
	<b>2014-15 Actual</b>	<b>2015-16 Actual</b>	<b>2016-17 Budget</b>	<b>2016-17 Revised</b>	<b>2017-18 Proposed</b>	<b>% Change</b>	<b>2018-19 Proposed</b>	<b>% Change</b>
<b>Source of Funds:</b>								
Assessment Fees	116,853	116,845	116,800	116,846	116,846	0%	116,846	0%
<b>Total Source of Funds</b>	<b>116,853</b>	<b>116,845</b>	<b>116,800</b>	<b>116,846</b>	<b>116,846</b>	<b>0%</b>	<b>116,846</b>	<b>0%</b>
<b>Use of Funds:</b>								
Personnel	17,098	17,610	18,396	18,444	19,510	6%	20,824	7%
Services & Supplies	40,619	45,953	75,780	75,675	73,813	-2%	73,823	0%
Transfers Out	64,295	24,206	29,038	28,399	24,921	-12%	26,304	6%
Internal Services	963	1,046	1,133	1,177	1,130	-4%	1,193	6%
<b>Total Use of Funds</b>	<b>122,975</b>	<b>88,815</b>	<b>124,347</b>	<b>123,695</b>	<b>119,374</b>	<b>-3%</b>	<b>122,144</b>	<b>2%</b>
Funded FTE's	0.175	0.175	0.175	0.175	0.175		0.175	



**CITY OF ANTIOCH  
2017-19 OPERATING BUDGET**



**SPECIAL REVENUE FUNDS**

**CITYWIDE DISTRICT 2A MAINTENANCE DISTRICT FUND (256) (Continued)**

CITYWIDE MAINTENANCE ZONE 10 (256-4572)								
	2014-15 Actual	2015-16 Actual	2016-17 Budget	2016-17 Revised	2017-18 Proposed	% Change	2018-19 Proposed	% Change
<b>Source of Funds:</b>								
Assessment Fees	153,380	172,417	152,250	177,935	177,935	0%	177,935	0%
<b>Total Source of Funds</b>	<b>153,380</b>	<b>172,417</b>	<b>152,250</b>	<b>177,935</b>	<b>177,935</b>	<b>0%</b>	<b>177,935</b>	<b>0%</b>
<b>Use of Funds:</b>								
Personnel	18,646	25,771	28,073	7,158	17,614	146%	19,106	8%
Services & Supplies	36,518	28,029	92,599	156,688	102,764	-34%	102,774	0%
Transfers Out	66,539	64,128	35,833	82,933	79,838	-4%	81,069	2%
<b>Total Use of Funds</b>	<b>121,703</b>	<b>117,928</b>	<b>156,505</b>	<b>246,779</b>	<b>200,216</b>	<b>-19%</b>	<b>202,949</b>	<b>1%</b>
Funded FTE's	0.1625	0.1625	0.1625	0.03	0.0975		0.0975	

**CITY OF ANTIOCH  
2017-19 OPERATING BUDGET**



**SPECIAL REVENUE FUNDS**

**STREET LIGHT AND LANDSCAPE MAINTENANCE DISTRICT ADMINISTRATION FUND (257)**

Park Administration provides funds for items shared by all six landscape maintenance districts such as vehicle and landscape equipment and provides oversight personnel for a wide variety of services, including maintenance of street trees, medians, cul-de-sacs and open space. Any overtime incurred by crews working in the landscape districts is paid from this fund. A portion of the Work Alternative Program (WAP) is also funded.

<b>STREET LIGHT AND LANDSCAPE MAINTENANCE DISTRICT ADMINISTRATION (FUND 257)</b>								
<b>Statement of Revenues, Expenditures and Change in Fund Balance</b>								
	<b>2014-15 Actual</b>	<b>2015-16 Actual</b>	<b>2016-17 Budget</b>	<b>2016-17 Revised</b>	<b>2017-18 Proposed</b>	<b>% Change</b>	<b>2018-19 Proposed</b>	<b>% Change</b>
<b>Beginning Balance, July 1</b>	<b>\$4</b>	<b>\$13</b>	<b>\$0</b>	<b>\$0</b>	<b>\$0</b>		<b>\$0</b>	
<b>Revenue Source:</b>								
Investment Income	24	0	0	0	0	0%	0	0%
Transfers In	545,156	619,676	743,377	727,028	637,986	-12%	673,386	6%
<b>Total Revenue</b>	<b>545,180</b>	<b>619,676</b>	<b>743,377</b>	<b>727,028</b>	<b>637,986</b>	<b>-12%</b>	<b>673,386</b>	<b>6%</b>
<b>Expenditures:</b>								
Personnel	81,048	65,169	92,377	88,023	95,142	8%	100,532	6%
Services & Supplies	210,661	279,803	332,516	325,765	236,866	-27%	251,024	6%
Transfers Out	20,697	23,052	23,873	23,873	24,123	1%	25,091	4%
Internal Services	232,765	251,665	288,678	289,367	281,855	-3%	296,739	5%
<b>Total Expenditures</b>	<b>545,171</b>	<b>619,689</b>	<b>737,444</b>	<b>727,028</b>	<b>637,986</b>	<b>-12%</b>	<b>673,386</b>	<b>6%</b>
<b>Ending Balance, June 30</b>	<b>\$13</b>	<b>\$0</b>	<b>\$5,933</b>	<b>\$0</b>	<b>\$0</b>		<b>\$0</b>	
				<b>Funded 2016-17</b>	<b>Funded 2017-18</b>		<b>Funded 2018-19</b>	
<b>Funded FTE's:</b>				0.35	0.35		0.35	

**CITY OF ANTIOCH  
2017-19 OPERATING BUDGET**



**SPECIAL REVENUE FUNDS**

**EAST LONE TREE DISTRICT FUND (259)**

East Lone Tree District came on line during fiscal year 06-07 and provides a variety of services to maintain landscaped and non-landscaped areas, including minor medians, open space, cul-de-sacs, trails, right-of-ways, and neighborhood landscaping; special provisions are included for creek maintenance for a period of five years.

<b>EAST LONE TREE STREET LIGHT AND LANDSCAPE MAINTENANCE DISTRICT (FUND 259)</b>								
<b>Statement of Revenues, Expenditures and Change in Fund Balance</b>								
	<b>2014-15 Actual</b>	<b>2015-16 Actual</b>	<b>2016-17 Budget</b>	<b>2016-17 Revised</b>	<b>2017-18 Proposed</b>	<b>% Change</b>	<b>2018-19 Proposed</b>	<b>% Change</b>
<b>Beginning Balance, July 1</b>	<b>\$71,076</b>	<b>\$110,126</b>	<b>\$138,179</b>	<b>\$138,179</b>	<b>\$103,486</b>		<b>\$107,326</b>	
<b>Revenue Source:</b>								
Investment Income	642	1,847	325	710	750	6%	750	0%
Assessment Fees	144,394	144,385	143,330	165,195	165,195	0%	165,195	0%
<b>Total Revenue</b>	<b>145,036</b>	<b>146,232</b>	<b>143,655</b>	<b>165,905</b>	<b>165,945</b>	<b>0%</b>	<b>165,945</b>	<b>0%</b>
<b>Expenditures:</b>								
Personnel	18,646	25,771	28,479	27,623	18,434	-33%	19,983	8%
Services & Supplies	48,395	50,874	48,965	116,285	90,075	-23%	90,085	0%
Transfers Out	38,945	41,534	45,833	56,690	53,596	-5%	54,826	2%
<b>Total Expenditures</b>	<b>105,986</b>	<b>118,179</b>	<b>123,277</b>	<b>200,598</b>	<b>162,105</b>	<b>-19%</b>	<b>164,894</b>	<b>2%</b>
<b>Ending Balance, June 30</b>	<b>\$110,126</b>	<b>\$138,179</b>	<b>\$158,557</b>	<b>\$103,486</b>	<b>\$107,326</b>		<b>\$108,377</b>	
				<b>Funded 2016-17</b>	<b>Funded 2017-18</b>		<b>Funded 2018-19</b>	
<b>Funded FTE's:</b>				0.1625	0.102		0.102	

**CITY OF ANTIOCH  
2017-19 OPERATING BUDGET**



**SPECIAL REVENUE FUNDS**

**EAST LONE TREE BENEFIT DISTRICT FUND 270** – This fund accounts for the East Lone Tree Public Facility Benefit District formed by the City in December 2016. A benefit district fee is charged to developers to be used to fund the planning, design/engineering and construction of transportation improvements – specifically the segments of Slatten Ranch Road and related infrastructure including storm drain, water, sanitary sewer, dry utilities and East Antioch Trail improvements.

<b>EAST LONE TREE BENEFIT DISTRICT (FUND 270)</b>								
<b>Statement of Revenues, Expenditures and Change in Fund Balance</b>								
	<b>2014-15 Actual</b>	<b>2015-16 Actual</b>	<b>2016-17 Budget</b>	<b>2016-17 Revised</b>	<b>2017-18 Proposed</b>	<b>% Change</b>	<b>2018-19 Proposed</b>	<b>% Change</b>
<b>Beginning Balance, July 1</b>	<b>\$0</b>	<b>\$0</b>	<b>\$0</b>	<b>\$0</b>	<b>\$917,000</b>		<b>\$418,000</b>	
<b>Revenue Source:</b>								
Interest Income	0	0	0	2,000	1,000	-50%	1,800	80%
Benefit District Fees	0	0	0	915,000	0	-100%	930,000	100%
<b>Total Revenue</b>	<b>0</b>	<b>0</b>	<b>0</b>	<b>917,000</b>	<b>1,000</b>	<b>-100%</b>	<b>931,800</b>	<b>93080%</b>
<b>Expenditures:</b>								
Services & Supplies	0	0	0	0	500,000	100%	500,000	0%
<b>Total Expenditures</b>	<b>0</b>	<b>0</b>	<b>0</b>	<b>0</b>	<b>500,000</b>	<b>100%</b>	<b>500,000</b>	<b>0%</b>
<b>Ending Balance, June 30</b>	<b>\$0</b>	<b>\$0</b>	<b>\$0</b>	<b>\$917,000</b>	<b>\$418,000</b>		<b>\$849,800</b>	

**CITY OF ANTIOCH  
2017-19 OPERATING BUDGET**



**SPECIAL REVENUE FUNDS**

**POST RETIREMENT MEDICAL FUNDS 577, 578, 579** – Post Retirement Medical Funds are used to pay post retirement medical benefits for retirees under the following separate fund categories: Police (Fund 577), Miscellaneous (Fund 578), and Management (Fund 579).

<b>RETIREE MEDICAL POLICE (FUND 577)</b>								
<b>Statement of Revenues, Expenditures and Change in Fund Balance</b>								
	<b>2014-15</b>	<b>2015-16</b>	<b>2016-17</b>	<b>2016-17</b>	<b>2017-18</b>	<b>%</b>	<b>2018-19</b>	<b>%</b>
	<b>Actual</b>	<b>Actual</b>	<b>Budget</b>	<b>Revised</b>	<b>Proposed</b>	<b>Change</b>	<b>Proposed</b>	<b>Change</b>
<b>Beginning Balance, July 1</b>	<b>\$64,556</b>	<b>(\$20,265)</b>	<b>\$46,328</b>	<b>\$46,328</b>	<b>\$38,031</b>		<b>\$11,165</b>	
<b>Revenue Source:</b>								
Interest Income	0	32	0	420	400	0%	400	0%
Trust Deposits/Reimbursements	472,173	615,098	614,000	547,530	560,000	2%	610,000	9%
Other	612	0	0	0	0	0%	0	0%
<b>Total Revenues</b>	<b>472,785</b>	<b>615,130</b>	<b>614,000</b>	<b>547,950</b>	<b>560,400</b>	<b>2%</b>	<b>610,400</b>	<b>9%</b>
<b>Expenditures:</b>								
Post Retirement Medical - Police	515,481	543,437	608,220	550,100	581,600	6%	611,475	5%
Transfer Out	37,269	0	0	0	0	0%	0	0%
Internal Services	4,856	5,100	5,981	6,147	5,666	-8%	6,936	22%
<b>Total Expenditures</b>	<b>557,606</b>	<b>548,537</b>	<b>614,201</b>	<b>556,247</b>	<b>587,266</b>	<b>6%</b>	<b>618,411</b>	<b>5%</b>
<b>Ending Balance, June 30</b>	<b>(\$20,265)</b>	<b>\$46,328</b>	<b>\$46,127</b>	<b>\$38,031</b>	<b>\$11,165</b>		<b>\$3,154</b>	

**CITY OF ANTIOCH  
2017-19 OPERATING BUDGET**



**SPECIAL REVENUE FUNDS**

**POST RETIREMENT MEDICAL FUNDS 577, 578, 579 (Continued) –**

<b>RETIREE MEDICAL MISCELLANEOUS (FUND 578)</b>								
<b>Statement of Revenues, Expenditures and Change in Fund Balance</b>								
	<b>2014-15 Actual</b>	<b>2015-16 Actual</b>	<b>2016-17 Budget</b>	<b>2016-17 Revised</b>	<b>2017-18 Proposed</b>	<b>% Change</b>	<b>2018-19 Proposed</b>	<b>% Change</b>
<b>Beginning Balance, July 1</b>	<b>\$40,092</b>	<b>\$116,438</b>	<b>\$160,341</b>	<b>\$160,341</b>	<b>\$108,917</b>		<b>\$43,481</b>	
<b>Source of Funds:</b>								
Interest Income	645	1,788	100	950	400	-58%	300	0%
Trust Deposits/Reimbursements	347,719	346,264	325,000	254,690	255,000	0%	330,000	29%
Other	3,063	0	0	0	0	0%	0	0%
<b>Total Source of Funds</b>	<b>351,427</b>	<b>348,052</b>	<b>325,100</b>	<b>255,640</b>	<b>255,400</b>	<b>0%</b>	<b>330,300</b>	<b>29%</b>
<b>Use of Funds:</b>								
Post Retirement Medical - Misc.	269,810	298,241	336,450	300,500	314,500	5%	338,250	8%
Internal Services	5,271	5,908	6,253	6,564	6,336	-3%	6,736	6%
<b>Total Use of Funds</b>	<b>275,081</b>	<b>304,149</b>	<b>342,703</b>	<b>307,064</b>	<b>320,836</b>	<b>4%</b>	<b>344,986</b>	<b>8%</b>
<b>Ending Balance, June 30</b>	<b>\$116,438</b>	<b>\$160,341</b>	<b>\$142,738</b>	<b>\$108,917</b>	<b>\$43,481</b>		<b>\$28,795</b>	

**CITY OF ANTIOCH  
2017-19 OPERATING BUDGET**



**SPECIAL REVENUE FUNDS**

**POST RETIREMENT MEDICAL FUNDS 577, 578, 579 (Continued) -**

<b>RETIREE MEDICAL MANAGEMENT (FUND 579)</b>								
<b>Statement of Revenues, Expenditures and Change in Fund Balance</b>								
	2014-15 Actual	2015-16 Actual	2016-17 Budget	2016-17 Revised	2017-18 Proposed	% Change	2018-19 Proposed	% Change
<b>Beginning Balance, July 1</b>	<b>\$81,470</b>	<b>\$238,786</b>	<b>\$361,090</b>	<b>\$361,090</b>	<b>\$9,091</b>		<b>\$9,969</b>	
<b>Source of Funds:</b>								
Interest Income	1,318	3,819	450	2,100	600	-71%	450	-25%
Trust Deposits/Reimbursements	632,653	671,131	585,000	503,425	610,000	21%	670,000	10%
Other	5,309	0	0	0	0	0%	0	0%
Transfers In	37,268	0	0	0	0	0%	0	0%
<b>Total Source of Funds</b>	<b>676,548</b>	<b>674,950</b>	<b>585,450</b>	<b>505,525</b>	<b>610,600</b>	<b>21%</b>	<b>670,450</b>	<b>10%</b>
<b>Use of Funds:</b>								
Post Retirement Medical - Mgmt	509,904	542,262	656,700	845,850	598,500	-29%	658,900	10%
Internal Services	9,328	10,384	11,148	11,674	11,222	-4%	11,931	6%
<b>Total Use of Funds</b>	<b>519,232</b>	<b>552,646</b>	<b>667,848</b>	<b>857,524</b>	<b>609,722</b>	<b>-29%</b>	<b>670,831</b>	<b>10%</b>
<b>Ending Balance, June 30</b>	<b>\$238,786</b>	<b>\$361,090</b>	<b>\$278,692</b>	<b>\$9,091</b>	<b>\$9,969</b>		<b>\$9,588</b>	

**This page left intentionally blank**



**CITY OF ANTIOCH  
2017-19 OPERATING BUDGET**

**CAPITAL PROJECTS  
FUNDS**

**CITY OF ANTIOCH  
2017-19 OPERATING BUDGET**



**CAPITAL PROJECTS FUNDS**

Capital Projects funds are utilized to account for resources used for the acquisition and construction of capital facilities by the City, with the exception of those assets financed by special revenue or proprietary funds. The City maintains six active capital projects funds listed below in the Capital Projects Fund Summary table.

<b>CAPITAL PROJECTS FUNDS SUMMARY</b>								
<b>Description</b>	<b>Fund #</b>	<b>Estimated Balance 7/1/17</b>	<b>Proposed Revenues</b>	<b>Proposed Expenditures</b>	<b>Estimated Balance 6/30/18</b>	<b>Proposed Revenues</b>	<b>Proposed Expenditures</b>	<b>Estimated Balance 6/30/19</b>
Capital Improvements (CIP)	311	\$1,556,894	\$3,997,300	\$4,321,811	\$1,232,383	\$1,991,000	\$2,845,083	\$378,300
Prewett Park CIP	312	18,513	125	0	18,638	125	0	18,763
Residential Development Allocation	319	0	0	0	0	0	0	0
Development Impact Fees	321	386,568	263,950	1,000	649,518	266,450	1,500	914,468
Hillcrest Assessment District Construction #26	361	355,017	800	211,609	144,208	800	1,660	143,348
Lone Tree Assessment District Const #27/31	376	485,973	500	257,603	228,870	500	7,691	221,679
Hillcrest/Highway 4 Bridge Benefit District	391	138,943	650	333	139,260	650	335	139,575
<b>Total Capital Projects Funds</b>		<b>\$2,941,908</b>	<b>\$4,263,325</b>	<b>\$4,792,356</b>	<b>\$2,412,877</b>	<b>\$2,259,525</b>	<b>\$2,856,269</b>	<b>\$1,816,133</b>

**CITY OF ANTIOCH  
2017-19 OPERATING BUDGET**



**CAPITAL PROJECTS FUNDS**

**CAPITAL IMPROVEMENT FUND (CIP) (311)**

The Capital Improvement Fund was established in 1987 to set aside money from the General Fund for any capital improvement project not provided for in one of the other funds. The City can transfer General Fund dollars to the Capital Improvement Fund as needed.

<b>CAPITAL IMPROVEMENT FUND (FUND 311)</b>								
<b>Statement of Revenues, Expenditures and Change in Fund Balance</b>								
	<b>2014-15 Actual</b>	<b>2015-16 Actual</b>	<b>2016-17 Budget</b>	<b>2016-17 Revised</b>	<b>2017-18 Proposed</b>	<b>% Change</b>	<b>2018-19 Proposed</b>	<b>% Change</b>
<b>Beginning Balance, July 1</b>	<b>\$225,015</b>	<b>\$230,438</b>	<b>\$1,483,185</b>	<b>\$1,483,185</b>	<b>\$1,556,894</b>		<b>\$1,232,383</b>	
<b>Revenue Source:</b>								
Investment Income	5,135	32,154	500	18,000	10,000	-44%	5,000	-50%
Property Taxes	0	400,000	400,000	400,000	400,000	100%	400,000	0%
Revenue from Other Agencies	66,150	0	2,997,300	0	2,997,300	100%	1,250,000	-58%
Current Service Charges	25,358	22,342	5,000	28,232	20,000	-29%	20,000	0%
Other	10,206	6,766	12,000	17,664	20,000	13%	16,000	-20%
Transfers In	392,000	1,369,395	300,000	300,000	550,000	83%	300,000	-45%
<b>Total Revenue</b>	<b>498,849</b>	<b>1,830,657</b>	<b>3,714,800</b>	<b>763,896</b>	<b>3,997,300</b>	<b>423%</b>	<b>1,991,000</b>	<b>-50%</b>
<b>Expenditures:</b>								
Services & Supplies	11,344	13,611	13,500	19,000	26,000	37%	22,000	-15%
Capital Projects	463,629	545,104	4,535,126	650,000	4,275,300	558%	2,800,000	-35%
Internal Services	18,453	19,195	20,871	21,187	20,511	-3%	23,083	13%
<b>Total Expenditures</b>	<b>493,426</b>	<b>577,910</b>	<b>4,569,497</b>	<b>690,187</b>	<b>4,321,811</b>	<b>526%</b>	<b>2,845,083</b>	<b>-34%</b>
<b>Ending Balance, June 30</b>	<b>\$230,438</b>	<b>\$1,483,185</b>	<b>\$628,488</b>	<b>\$1,556,894</b>	<b>\$1,232,383</b>		<b>\$378,300</b>	

**CITY OF ANTIOCH  
2017-19 OPERATING BUDGET**



**CAPITAL PROJECTS FUNDS**

**CAPITAL IMPROVEMENT FUND (CIP) (311) (Continued)**

<b>CAPITAL IMPROVEMENT (311-2520)</b>								
	<b>2014-15 Actual</b>	<b>2015-16 Actual</b>	<b>2016-17 Budget</b>	<b>2016-17 Revised</b>	<b>2017-18 Proposed</b>	<b>% Change</b>	<b>2018-19 Proposed</b>	<b>% Change</b>
<b>Revenue Source:</b>								
Investment Income	5,135	32,154	500	18,000	10,000	-44%	5,000	-50%
Revenue from Other Agencies	66,150	0	2,997,300	0	2,997,300	100%	0	-100%
Current Service Charges	25,358	22,342	5,000	28,232	20,000	-29%	20,000	0%
Transfers In	392,000	1,369,395	300,000	300,000	550,000	83%	300,000	-45%
<b>Total Revenue</b>	<b>488,643</b>	<b>1,423,891</b>	<b>3,302,800</b>	<b>346,232</b>	<b>3,577,300</b>	<b>933%</b>	<b>325,000</b>	<b>-91%</b>
<b>Expenditures:</b>								
Services & Supplies	1,344	6,845	1,500	7,000	6,000	-14%	6,000	0%
Capital Projects	463,496	529,484	4,305,126	420,000	4,225,300	906%	300,000	-93%
Internal Services	18,453	19,195	20,871	21,187	20,511	-3%	23,083	13%
<b>Total Expenditures</b>	<b>483,293</b>	<b>555,524</b>	<b>4,327,497</b>	<b>448,187</b>	<b>4,251,811</b>	<b>849%</b>	<b>329,083</b>	<b>-92%</b>

The following projects are budgeted in the Capital Improvement Division:

<b>Capital Projects</b>	<b>2016-17 Revised</b>	<b>2017-18 Proposed</b>	<b>2018-19 Projected</b>
Sidewalk Repair	\$300,000	\$300,000	\$300,000
Marina Parking Lot Rehab	50,000	0	0
West Antioch Creek	70,000	3,925,300	0
<b>Total Capital Projects</b>	<b>\$420,000</b>	<b>\$4,225,300</b>	<b>\$300,000</b>

**CITY OF ANTIOCH  
2017-19 OPERATING BUDGET**



**CAPITAL PROJECTS FUNDS**

**CAPITAL IMPROVEMENT FUND (CIP) (311) (Continued)**

<b>ENERGY EFFICIENCY &amp; CONSERVATION (311-2535)</b>								
	<b>2014-15 Actual</b>	<b>2015-16 Actual</b>	<b>2016-17 Budget</b>	<b>2016-17 Revised</b>	<b>2017-18 Proposed</b>	<b>% Change</b>	<b>2018-19 Proposed</b>	<b>% Change</b>
<b>Revenue Source:</b>								
Other	10,000	6,766	12,000	17,664	20,000	13%	16,000	-20%
<b>Total Revenue</b>	<b>10,000</b>	<b>6,766</b>	<b>12,000</b>	<b>17,664</b>	<b>20,000</b>	<b>13%</b>	<b>16,000</b>	<b>-20%</b>
<b>Expenditures:</b>								
Services & Supplies	10,000	6,766	12,000	12,000	20,000	67%	16,000	-20%
<b>Total Expenditures</b>	<b>10,000</b>	<b>6,766</b>	<b>12,000</b>	<b>12,000</b>	<b>20,000</b>	<b>67%</b>	<b>16,000</b>	<b>-20%</b>

**CITY OF ANTIOCH  
2017-19 OPERATING BUDGET**



**CAPITAL PROJECTS FUNDS**

**CAPITAL IMPROVEMENT FUND (CIP) (311) (Continued)**

Pursuant to the Infrastructure Funding Agreement with NRG for the Northeast Annexation, the City is required to contribute \$300,000 to a “Special Purpose” fund annually for 10 years to be used to pay for Area 2B infrastructure improvements and \$100,000 annually of ad valorem property taxes generated from Area 1 for 5 years to pay for staff and consultant costs to implement the Agreement. This division has been established to account for the accumulation and use of the funds.

Northeast Annexation (311-2545)								
	2014-15 Actual	2015-16 Actual	2016-17 Budget	2016-17 Revised	2017-18 Proposed	% Change	2018-19 Proposed	% Change
<b>Revenue Source:</b>								
Property Taxes	0	400,000	400,000	400,000	400,000	0%	400,000	0%
Revenue from Other Agencies	0	0	0	0	0	0%	1,250,000	100%
<b>Total Revenue</b>	<b>0</b>	<b>400,000</b>	<b>400,000</b>	<b>400,000</b>	<b>400,000</b>	<b>100%</b>	<b>1,650,000</b>	<b>313%</b>
<b>Expenditures:</b>								
Services & Supplies	133	15,620	230,000	230,000	50,000	100%	2,500,000	4900%
<b>Total Expenditures</b>	<b>133</b>	<b>15,620</b>	<b>230,000</b>	<b>230,000</b>	<b>50,000</b>	<b>100%</b>	<b>2,500,000</b>	<b>4900%</b>

**CITY OF ANTIOCH  
2017-19 OPERATING BUDGET**



**CAPITAL PROJECTS FUNDS**

**PREWETT PARK CIP FUND (312)**

The Prewett Park CIP Fund tracks the capital improvement expenses for the Antioch Community Center and Prewett Family Water Park. The City is reimbursed for expenditures through the Antioch Area Public Facilities Financing Agency (Mello Roos).

<b>PREWETT CIP (FUND 312)</b>								
<b>Statement of Revenues, Expenditures and Change in Fund Balance</b>								
	<b>2014-15 Actual</b>	<b>2015-16 Actual</b>	<b>2016-17 Budget</b>	<b>2016-17 Revised</b>	<b>2017-18 Proposed</b>	<b>% Change</b>	<b>2018-19 Proposed</b>	<b>% Change</b>
<b>Beginning Balance, July 1</b>	<b>\$18,336</b>	<b>(\$101,703)</b>	<b>(\$184,041)</b>	<b>(\$184,041)</b>	<b>\$18,513</b>		<b>\$18,638</b>	
<b>Revenue Source:</b>								
Interest Income	1,012	329	1,300	97	125	29%	125	0%
Revenue from Other Agencies	72,854	812,603	0	1,153,252	0	-100%	0	0%
<b>Total Revenue</b>	<b>73,866</b>	<b>812,932</b>	<b>1,300</b>	<b>1,153,349</b>	<b>125</b>	<b>-100%</b>	<b>125</b>	<b>0%</b>
<b>Use of Funds:</b>								
Services & Supplies	6,885	25	250	0	0	0%	0	0%
Prewett Park	187,020	895,245	950,795	950,795	0	-100%	0	0%
<b>Total Use of Funds</b>	<b>193,905</b>	<b>895,270</b>	<b>951,045</b>	<b>950,795</b>	<b>0</b>	<b>-100%</b>	<b>0</b>	<b>0%</b>
<b>Ending Balance, June 30</b>	<b>(\$101,703)</b>	<b>(\$184,041)</b>	<b>(\$1,133,786)</b>	<b>\$18,513</b>	<b>\$18,638</b>		<b>\$18,763</b>	

**CITY OF ANTIOCH  
2017-19 OPERATING BUDGET**



**CAPITAL PROJECTS FUNDS**

**RESIDENTIAL DEVELOPMENT ALLOCATION FUND (319)**

The Residential Development Allocation Program (RDA) was adopted May 14, 2002, by the City Council. It required that allocations be obtained prior to receiving residential development entitlements and ultimately, the issuance of building permits for residential projects. A Development Allocation is the right to proceed, subject to all applicable requirements, to obtain entitlements. This enacted process was to provide funding for specific capital improvements projects as approved by the City Council. The ordinance has expired.

<b>RESIDENTIAL DEVELOPMENT ALLOCATION (FUND 319)</b>								
<b>Statement of Revenues, Expenditures and Change in Fund Balance</b>								
	<b>2014-15 Actual</b>	<b>2015-16 Actual</b>	<b>2016-17 Budget</b>	<b>2016-17 Revised</b>	<b>2017-18 Proposed</b>	<b>% Change</b>	<b>2018-19 Proposed</b>	<b>% Change</b>
<b>Beginning Balance, July 1</b>	<b>(\$3,885)</b>	<b>\$129,434</b>	<b>\$406,011</b>	<b>\$406,011</b>	<b>\$0</b>		<b>\$0</b>	
<b>Revenue Source:</b>								
Investment Income	424	4,156	100	2,075	0	-100%	0	0%
Contributions	133,000	273,000	0	140,000	0	-100%	0	0%
<b>Total Revenue</b>	<b>133,424</b>	<b>277,156</b>	<b>100</b>	<b>142,075</b>	<b>0</b>	<b>-100%</b>	<b>0</b>	<b>0%</b>
<b>Expenditures:</b>								
Services & Supplies	105	579	209,050	548,086	0	-100%	0	0%
<b>Total Expenditures</b>	<b>105</b>	<b>579</b>	<b>209,050</b>	<b>548,086</b>	<b>0</b>	<b>-100%</b>	<b>0</b>	<b>0%</b>
<b>Ending Balance, June 30</b>	<b>\$129,434</b>	<b>\$406,011</b>	<b>\$197,061</b>	<b>\$0</b>	<b>\$0</b>		<b>\$0</b>	



**CITY OF ANTIOCH  
2017-19 OPERATING BUDGET**



**CAPITAL PROJECTS FUNDS**

**DEVELOPMENT IMPACT FEE FUND (321)** – Development Impact Fees (DIFs) were established pursuant to Ordinance 2079-C-S in March 2014. Every person who develops or redevelops land in the City shall pay a DIF with the issuance of a building permit to defray the cost of certain public facilities required to serve new development within the City. The following DIFs have been created: Administrative Facilities Fee, Parks and Recreation Facilities Fee, Police Facilities Fee and Public Works Facilities Fee.

<b>DEVELOPMENT IMPACT FEE (FUND 321)</b>								
<b>Statement of Revenues, Expenditures and Change in Fund Balance</b>								
	2014-15 Actual	2015-16 Actual	2016-17 Budget	2016-17 Revised	2017-18 Proposed	% Change	2018-19 Proposed	% Change
<b>Beginning Balance, July 1</b>	\$0	\$49,239	\$53,283	\$53,283	\$386,568		\$649,518	
<b>Revenue Source:</b>								
Investment Income	222	678	2,000	2,500	5,000	100%	7,500	50%
Development Impact Fees	49,074	3,480	518,000	331,485	258,950	-22%	258,950	0%
<b>Total Revenue</b>	<b>49,296</b>	<b>4,158</b>	<b>520,000</b>	<b>333,985</b>	<b>263,950</b>	<b>-21%</b>	<b>266,450</b>	<b>1%</b>
<b>Expenditures:</b>								
Capital Projects	57	114	50	700	1,000	43%	1,500	50%
<b>Total Expenditures</b>	<b>57</b>	<b>114</b>	<b>50</b>	<b>700</b>	<b>1,000</b>	<b>43%</b>	<b>1,500</b>	<b>50%</b>
<b>Ending Balance, June 30</b>	<b>\$49,239</b>	<b>\$53,283</b>	<b>\$573,233</b>	<b>\$386,568</b>	<b>\$649,518</b>		<b>\$914,468</b>	

**CITY OF ANTIOCH  
2017-19 OPERATING BUDGET**



**CAPITAL PROJECTS FUNDS**

**HILLCREST ASSESSMENT DISTRICT #26 CONSTRUCTION FUND (361)**

The Hillcrest Assessment District No. 26 Construction Fund accounts for the expenditures related to the assessment district.

<b>HILLCREST AD (FUND 361) Statement of Revenues, Expenditures and Change in Fund Balance</b>								
	<b>2014-15 Actual</b>	<b>2015-16 Actual</b>	<b>2016-17 Budget</b>	<b>2016-17 Revised</b>	<b>2017-18 Proposed</b>	<b>% Change</b>	<b>2018-19 Proposed</b>	<b>% Change</b>
<b>Beginning Balance, July 1</b>	<b>\$378,921</b>	<b>\$375,875</b>	<b>\$375,171</b>	<b>\$375,171</b>	<b>\$355,017</b>		<b>\$144,208</b>	
<b>Revenue Source:</b>								
Investment Income	2,638	4,779	800	1,500	800	-47%	800	0%
Charges for Services	8,241	0	0	0	0	0%	0	0%
<b>Total Revenue</b>	<b>10,879</b>	<b>4,779</b>	<b>800</b>	<b>1,500</b>	<b>800</b>	<b>-47%</b>	<b>800</b>	<b>0%</b>
<b>Expenditures:</b>								
Services & Supplies	811	809	300	800	800	0%	800	0%
Wildhorse Left Turn project	12,443	3,945	230,000	20,000	210,000	950%	0	-100%
Internal Services	671	729	822	854	809	-5%	860	6%
<b>Total Expenditures</b>	<b>13,925</b>	<b>5,483</b>	<b>231,122</b>	<b>21,654</b>	<b>211,609</b>	<b>877%</b>	<b>1,660</b>	<b>-99%</b>
<b>Ending Balance, June 30</b>	<b>\$375,875</b>	<b>\$375,171</b>	<b>\$144,849</b>	<b>\$355,017</b>	<b>\$144,208</b>		<b>\$143,348</b>	

**CITY OF ANTIOCH  
2017-19 OPERATING BUDGET**



**CAPITAL PROJECTS FUNDS**

**LONE DIAMOND ASSESSMENT DISTRICT #27/32 CONSTRUCTION FUND (376)**

The Lone Diamond Assessment District #27/31 Construction Fund accounts for the expenditures related to this assessment district.

<b>LONE DIAMOND ASSESSMENT DISTRICT CONSTRUCTION FUND (FUND 376)</b>								
<b>Statement of Revenues, Expenditures and Change in Fund Balance</b>								
	2014-15 Actual	2015-16 Actual	2016-17 Budget	2016-17 Revised	2017-18 Proposed	% Change	2018-19 Proposed	% Change
<b>Beginning Balance, July 1</b>	<b>\$1,528,137</b>	<b>\$1,522,137</b>	<b>\$477,302</b>	<b>\$477,302</b>	<b>\$485,973</b>		<b>\$228,870</b>	
<b>Revenue Source:</b>								
Investment Income	9,339	9,403	1,200	1,770	500	-72%	500	0%
Charges for Services	49,166	21,516	20,000	20,150	0	-100%	0	0%
Transfers In	226,892	0	0	0	0	0%	0	0%
<b>Total Revenue</b>	<b>285,397</b>	<b>30,919</b>	<b>21,200</b>	<b>21,920</b>	<b>500</b>	<b>-98%</b>	<b>500</b>	<b>0%</b>
<b>Expenditures:</b>								
Personnel	7,633	0	0	0	0	0%	0	0%
Services & Supplies	7,312	4,114	10,800	10,869	5,270	-52%	5,275	0%
Capital Projects	274,339	0	0	0	0	0%	0	0%
Transfers Out	0	1,069,395	0	0	250,000	100%	0	-100%
Internal Services	2,113	2,245	2,316	2,380	2,333	-2%	2,416	4%
<b>Total Expenditures</b>	<b>291,397</b>	<b>1,075,754</b>	<b>13,116</b>	<b>13,249</b>	<b>257,603</b>	<b>1844%</b>	<b>7,691</b>	<b>-97%</b>
<b>Ending Balance, June 30</b>	<b>\$1,522,137</b>	<b>\$477,302</b>	<b>\$485,386</b>	<b>\$485,973</b>	<b>\$228,870</b>		<b>\$221,679</b>	

**CITY OF ANTIOCH  
2017-19 OPERATING BUDGET**



**CAPITAL PROJECTS FUNDS**

**HILLCREST/HIGHWAY 4 BRIDGE BENEFIT DISTRICT (391)**

The Hillcrest/Highway 4 Bridge Benefit District was formed to collect fees to build the bridge going over State Route Highway 4. This district was formed for anyone that lives or plans construction in this area that will benefit from the construction of the bridge.

<b>HILLCREST/HIGHWAY 4 BRIDGE DISTRICT (FUND 391) Statement of Revenues, Expenditures and Change in Fund Balance</b>								
	<b>2014-15 Actual</b>	<b>2015-16 Actual</b>	<b>2016-17 Budget</b>	<b>2016-17 Revised</b>	<b>2017-18 Proposed</b>	<b>% Change</b>	<b>2018-19 Proposed</b>	<b>% Change</b>
<b>Beginning Balance, July 1</b>	<b>\$114,645</b>	<b>\$137,191</b>	<b>\$138,628</b>	<b>\$138,628</b>	<b>\$138,943</b>		<b>\$139,260</b>	
<b>Revenue Source:</b>								
Investment Income	875	1,764	750	650	650	0%	650	0%
Bridge Fees	21,963	0	25,000	0	0	0%	0	0%
<b>Total Revenues</b>	<b>22,838</b>	<b>1,764</b>	<b>25,750</b>	<b>650</b>	<b>650</b>	<b>0%</b>	<b>650</b>	<b>0%</b>
<b>Expenditures:</b>								
Services & Supplies	265	298	250	300	300	0%	300	0%
Internal Services	27	29	33	35	33	-6%	35	6%
<b>Total Expenditures</b>	<b>292</b>	<b>327</b>	<b>283</b>	<b>335</b>	<b>333</b>	<b>-1%</b>	<b>335</b>	<b>1%</b>
<b>Ending Balance, June 30</b>	<b>\$137,191</b>	<b>\$138,628</b>	<b>\$164,095</b>	<b>\$138,943</b>	<b>\$139,260</b>		<b>\$139,575</b>	

CITY OF ANTIOCH  
2017-19 OPERATING BUDGET

**DEBT SERVICE FUNDS**

**CITY OF ANTIOCH  
2017-19 OPERATING BUDGET**



**DEBT SERVICE FUNDS**

The City maintains one Debt Service fund to account for debt obligations of the general government. The following fund account for debt service activity for the Honeywell lighting project.

**HONEYWELL DEBT SERVICE FUND (416)** – In 2009, the City entered into a lease agreement with Bank of America for funding of interior building lighting retrofit, and street and park lighting retrofit. The project is being completed by Honeywell. Funds to pay for the lease are from energy savings generated from the specific projects. The final lease payment is due July 2020.

<b>HONEYWELL DEBT SERVICE (FUND 416)</b>								
<b>Statement of Revenues, Expenditures and Change in Fund Balance</b>								
	<b>2014-15</b>	<b>2015-16</b>	<b>2016-17</b>	<b>2016-17</b>	<b>2017-18</b>	<b>%</b>	<b>2018-19</b>	<b>%</b>
	<b>Actual</b>	<b>Actual</b>	<b>Budget</b>	<b>Revised</b>	<b>Proposed</b>	<b>Change</b>	<b>Proposed</b>	<b>Change</b>
<b>Beginning Balance, July 1</b>	<b>\$0</b>	<b>\$0</b>	<b>\$0</b>	<b>\$0</b>	<b>\$0</b>		<b>\$0</b>	
<b>Revenue Source:</b>								
Transfers In	521,729	527,374	533,076	533,076	538,834	1%	544,651	1%
<b>Total Revenues</b>	<b>521,729</b>	<b>527,374</b>	<b>533,076</b>	<b>533,076</b>	<b>538,834</b>	<b>1%</b>	<b>544,651</b>	<b>1%</b>
<b>Expenditures:</b>								
Debt Service	521,729	527,374	533,076	533,076	538,834	1%	544,651	1%
<b>Total Expenditures</b>	<b>521,729</b>	<b>527,374</b>	<b>533,076</b>	<b>533,076</b>	<b>538,834</b>	<b>1%</b>	<b>544,651</b>	<b>1%</b>
<b>Ending Balance, June 30</b>	<b>\$0</b>	<b>\$0</b>	<b>\$0</b>	<b>\$0</b>	<b>\$0</b>		<b>\$0</b>	

**CITY OF ANTIOCH  
2017-19 OPERATING BUDGET**

**ENTERPRISE FUNDS**

**CITY OF ANTIOCH  
2017-19 OPERATING BUDGET**



**ENTERPRISE FUNDS**

The City maintains six enterprise funds. Operating revenues and expenses of these funds generally result from providing services in connection with the fund's principal ongoing operations. Below is a summary of the City's Enterprise Funds.

<b>SUMMARY OF ENTERPRISE FUNDS</b>								
<b>Fund</b>	<b>Fund #</b>	<b>Estimated Balance 7/1/17</b>	<b>Proposed Revenues</b>	<b>Proposed Expenditures</b>	<b>Estimated Balance 6/30/18</b>	<b>Proposed Revenues</b>	<b>Proposed Expenditures</b>	<b>Estimated Balance 6/30/19</b>
Water	611	\$8,667,189	\$28,229,997	\$33,063,959	\$3,833,227	\$29,280,865	\$33,867,508	(\$753,416)
Water System Improvement	612	2,163,674	268,800	808,759	1,623,715	265,800	808,805	1,080,710
Sewer	621	7,011,161	5,976,920	6,429,662	6,558,419	6,213,957	7,392,943	5,379,433
Sewer System Improvement	622	707,742	132,750	208,225	632,267	130,250	208,336	554,181
Marina	631	(86,640)	1,018,670	1,264,652	(332,622)	739,298	853,464	(446,788)
Prewett Park	641	(734,523)	1,352,800	1,352,330	(734,053)	1,405,300	1,405,805	(734,558)
<b>Total Enterprise Funds</b>		<b>\$17,728,602</b>	<b>\$36,979,937</b>	<b>\$43,127,587</b>	<b>\$11,580,952</b>	<b>\$38,035,470</b>	<b>\$44,536,861</b>	<b>\$5,079,561</b>

**NOTE:** Negative balances are due to the recognition of Enterprise Fund share of City Net Pension Liability with the implementation of GASB68.



**CITY OF ANTIOCH  
2017-19 OPERATING BUDGET**



**ENTERPRISE FUNDS**

**WATER FUND (611)**

The Water Fund is a Public Works Enterprise Fund that accounts for the revenues and expenditures related to providing water service through more than 31,000 service connections throughout Antioch to more than 100,000 consumers. The cost of treating the water, transporting it and maintaining the distribution infrastructure, including 326 miles of mainlines is also accounted for in this fund.

<b>WATER FUND SUMMARY (FUND 611)</b>								
<b>Statement of Revenues, Expenditures and Change in Net Position</b>								
	<b>2014-15</b>	<b>2015-16</b>	<b>2016-17</b>	<b>2016-17</b>	<b>2017-18</b>	<b>%</b>	<b>2018-19</b>	<b>%</b>
	<b>Actual</b>	<b>Actual</b>	<b>Budget</b>	<b>Revised</b>	<b>Proposed</b>	<b>Change</b>	<b>Proposed</b>	<b>Change</b>
<b>Beginning Balance, July 1</b>	<b>\$11,602,799</b>	<b>\$13,923,112</b>	<b>\$18,567,655</b>	<b>\$10,675,070</b>	<b>\$8,667,189</b>		<b>\$3,833,227</b>	
<b>Revenue Source:</b>								
Investment Income	192,981	384,052	30,000	140,000	50,000	-64%	25,000	-50%
Charges for Services	24,429,855	26,191,638	31,049,696	27,392,968	28,177,531	3%	29,236,992	4%
Other	59,753	62,467	5,000	5,000	2,466	-51%	18,873	665%
Transfer in from General Fund	0	0	0	235,800	0	-100%	0	0%
<b>Total Revenues:</b>	<b>24,682,589</b>	<b>26,638,157</b>	<b>31,084,696</b>	<b>27,773,768</b>	<b>28,229,997</b>	<b>2%</b>	<b>29,280,865</b>	<b>4%</b>
<b>Expenditures:</b>								
Personnel	4,788,812	4,606,931	6,963,440	5,268,070	6,923,000	31%	7,397,980	7%
Services & Supplies	15,355,992	15,005,402	23,436,141	16,652,297	22,799,227	37%	23,024,840	1%
Capital Projects	683,579	1,161,659	6,890,065	6,181,584	2,000,000	-68%	2,015,000	1%
Transfers Out	661,524	277,148	640,962	615,704	311,013	-49%	327,612	5%
Internal Services	872,369	942,474	1,046,673	1,063,995	1,030,719	-3%	1,102,076	7%
<b>Total Expenditures</b>	<b>22,362,276</b>	<b>21,993,614</b>	<b>38,977,281</b>	<b>29,781,650</b>	<b>33,063,959</b>	<b>11%</b>	<b>33,867,508</b>	<b>2%</b>
<b>Ending Balance with Net Pension Liability*</b>	<b>\$13,923,112</b>	<b>\$18,567,655</b>	<b>\$10,675,070</b>	<b>\$8,667,189</b>	<b>\$3,833,227</b>		<b>(\$753,416)</b>	
<b>Net Pension Liability (NPL)*</b>	<b>9,841,165</b>	<b>10,332,695</b>	<b>10,332,695</b>	<b>10,332,695</b>	<b>10,332,695</b>		<b>10,332,695</b>	
<b>Ending Balance without NPL</b>	<b>\$23,764,277</b>	<b>\$28,900,350</b>	<b>\$21,007,765</b>	<b>\$18,999,884</b>	<b>\$14,165,922</b>		<b>\$9,579,279</b>	

\*With implementation of GASB68 in FY15, City is now required to book NPL to fund, thus decreasing net position by the amount of the liability. NPL amount the same for FY16-FY19 as the amount is not calculated each fiscal year until after the year end closes and audit completed.

**CITY OF ANTIOCH  
2017-19 OPERATING BUDGET**



**ENTERPRISE FUNDS**

**WATER FUND (611) (Continued)**

<b>WATER FUND SUMMARY OF STAFFING</b>			
	<b>Funded 2016-17</b>	<b>Funded 2017-18</b>	<b>Funded 2018-19</b>
<b>Funded FTE's:</b>			
Water Supervision	6.58	6.68	6.68
Water Production	11.00	11.00	11.00
Water Distribution	26.75	26.75	26.75
Water Meter Reading	2.00	2.00	2.00
Warehouse & Central Stores	1.60	1.60	1.60
Water Public Buildings & Facilities	0.75	0.75	0.75
<b>Total Funded FTE's</b>	<b>48.68</b>	<b>48.78</b>	<b>48.78</b>

The Water Fund includes the following programs: Water Supervision, Water Production, Water Distribution, Meter Reading, Warehouse & Central Stores, and Capital Projects.

**CITY OF ANTIOCH  
2017-19 OPERATING BUDGET**



**ENTERPRISE FUNDS**

**WATER SUPERVISION (611-2310)**

Water Supervision provides for administration and management for the treatment, production and distribution of treated water, as well as the City's Meter Reading, Backflow Prevention programs and the City's Central Stores Operation. Personnel provide effective leadership, direction, planning, work scheduling, participation in and monitoring of an effective employee safety training program; prepare annual budgets; annual, monthly and quarterly reports; maintain and oversee compliance with Local, State, Federal, Department of Health regulations and AWWA standards including water quality; oversee mandated programs and ensure guidelines for compliance for valve turning, hydrant flushing and backflow prevention programs. Managers evaluate employee performance; monitor division activities and budgets; develop and implement innovative programs designed to improve department efficiency and effectiveness; develop bid specifications; monitor contract work for compliance; and respond to citizen inquiries. This activity is also responsible for administering the activities associated with the State of California Underground Storage Tank Cleanup Fund and the Public Works Maintenance Management System.

<b>WATER SUPERVISION (611-2310)</b>								
	<b>2014-15 Actual</b>	<b>2015-16 Actual</b>	<b>2016-17 Budget</b>	<b>2016-17 Revised</b>	<b>2017-18 Proposed</b>	<b>% Change</b>	<b>2018-19 Proposed</b>	<b>% Change</b>
<b>Sources of Funds:</b>								
Charges for Services	24,098,098	25,772,733	30,761,696	27,104,968	27,889,531	3%	28,948,992	4%
Investment Income	192,981	384,052	30,000	140,000	50,000	-64%	25,000	-50%
Other	17,289	39,419	5,000	5,000	2,466	-51%	18,873	665%
Transfer In – General Fund	0	0	0	235,800	0	-100%	0	0%
<b>Total Source of Funds</b>	<b>24,308,368</b>	<b>26,196,204</b>	<b>30,796,696</b>	<b>27,485,768</b>	<b>27,941,997</b>	<b>2%</b>	<b>28,992,865</b>	<b>4%</b>
<b>Use of Funds:</b>								
Personnel	911,613	984,101	1,285,110	1,097,062	1,273,430	16%	1,350,273	6%
Services & Supplies	460,618	639,310	771,865	739,924	764,813	3%	800,232	5%
Transfers Out	661,524	277,148	640,962	615,704	311,013	-49%	327,612	5%
Internal Services	833,948	899,194	997,952	1,014,365	980,917	-3%	1,048,828	7%
<b>Total Use of Funds</b>	<b>2,867,703</b>	<b>2,799,753</b>	<b>3,695,889</b>	<b>3,467,055</b>	<b>3,330,173</b>	<b>-4%</b>	<b>3,526,945</b>	<b>6%</b>
Funded FTE's	6.17	6.17	6.17	6.58	6.68		6.68	

**CITY OF ANTIOCH  
2017-19 OPERATING BUDGET**



**ENTERPRISE FUNDS**

**WATER FUND (611) (Continued)**

**WATER PRODUCTION (611-2320)**

Within Water Production, funds are allocated to provide water treatment operations, impounding dam and reservoir booster pumping, raw water pumping from the San Joaquin River and the Contra Costa Canal. Also included in this activity are laboratory work, all fresh water storage reservoirs and all chemical and electrical costs.

<b>WATER PRODUCTION (611-2320)</b>								
	<b>2014-15 Actual</b>	<b>2015-16 Actual</b>	<b>2016-17 Budget</b>	<b>2016-17 Revised</b>	<b>2017-18 Proposed</b>	<b>% Change</b>	<b>2018-19 Proposed</b>	<b>% Change</b>
<b>Sources of Funds:</b>								
Other	42,464	18,645	0	0	0	0%	0	0%
<b>Total Source of Funds</b>	<b>42,464</b>	<b>18,645</b>	<b>0</b>	<b>0</b>	<b>0</b>	<b>0%</b>	<b>0</b>	<b>0%</b>
<b>Use of Funds:</b>								
Personnel	1,456,177	1,270,766	1,764,765	1,342,120	1,781,350	33%	1,902,591	7%
Services & Supplies	11,938,266	10,875,677	18,110,276	11,270,381	17,331,263	54%	17,856,977	3%
<b>Total Use of Funds</b>	<b>13,394,443</b>	<b>12,146,443</b>	<b>19,875,041</b>	<b>12,612,501</b>	<b>19,112,613</b>	<b>52%</b>	<b>19,759,568</b>	<b>3%</b>
Funded FTE's	11.00	11.00	11.00	11.00	11.00		11.00	

**CITY OF ANTIOCH  
2017-19 OPERATING BUDGET**



**ENTERPRISE FUNDS**

**WATER FUND (611) (Continued)**

**WATER DISTRIBUTION (611-2330)**

This Program is charged with the responsibility of maintaining the City's treated and raw water distribution systems in safe and serviceable conditions, administering a Water Conservation Program focused on providing residential, commercial and irrigation customers with education and assistance to conserve the City's treated water supply. The system delivers treated water to residential, commercial and irrigation customers. Personnel maintain approximately 383 miles of water main, over 31,000 service connections and meters, over 2,400 backflow prevention devices, maintain, repair and flush approximately 3,443 fire hydrants and exercise system valves. Personnel staff a 24-hour Stand-by System to respond to emergency calls.

<b>WATER DISTRIBUTION (611-2330)</b>								
	<b>2014-15 Actual</b>	<b>2015-16 Actual</b>	<b>2016-17 Budget</b>	<b>2016-17 Revised</b>	<b>2017-18 Proposed</b>	<b>% Change</b>	<b>2018-19 Proposed</b>	<b>% Change</b>
<b>Source of Funds:</b>								
Charges for Services	19,481	49,247	8,000	8,000	8,000	0%	8,000	0%
<b>Total Source of Funds</b>	<b>19,481</b>	<b>49,247</b>	<b>8,000</b>	<b>8,000</b>	<b>8,000</b>	<b>0%</b>	<b>8,000</b>	<b>0%</b>
<b>Use of Funds:</b>								
Personnel	2,001,248	1,906,175	3,242,558	2,270,941	3,239,170	43%	3,469,686	7%
Services & Supplies	2,431,235	2,974,060	3,700,837	3,787,927	3,944,786	4%	3,590,106	-9%
<b>Total Use of Funds</b>	<b>4,432,483</b>	<b>4,880,235</b>	<b>6,943,395</b>	<b>6,058,868</b>	<b>7,183,956</b>	<b>19%</b>	<b>7,059,792</b>	<b>-2%</b>
Funded FTE's	25.25	26.75	26.75	26.75	26.75		26.75	

**CITY OF ANTIOCH  
2017-19 OPERATING BUDGET**



**ENTERPRISE FUNDS**

**WATER FUND (611) (Continued)**

**METER READING (611-2340)**

Personnel assigned to the meter reading activity are primarily responsible for reading approximately 31,700 water meters each month. Additionally, staff responds to meter related problems such as leaks, replacement of broken or missing meter boxes and lids, turning on and off water at the request of the City's Finance Department, installation of new services, replacement of defective or vandalized meters, replacement of meter transponders, respond to customer requests for billing information and distributes water conservation information.

<b>METER READING (611-2340)</b>								
	<b>2014-15 Actual</b>	<b>2015-16 Actual</b>	<b>2016-17 Budget</b>	<b>2016-17 Revised</b>	<b>2017-18 Proposed</b>	<b>% Change</b>	<b>2018-19 Proposed</b>	<b>% Change</b>
<b>Use of Funds:</b>								
Personnel	206,334	240,740	256,877	264,596	277,644	5%	293,629	6%
Services & Supplies	186,143	129,497	553,371	553,886	459,720	-17%	478,356	4%
<b>Total Use of Funds</b>	<b>392,477</b>	<b>370,237</b>	<b>810,248</b>	<b>818,482</b>	<b>737,364</b>	<b>-10%</b>	<b>771,985</b>	<b>5%</b>
Funded FTE's	2.00	2.00	2.00	2.00	2.00		2.00	

**CITY OF ANTIOCH  
2017-19 OPERATING BUDGET**



**ENTERPRISE FUNDS**

**WATER FUND (611) (Continued)**

**WAREHOUSE & CENTRAL STORES (611-2620)**

Warehouse and Central Stores is responsible for the procurement, storage and distribution of stock and nonstock items used by the City's various departments and operations, and is the receiving and distribution point for all supplies purchased. This program also provides a variety of other services to departments, such as fire extinguisher service and lock and key repair services.

<b>WAREHOUSE &amp; CENTRAL STORES (611-2620)</b>								
	<b>2014-15 Actual</b>	<b>2015-16 Actual</b>	<b>2016-17 Budget</b>	<b>2016-17 Revised</b>	<b>2017-18 Proposed</b>	<b>% Change</b>	<b>2018-19 Proposed</b>	<b>% Change</b>
<b>Source of Funds:</b>								
Charges for Services	312,276	369,348	280,000	280,000	280,000	0%	280,000	0%
<b>Total Source of Funds</b>	<b>312,276</b>	<b>369,348</b>	<b>280,000</b>	<b>280,000</b>	<b>280,000</b>	<b>0%</b>	<b>280,000</b>	<b>0%</b>
<b>Use of Funds:</b>								
Personnel	152,737	149,574	178,806	171,875	184,713	7%	197,671	7%
Services & Supplies	339,730	386,858	299,791	300,178	298,645	-1%	299,169	0%
Internal Services	38,421	43,280	48,721	49,630	49,802	0%	53,248	7%
<b>Total Use of Funds</b>	<b>530,888</b>	<b>579,712</b>	<b>527,318</b>	<b>521,683</b>	<b>533,160</b>	<b>2%</b>	<b>550,088</b>	<b>3%</b>
Funded FTE's	1.60	1.60	1.60	1.60	1.60		1.60	

**CITY OF ANTIOCH  
2017-19 OPERATING BUDGET**



**ENTERPRISE FUNDS**

**WATER FUND (611) (Continued)**

**WATER CAPITAL PROJECTS (611-2550)**

<b>WATER PUBLIC BUILDINGS AND FACILITIES - CIP (611-2550)</b>								
	<b>2014-15</b>	<b>2015-16</b>	<b>2016-17</b>	<b>2016-17</b>	<b>2017-18</b>	<b>%</b>	<b>2018-19</b>	<b>%</b>
	<b>Actual</b>	<b>Actual</b>	<b>Budget</b>	<b>Revised</b>	<b>Proposed</b>	<b>Change</b>	<b>Proposed</b>	<b>Change</b>
<b>Use of Funds:</b>								
Personnel	60,703	55,575	235,324	121,476	166,693	33%	184,130	10%
Monitoring Wells	20,229	0	0	0	0	0%	0	0%
Water Studies & Planning	36,395	78,896	131,764	175,000	300,000	71%	175,000	-42%
Water Plant Solids Handling Improv.	0	0	0	0	0	0%	500,000	100%
Raw Water Supply	54	0	0	0	0	0%	0	0%
WTP Drainage Capture	0	0	0	0	100,000	100%	0	-100%
Canal Pump No 4 Improvements	329,757	241,014	0	0	0	0%	0	0%
Inspection/assess 39 in raw wtr pipe	14,218	2,102	147,898	0	0	0%	0	0%
WTP Improvements	109,817	193,252	306,748	225,000	200,000	-11%	240,000	20%
Hillcrest Pump Station Rehab	0	0	100,000	287	0	-100%	0	0%
Cambridge Tank Expansion	38,624	0	0	0	0	0%	0	0%
Water Treatment Plant Renovation	0	0	0	0	950,000	100%	0	-100%
Sunset Booster Pump Station	25,155	27,303	822,697	822,697	0	-100%	0	0%
River Pumping Station Rehab	0	0	0	0	250,000	100%	0	-100%
WTP Electrical Upgrade	1,032	107,527	192,473	60,000	0	-100%	0	0%
Fulton Trash Enclosure	107,341	0	0	0	0	0%	0	0%
Wireless Communication Upgrade	0	0	50,000	0	0	0%	0	0%
Desalination Plant-High Purification	0	94,886	1,155,164	1,155,164	0	-100%	0	0%

Table continued on next page



**CITY OF ANTIOCH  
2017-19 OPERATING BUDGET**



**ENTERPRISE FUNDS**

**WATER FUND (611) (Continued)**

**WATER CAPITAL PROJECTS (611-2550) (Continued)**

<b>WATER PUBLIC BUILDINGS AND FACILITIES - CIP (611-2550)</b>								
	<b>2014-15 Actual</b>	<b>2015-16 Actual</b>	<b>2016-17 Budget</b>	<b>2016-17 Revised</b>	<b>2017-18 Proposed</b>	<b>% Change</b>	<b>2018-19 Proposed</b>	<b>% Change</b>
<b>Use of Funds (Continued):</b>								
Cathodic Assessment Project	0	22,310	177,690	177,690	200,000	13%	100,000	-50%
Zone 1 Transmission Pipeline Rehab	0	60,115	739,885	500,000	0	-100%	0	0%
WTP Disinfection Improvements	0	334,254	3,065,746	3,065,746	0	-100%	0	0%
WTP Applied Channel Rehabilitation	0	0	0	0	0	0%	1,000,000	100%
Direct Raw Water Connection w/Scada	957	0	0	0	0	0%	0	0%
<b>Total Use of Funds</b>	<b>744,282</b>	<b>1,217,234</b>	<b>7,125,389</b>	<b>6,303,060</b>	<b>2,166,693</b>	<b>-66%</b>	<b>2,199,130</b>	<b>1%</b>
Funded FTE's	0.75	0.75	0.75	0.75	0.75		0.75	

**CITY OF ANTIOCH  
2017-19 OPERATING BUDGET**



**ENTERPRISE FUNDS**

**WATER SYSTEM IMPROVEMENT (612)**

Fees are collected from developers to fund offsite or oversize facilities in three areas: water storage, plant expansion and other facilities including oversized mains.

<b>WATER SYSTEM IMPROVEMENT (FUND 612) Statement of Revenues, Expenditures and Change in Net Position</b>								
	<b>2014-15 Actual</b>	<b>2015-16 Actual</b>	<b>2016-17 Budget</b>	<b>2016-17 Revised</b>	<b>2017-18 Proposed</b>	<b>% Change</b>	<b>2018-19 Proposed</b>	<b>% Change</b>
<b>Beginning Balance, July 1</b>	<b>\$3,875,063</b>	<b>\$4,180,807</b>	<b>\$3,022,422</b>	<b>\$3,022,422</b>	<b>\$2,163,674</b>		<b>\$1,623,715</b>	
<b>Revenue Source:</b>								
Current Service Charges	594,197	226,400	752,840	400,000	260,800	-35%	260,800	0%
Investment Income	28,629	48,654	35,000	10,000	8,000	-20%	5,000	-38%
<b>Total Revenues</b>	<b>622,826</b>	<b>275,054</b>	<b>787,840</b>	<b>410,000</b>	<b>268,800</b>	<b>-34%</b>	<b>265,800</b>	<b>-1%</b>
<b>Expenditures:</b>								
Services & Supplies	8,733	8,576	7,000	7,000	7,000	0%	7,000	0%
WTP Drainage Capture	0	0	500,000	0	0	0%	0	0%
WTP Electrical Upgrade	0	0	1,000,000	1,000,000	0	-100%	0	0%
Water Main Replacement	306,713	1,423,153	1,273,847	260,000	800,000	208%	800,000	0%
Internal Services	1,636	1,710	1,748	1,748	1,759	1%	1,805	3%
<b>Total Expenditures</b>	<b>317,082</b>	<b>1,433,439</b>	<b>2,782,595</b>	<b>1,268,748</b>	<b>808,759</b>	<b>-36%</b>	<b>808,805</b>	<b>0%</b>
<b>Ending Balance, June 30</b>	<b>\$4,180,807</b>	<b>\$3,022,422</b>	<b>\$1,027,667</b>	<b>\$2,163,674</b>	<b>\$1,623,715</b>		<b>\$1,080,710</b>	

**CITY OF ANTIOCH  
2017-19 OPERATING BUDGET**



**ENTERPRISE FUNDS**

**SEWER FUND (621)**

The Sewer Fund is a Public Works Enterprise Fund that accounts for the revenues and expenditures related to providing wastewater collection, storm drain and channel maintenance services for the City of Antioch.

<b>SEWER FUND SUMMARY (FUND 621)</b>								
<b>Statement of Revenues, Expenditures and Change in Net Position</b>								
	<b>2014-15 Actual</b>	<b>2015-16 Actual</b>	<b>2016-17 Budget</b>	<b>2016-17 Revised</b>	<b>2017-18 Proposed</b>	<b>% Change</b>	<b>2018-19 Proposed</b>	<b>% Change</b>
<b>Beginning Balance, July 1</b>	<b>\$8,981,811</b>	<b>\$8,794,952</b>	<b>\$9,795,347</b>	<b>\$9,795,347</b>	<b>\$7,011,161</b>		<b>\$6,558,419</b>	
<b>Revenue Source:</b>								
Investment Income	89,744	169,446	30,000	50,000	50,000	0%	50,000	0%
Charges for Services	5,012,817	5,394,985	5,698,000	5,698,000	5,925,920	4%	6,162,957	4%
Other	32,464	13,619	1,000	9,252	1,000	-89%	1,000	0%
Transfer in – General Fund	0	0	0	157,200	0	-100%	0	0%
<b>Total Revenues</b>	<b>5,135,025</b>	<b>5,578,050</b>	<b>5,729,000</b>	<b>5,914,452</b>	<b>5,976,920</b>	<b>1%</b>	<b>6,213,957</b>	<b>4%</b>
<b>Expenditures:</b>								
Personnel	1,890,728	2,161,714	3,357,830	2,685,422	3,289,953	23%	3,529,283	7%
Services & Supplies	2,186,553	1,912,289	2,555,211	2,576,086	2,472,602	-4%	2,513,672	2%
Capital Projects	425,056	49,766	3,071,882	2,150,858	150,000	-93%	800,000	433%
Transfers Out	649,417	264,910	978,592	1,058,774	298,510	-72%	314,974	6%
Internal Services	170,130	188,976	225,049	227,498	218,597	-4%	235,014	8%
<b>Total Expenditures</b>	<b>5,321,884</b>	<b>4,577,655</b>	<b>10,188,564</b>	<b>8,698,638</b>	<b>6,429,662</b>	<b>-26%</b>	<b>7,392,943</b>	<b>15%</b>
<b>Ending Balance with Net Pension Liability*</b>	<b>\$8,794,952</b>	<b>\$9,795,347</b>	<b>\$5,335,783</b>	<b>\$7,011,161</b>	<b>\$6,558,419</b>		<b>\$5,379,433</b>	
<b>Net Pension Liability (NPL)*</b>	<b>3,685,942</b>	<b>3,959,149</b>	<b>3,959,149</b>	<b>3,959,149</b>	<b>3,959,149</b>		<b>3,959,149</b>	
<b>Ending Balance without NPL</b>	<b>\$12,480,894</b>	<b>\$13,754,496</b>	<b>\$9,294,932</b>	<b>\$10,970,310</b>	<b>\$10,517,568</b>		<b>\$9,338,582</b>	

\*With implementation of GASB68 in FY15, City is now required to book NPL to fund, thus decreasing net position by the amount of the liability. NPL amount the same for FY16-FY19 as the amount is not calculated each fiscal year until after the year end closes and audit completed.

**CITY OF ANTIOCH  
2017-19 OPERATING BUDGET**



**ENTERPRISE FUNDS**

**SEWER FUND (621) (Continued)**

<b>SEWER FUND SUMMARY OF STAFFING</b>			
	<b>Funded 2016-17</b>	<b>Funded 2017-18</b>	<b>Funded 2018-19</b>
<b>Funded FTE's:</b>			
Wastewater Supervision	3.66	3.56	3.56
Wastewater Collection	21.14	21.14	21.14
Wastewater CIP	0.75	0.75	0.75
<b>Total Funded FTE's:</b>	<b>25.55</b>	<b>25.45</b>	<b>25.45</b>

The Sewer Fund includes the following programs: Wastewater Supervision, Wastewater Collection, and Sewer Capital Projects.

**CITY OF ANTIOCH  
2017-19 OPERATING BUDGET**



**ENTERPRISE FUNDS**

**SEWER FUND (621) (Continued)**

**WASTEWATER SUPERVISION (621-2210)**

Wastewater Supervision is responsible for providing administrative and managerial functions to the City's wastewater collections system. This function provides direct supervision for Wastewater Collections and Storm Drain and Channel Maintenance. Personnel provide effective leadership; direction; planning; work scheduling; participation and monitoring of an effective employee safety training program; prepare annual budgets; monthly and quarterly reports; maintain and oversee compliance with State, Federal and Health Department regulations; oversee and evaluate employee performance; monitor division activities and budgets; implement innovative programs to improve efficiency and over all effectiveness; develop bid specifications; arrange for and monitor contract work for compliance. This function is responsible to participate in and ensure compliance with the State's newly mandated program for monitoring and reporting sewer system overflows (SSO's).

<b>SEWER-WASTEWATER SUPERVISION (621-2210)</b>								
	<b>2014-15 Actual</b>	<b>2015-16 Actual</b>	<b>2016-17 Budget</b>	<b>2016-17 Revised</b>	<b>2017-18 Proposed</b>	<b>% Change</b>	<b>2018-19 Proposed</b>	<b>% Change</b>
<b>Source of Funds:</b>								
Investment Income	89,744	169,446	30,000	50,000	50,000	0%	50,000	0%
Charges for Service	5,012,701	5,387,246	5,698,000	5,698,000	5,925,920	4%	6,162,957	4%
Other	15,944	4,077	0	0	0	0%	0	0%
Transfer In – General Fund	0	0	0	157,200	0	-100%	0	0%
<b>Total Source of Funds</b>	<b>5,118,389</b>	<b>5,560,769</b>	<b>5,728,000</b>	<b>5,905,200</b>	<b>5,975,920</b>	<b>1%</b>	<b>6,212,957</b>	<b>4%</b>
<b>Use of Funds:</b>								
Personnel	309,509	312,995	682,634	331,892	571,100	72%	611,711	7%
Services & Supplies	162,825	207,014	206,052	206,436	235,368	14%	244,487	4%
Transfers Out	649,417	264,910	978,592	1,058,774	298,510	-72%	314,974	6%
Internal Services	170,130	188,976	225,049	227,498	218,597	-4%	235,014	8%
<b>Total Use of Funds</b>	<b>1,291,881</b>	<b>973,895</b>	<b>2,092,327</b>	<b>1,824,600</b>	<b>1,323,575</b>	<b>-27%</b>	<b>1,406,186</b>	<b>6%</b>
Funded FTE's	3.39	3.24	3.24	3.66	3.56		3.56	

**CITY OF ANTIOCH  
2017-19 OPERATING BUDGET**



**ENTERPRISE FUNDS**

**SEWER FUND (621) (Continued)**

**WASTEWATER COLLECTION (621-2220)**

The Wastewater Collection activity is primarily responsible for maintaining an estimated 319 miles of sanitary sewer system and approximately 31,700 residential and commercial sewer lateral connections. This program also performs through contract, root foaming, manhole rehabilitation, infiltration control, spot repairs and cleaning of larger trunk lines. Employees in this activity have begun a comprehensive program of televising, archiving and benchmarking the overall condition of the sewer system infrastructure. Information will be used to establish maintenance requirements, the need for repairs and development of CIP projects. Personnel also assist in staffing an alternative work shift and 24-hour Stand-by system that responds to emergency after hour calls for service.

<b>SEWER-WASTEWATER COLLECTION (621-2220)</b>								
	<b>2014-15 Actual</b>	<b>2015-16 Actual</b>	<b>2016-17 Budget</b>	<b>2016-17 Revised</b>	<b>2017-18 Proposed</b>	<b>% Change</b>	<b>2018-19 Proposed</b>	<b>% Change</b>
<b>Source of Funds:</b>								
Charges for Service	116	7,739	0	0	0	0%	0	0%
Other	16,520	9,542	1,000	9,252	1,000	-89%	1,000	0%
<b>Total Source of Funds</b>	<b>16,636</b>	<b>17,281</b>	<b>1,000</b>	<b>9,252</b>	<b>1,000</b>	<b>-89%</b>	<b>1,000</b>	<b>0%</b>
<b>Use of Funds:</b>								
Personnel	1,519,971	1,777,075	2,439,874	2,228,554	2,552,160	15%	2,733,442	7%
Services & Supplies	2,023,728	1,705,275	2,349,159	2,369,650	2,237,234	-6%	2,269,185	1%
<b>Total Use of Funds</b>	<b>3,543,699</b>	<b>3,482,350</b>	<b>4,789,033</b>	<b>4,598,204</b>	<b>4,789,394</b>	<b>4%</b>	<b>5,002,627</b>	<b>4%</b>
Funded FTE's	20.14	21.14	21.14	21.14	21.14		21.14	

**CITY OF ANTIOCH  
2017-19 OPERATING BUDGET**



**ENTERPRISE FUNDS**

**SEWER FUND (621) (Continued)**

**SEWER CAPITAL PROJECTS (621-2570)**

The following capital projects are to be expended from the Sewer Fund:

<b>SEWER-WASTEWATER COLLECTION CAPITAL PROJECTS (621-2570)</b>								
	<b>2014-15 Actual</b>	<b>2015-16 Actual</b>	<b>2016-17 Budget</b>	<b>2016-17 Revised</b>	<b>2017-18 Proposed</b>	<b>% Change</b>	<b>2018-19 Proposed</b>	<b>% Change</b>
<b>Use of Funds:</b>								
Personnel	61,248	71,644	235,322	124,976	166,693	33%	184,130	10%
Monitoring Wells	20,160	0	0	0	0	0%	0	0%
Fulton Trash Enclosure	107,341	0	0	0	0	0%	0	0%
Country Hills Sewer Main Rep.	297,339	11,648	0	0	0	0%	0	0%
Trenchless Rehabilitation	216	9,142	1,950,858	1,950,858	0	-100%	800,000	100%
Corrosion Rehab	216	28,976	1,121,024	200,000	150,000	-25%	0	-100%
<b>Total Use of Funds</b>	<b>486,520</b>	<b>121,410</b>	<b>3,307,204</b>	<b>2,275,834</b>	<b>316,693</b>	<b>-86%</b>	<b>984,130</b>	<b>211%</b>
Funded FTE's	0.75	0.75	0.75	0.75	0.75		0.75	

**CITY OF ANTIOCH  
2017-19 OPERATING BUDGET**



**ENTERPRISE FUNDS**

**SEWER SYSTEM IMPROVEMENT (622)**

Sewer Facility Expansion Fund is set up to track the development fees collected from developers to fund offsite or to oversize sewer facilities and replace inadequate sewers.

<b>SEWER SYSTEM IMPROVEMENT (FUND 622)</b>								
<b>Statement of Revenues, Expenditures and Change in Net Position</b>								
	2014-15 Actual	2015-16 Actual	2016-17 Budget	2016-17 Revised	2017-18 Proposed	% Change	2018-19 Proposed	% Change
<b>Beginning Balance, July 1</b>	<b>\$3,223,647</b>	<b>\$1,437,928</b>	<b>\$1,471,784</b>	<b>\$1,471,784</b>	<b>\$707,742</b>		<b>\$632,267</b>	
<b>Revenue Source:</b>								
Current Service Charges	246,197	143,883	370,475	400,000	127,750	-68%	127,750	0%
Investment Income	14,704	18,442	25,000	7,000	5,000	-29%	2,500	-50%
Other	0	11,408	0	0	0	0%	0	0%
<b>Total Revenues</b>	<b>260,901</b>	<b>173,733</b>	<b>395,475</b>	<b>407,000</b>	<b>132,750</b>	<b>-67%</b>	<b>130,250</b>	<b>-2%</b>
<b>Expenditures:</b>								
Personnel	1,813	0	0	0	0	0%	0	0%
Services & Supplies	24,895	4,883	56,791	56,791	56,877	0%	56,925	0%
NE Annexation Sewer	5,654	515	0	0	0	0%	0	0%
L St Sewer Main Replacement	5,772	1,838	792,391	794,228	0	-100%	0	0%
Sewer Main Replacement	2,007,311	131,348	318,652	318,652	150,000	-53%	150,000	0%
Internal Services	1,175	1,293	1,319	1,371	1,348	-2%	1,411	5%
<b>Total Expenditures</b>	<b>2,046,620</b>	<b>139,877</b>	<b>1,169,153</b>	<b>1,171,042</b>	<b>208,225</b>	<b>-82%</b>	<b>208,336</b>	<b>0%</b>
<b>Ending Balance, June 30</b>	<b>\$1,437,928</b>	<b>\$1,471,784</b>	<b>\$698,106</b>	<b>\$707,742</b>	<b>\$632,267</b>		<b>\$554,181</b>	



**CITY OF ANTIOCH  
2017-19 OPERATING BUDGET**



**ENTERPRISE FUNDS**

**MARINA FUND (631)**

The Marina Fund accounts for the revenues and expenditures related to operating and maintaining a municipal Marina for the City of Antioch.

<b>MARINA FUND SUMMARY (FUND 631)</b>								
<b>Statement of Revenues, Expenditures and Change in Net Position</b>								
	<b>2014-15</b>	<b>2015-16</b>	<b>2016-17</b>	<b>2016-17</b>	<b>2017-18</b>	<b>%</b>	<b>2018-19</b>	<b>%</b>
	<b>Actual</b>	<b>Actual</b>	<b>Budget</b>	<b>Revised</b>	<b>Proposed</b>	<b>Change</b>	<b>Proposed</b>	<b>Change</b>
<b>Beginning Balance, July 1</b>	<b>\$702,958</b>	<b>\$524,937</b>	<b>\$222,624</b>	<b>\$222,624</b>	<b>(\$86,640)</b>		<b>(\$332,622)</b>	
<b>Revenue Source:</b>								
Investment Income	7,226	9,421	250	2,075	250	-88%	250	0%
Charges for Services	528,491	471,361	596,000	457,804	598,420	31%	599,048	0%
Revenue from Other Agencies	0	185,313	31,835	31,835	400,000	1156%	0	-100%
Other	6,891	20,859	7,000	26,999	20,000	-26%	20,000	0%
Transfers In	0	0	228,910	0	0	0%	120,000	100%
<b>Total Revenues</b>	<b>542,608</b>	<b>686,954</b>	<b>863,995</b>	<b>518,713</b>	<b>1,018,670</b>	<b>96%</b>	<b>739,298</b>	<b>-27%</b>
<b>Expenses:</b>								
Personnel	181,544	187,617	224,724	240,459	252,388	5%	290,895	15%
Services & Supplies	178,625	164,632	272,612	215,990	276,758	28%	278,534	1%
Debt Service	286,546	286,240	261,853	261,853	261,847	0%	206,035	-21%
Capital Projects	11,469	283,160	434,335	34,335	400,000	1065%	0	-100%
Transfers Out	1,717	1,736	1,755	1,755	1,774	1%	1,793	1%
Internal Services	60,728	65,882	72,756	73,585	71,885	-2%	76,207	6%
<b>Total Expenses</b>	<b>720,629</b>	<b>989,267</b>	<b>1,268,035</b>	<b>827,977</b>	<b>1,264,652</b>	<b>53%</b>	<b>853,464</b>	<b>-33%</b>
<b>Ending Balance with Net Pension Liability*</b>	<b>\$524,937</b>	<b>\$222,624</b>	<b>(\$181,416)</b>	<b>(\$86,640)</b>	<b>(\$332,622)</b>		<b>(\$446,788)</b>	
<b>Net Pension Liability (NPL)*</b>	<b>424,193</b>	<b>448,124</b>	<b>448,124</b>	<b>448,124</b>	<b>448,124</b>		<b>448,124</b>	
<b>Ending Balance without NPL</b>	<b>\$949,130</b>	<b>\$670,748</b>	<b>\$266,708</b>	<b>\$361,484</b>	<b>\$115,502</b>		<b>\$1,336</b>	

\*With implementation of GASB68 in FY15, City is now required to book NPL to fund, thus decreasing net position by the amount of the liability. NPL amount the same for FY16-FY19 as the amount is not calculated each fiscal year until after the year end closes and audit completed.

**CITY OF ANTIOCH  
2017-19 OPERATING BUDGET**



**ENTERPRISE FUNDS**

**MARINA FUND (631) (Continued)**

<b>MARINA FUND SUMMARY OF STAFFING</b>			
<b>Funded FTE's:</b>	<b>Funded 2016-17</b>	<b>Funded 2017-18</b>	<b>Funded 2018-19</b>
Marina Administration	1.105	0.255	0.255
Marina Maintenance	0.850	1.700	1.700
Marina Boat Launch	0.300	0.300	0.300
<b>Total Funded FTE's:</b>	<b>2.255</b>	<b>2.255</b>	<b>2.255</b>

The Marina Fund includes the following programs: Marina Administration, Marina Maintenance, Marina Boat Launch and Marina Capital Projects.

**CITY OF ANTIOCH  
2017-19 OPERATING BUDGET**



**ENTERPRISE FUNDS**

**MARINA FUND (631) (Continued)**

**MARINA ADMINISTRATION FUND (631-2410)**

The Marina Administration is responsible for overseeing the management of a seven-day-a-week pleasure boat marina operation. Tasks include renting berths, monitoring occupancy, maintaining records, providing security, enforcing ordinances and State laws, collecting rents, selling fuel and oil, communicating with and supplying timely and accurate reports to State and local governmental agencies and providing various customer services. This activity is also responsible for managing the Marina leases and has been successful in seeking grants for marina improvements and operations.

<b>MARINA ADMINISTRATION (631-2410)</b>								
	<b>2014-15 Actual</b>	<b>2015-16 Actual</b>	<b>2016-17 Budget</b>	<b>2016-17 Revised</b>	<b>2017-18 Proposed</b>	<b>% Change</b>	<b>2018-19 Proposed</b>	<b>% Change</b>
<b>Sources of Funds:</b>								
Investment Income	7,226	9,421	250	2,075	250	-88%	250	0%
Charges for Service	511,303	452,424	573,000	434,804	575,420	32%	576,048	0%
Other	6,891	20,859	7,000	26,999	20,000	-26%	20,000	0%
Transfer in from General Fund	0	0	228,910	0	0	0%	120,000	100%
<b>Total Source of Funds</b>	<b>525,420</b>	<b>482,704</b>	<b>809,160</b>	<b>463,878</b>	<b>595,670</b>	<b>28%</b>	<b>716,298</b>	<b>20%</b>
<b>Use of Funds:</b>								
Personnel	39,766	80,105	54,333	53,829	55,486	3%	59,463	7%
Services & Supplies	144,675	134,336	237,062	180,478	240,808	33%	243,184	1%
Debt Service	286,546	286,240	261,853	261,853	261,847	0%	206,035	-21%
Transfers Out	1,717	1,736	1,755	1,755	1,774	1%	1,793	1%
Internal Services	60,728	65,882	72,756	73,585	71,885	-2%	76,207	6%
<b>Total Use of Funds</b>	<b>533,432</b>	<b>568,299</b>	<b>627,759</b>	<b>571,500</b>	<b>631,800</b>	<b>11%</b>	<b>586,682</b>	<b>-7%</b>
Funded FTE's	1.10	1.10	1.10	1.105	0.255		0.255	

**CITY OF ANTIOCH  
2017-19 OPERATING BUDGET**



**ENTERPRISE FUNDS**

**MARINA FUND (631) (Continued)**

**MARINA MAINTENANCE (631-2420)**

The Marina Maintenance activity provides for maintenance and repairs of the Marina facility. The main activity consists of general maintenance of Marina buildings, piers, docks and structures, including electrical, mechanical, plumbing and carpentry, upkeep of the grounds and landscaping, cleaning and maintaining the public and berth's restrooms and showers and the marina parking lot and pedestrian paths. Personnel from the Parks Division also provide limited support to Marina operations by assisting with landscape and vandalism problems as needed.

<b>MARINA MAINTENANCE (631-2420)</b>								
	<b>2014-15 Actual</b>	<b>2015-16 Actual</b>	<b>2016-17 Budget</b>	<b>2016-17 Revised</b>	<b>2017-18 Proposed</b>	<b>% Change</b>	<b>2018-19 Proposed</b>	<b>% Change</b>
<b>Use of Funds:</b>								
Personnel	129,178	94,048	154,111	169,930	166,872	-2%	195,321	17%
Services & Supplies	32,823	30,156	30,250	30,250	30,650	1%	30,050	-2%
<b>Total Use of Funds</b>	<b>162,001</b>	<b>124,204</b>	<b>184,361</b>	<b>200,180</b>	<b>197,522</b>	<b>-1%</b>	<b>225,371</b>	<b>14%</b>
Funded FTE's	0.85	0.85	0.85	0.85	1.70		1.70	

**CITY OF ANTIOCH  
2017-19 OPERATING BUDGET**



**ENTERPRISE FUNDS**

**MARINA FUND (631) (Continued)**

**MARINA CAPITAL PROJECTS (631-2510)**

The purpose of this division is to account for the implementation of capital projects at the Antioch Marina Facility, maintaining and upgrading the City's capital investment in the Marina infrastructure and land.

<b>MARINA CAPITAL PROJECTS (631-2510)</b>								
	<b>2014-15 Actual</b>	<b>2015-16 Actual</b>	<b>2016-17 Budget</b>	<b>2016-17 Revised</b>	<b>2017-18 Proposed</b>	<b>% Change</b>	<b>2018-19 Proposed</b>	<b>% Change</b>
<b>Sources of Funds:</b>								
Revenue from other Agencies	0	185,313	31,835	31,835	400,000	1156%	0	-100%
<b>Total Source of Funds</b>	<b>0</b>	<b>185,313</b>	<b>31,835</b>	<b>31,835</b>	<b>400,000</b>	<b>1156%</b>	<b>0</b>	<b>-100%</b>
<b>Use of Funds:</b>								
Marina Launch Ramp Phase II	6,833	182,576	500	500	0	-100%	0	0%
Marina Launch Ramp Restroom	0	0	400,000	0	400,000	100%	0	-100%
Marina Kayak Launch Facility	0	0	31,835	31,835	0	-100%	0	0%
Passive Fuel System	4,636	100,584	2,000	2,000	0	-100%	0	0%
<b>Total Use of Funds</b>	<b>11,469</b>	<b>283,160</b>	<b>434,335</b>	<b>34,335</b>	<b>400,000</b>	<b>1065%</b>	<b>0</b>	<b>-100%</b>

**CITY OF ANTIOCH  
2017-19 OPERATING BUDGET**



**ENTERPRISE FUNDS**

**MARINA FUND (631) (Continued)**

**MARINA BOAT LAUNCH (631-2425)**

This division was established to account for the activity of the boat launch facility located at the Marina.

<b>MARINA BOAT LAUNCH (631-2425)</b>								
	<b>2014-15 Actual</b>	<b>2015-16 Actual</b>	<b>2016-17 Budget</b>	<b>2016-17 Revised</b>	<b>2017-18 Proposed</b>	<b>% Change</b>	<b>2018-19 Proposed</b>	<b>% Change</b>
<b>Source of Funds:</b>								
Charges for Services	17,188	18,937	23,000	23,000	23,000	0%	23,000	0%
<b>Total Source of Funds</b>	<b>17,188</b>	<b>18,937</b>	<b>23,000</b>	<b>23,000</b>	<b>23,000</b>	<b>0%</b>	<b>23,000</b>	<b>0%</b>
<b>Use of Funds:</b>								
Personnel	12,600	13,464	16,280	16,700	30,030	80%	36,111	20%
Services & Supplies	1,127	140	5,300	5,262	5,300	1%	5,300	0%
<b>Total Use of Funds</b>	<b>13,727</b>	<b>13,604</b>	<b>21,580</b>	<b>21,962</b>	<b>35,330</b>	<b>61%</b>	<b>41,411</b>	<b>17%</b>
Funded FTE's	0.30	0.30	0.30	0.30	0.30		0.30	

**CITY OF ANTIOCH  
2017-19 OPERATING BUDGET**



**ENTERPRISE FUNDS**

---

**PREWETT PARK FUND (641)**

The Antioch Water Park is a signature feature within the community. It was the first amenity developed in the 100-acre Prewett Community Park in 1996 and has become a traditional experience for multi-generations of residents. The complex includes five exhilarating slides and an activity pool for different age groups. Highly qualified staff provides important water safety and swim instruction, health and fitness classes, and safe, summer fun for older youth and teens. The Antioch Water Park is the largest youth employer in the community and hires approximately 150 young adults who gain life-long employment skills each season.

Picnic and park areas, natural landscapes, concession operations, and a reservable community room complement the water park experience. The facility includes office space for recreation staff, lifeguards and swim instructors, and the equipment vital to operating the facility in a safe manner. There are locker rooms for guests also. Construction and development of the facility was provided by Mello Roos funds.

Rivers, lakes, streams and trails are an integral part of the community landscape. The Antioch Water Park provides a unique connection to water for all residents – from becoming water safe to protecting environmental resources.

The Fund is made up of only one division, Water Park Operations.

**WATER PARK OPERATIONS (641-4630)**

Community aquatics programs offer youth, adult, and parent/child swim lessons, health and fitness classes, water safety classes and lifeguard training, and adapted aquatics for persons with disabilities. The water park provides complete family water-based entertainment through the use of five water slides and the associated pool areas. The slide areas have been developed for use by multiple ages - the Tad Pool for pre-school to the Sports Pool which includes lily pads for all ages to enjoy. The Water Park provides life jackets and inner tubes for customer use. The Snack Bar/Concession Operations is open to correspond with park hours and activities that occur between May and September. Available for all residents, the reservable multi-use room is an excellent venue for classes, meetings and social events.

**2016-2017 Accomplishments:**

- Introduced two special event days per season to promote family fun and participation.
- Improved the quality of swim lesson education by certifying new swim instructors through the American Red Cross Water Safety Instructor program.
- Conducted a large offering of public safety classes including CPR/AED/First Aid for the Lay Rescuer, CPR/AED for Professional Rescuers and Healthcare Providers, and Water Safety Instructor Certification.
- Maintained State of California and County requirements and regulations for safe operations.
- Revised and updated the Emergency Action Plan to meet new standards; partnered with various public agencies to improve operations following the 2015 chemical/pump incident.
- Improved customer service and guest experience by adding location and information banners to pools and slides.
- Improved guest safety by continuing to work on height-based wristband procedures.

**CITY OF ANTIOCH  
2017-19 OPERATING BUDGET**



**ENTERPRISE FUNDS**

---

**PREWETT PARK FUND (641) (Continued)**

- Continued to streamline online sales for Season Passes; increased promotion for purchasing prior to season opening date.
- Continued to improve concession product use and inventory by using the ActiveNet software system for tracking purposes.
- Increased customer value in concession operations by adding benefits to souvenir cup purchases; added souvenir cups to birthday party package purchases.
- Increased participation in the Junior Lifeguard program to enhance youth employment skills and provide youth and teens with safe summer activities and volunteer opportunities.
- Increased the number of private pool rentals and park buy outs by 5%.
- Hosted a ribbon-cutting and dedication ceremony for "Cattail Harbor," the new splash and spray ground water feature which opened in 2017.
- Increased long-term monthly rentals of the community room.
- Established a partnership with Deer Valley High School to have Audio/Visual students film an annual job announcement for the Water Park.

**2018 & 2019 Objectives:**

- Increase revenues 10% in all operations: swim lesson education, health classes, water park season, concession operations and community room rental.
- Increase the number of private pool rentals and park buy out opportunities.
- Increase social media and traditional marketing efforts to stay connected to season pass holders and generate new customers.
- Improve the system for using wristbands for park entry and slide height requirements.
- Develop a marketing plan for increasing attendance at group exercise classes and lap swim.
- Operate the new Splash and Spray ground "Cattail Harbor" to the highest standards.
- Continue meeting State of California and County requirements and regulations for operations.
- Provide programs, classes and activities based on industry trends and community needs.
- Partner with local service groups and develop an Adapted Aquatics program for residents with disabilities.
- Host three special event days each summer.
- Evaluate current programs for quality experience, attendance, and fee structures.
- Monitor lifeguard performance and increase protocols to ensure visitor safety.
- Increase weekday and evening community room rentals; increase long term rental contracts.
- Increase in service trainings for staff in all operations of the facility.
- Update menu and pricing options to improve concession operations.
- Develop a long range maintenance upkeep plan for the water park. The top priorities will be to look at the sports pool and to replace the domestic hot water boiler for the main building. Other areas of focus include deck resurfacing/replacement and improvements to the shower rooms in both locker rooms.



**CITY OF ANTIOCH  
2017-19 OPERATING BUDGET**



**ENTERPRISE FUNDS**

**PREWETT PARK FUND (641) (Continued)**

<b>PREWETT PARK SUMMARY (FUND 641)</b>								
<b>Statement of Revenues, Expenditures and Change in Net Position</b>								
	2014-15	2015-16	2016-17	2016-17	2017-18	%	2018-19	%
	Actual	Actual	Budget	Revised	Proposed	Change	Proposed	Change
<b>Beginning Balance, July 1</b>	(\$775,051)	(\$772,049)	(\$734,525)	(\$734,525)	(\$734,523)		(\$734,053)	
<b>Revenue Source:</b>								
Investment Income	322	149	300	300	300	0%	300	0%
Current Service Charges	788,925	730,188	894,000	869,000	885,000	2%	897,000	1%
Other Revenue	5,660	5,290	3,500	3,910	3,500	-10%	3,500	0%
Transfer in from General Fund	579,000	717,500	396,105	456,105	429,000	-6%	469,500	9%
Transfer in from Child Care Fund	35,000	35,000	35,000	35,000	35,000	0%	35,000	0%
<b>Total Revenue</b>	<b>1,408,907</b>	<b>1,488,127</b>	<b>1,328,905</b>	<b>1,364,315</b>	<b>1,352,800</b>	<b>-1%</b>	<b>1,405,300</b>	<b>4%</b>
<b>Expenditures:</b>								
Personnel	800,746	797,950	727,827	756,413	735,111	-3%	788,340	7%
Services & Supplies	595,513	642,903	594,295	598,044	607,257	2%	607,395	0%
Transfer Out – Honeywell Debt Svc	9,646	9,750	9,856	9,856	9,962	1%	10,070	1%
<b>Total Expenditures</b>	<b>1,405,905</b>	<b>1,450,603</b>	<b>1,331,978</b>	<b>1,364,313</b>	<b>1,352,330</b>	<b>-1%</b>	<b>1,405,805</b>	<b>4%</b>
<b>Ending Balance with Net Pension Liability*</b>	<b>(\$772,049)</b>	<b>(\$734,525)</b>	<b>(\$737,598)</b>	<b>(\$734,523)</b>	<b>(\$734,053)</b>		<b>(\$734,558)</b>	
<b>Net Pension Liability (NPL)*</b>	<b>770,086</b>	<b>734,694</b>	<b>734,694</b>	<b>734,694</b>	<b>734,694</b>		<b>734,694</b>	
<b>Ending Balance without NPL</b>	<b>(\$1,963)</b>	<b>\$169</b>	<b>(\$2,904)</b>	<b>\$171</b>	<b>\$641</b>		<b>\$136</b>	
<b>Funded FTE's:</b>				<b>Funded</b>	<b>Funded</b>		<b>Funded</b>	
				<b>2016-17</b>	<b>2017-18</b>		<b>2018-19</b>	
Water Park Operations				3.00	3.00		3.00	
<b>Total Funded FTE's</b>				<b>3.00</b>	<b>3.00</b>		<b>3.00</b>	

\*With implementation of GASB68 in FY15, City is now required to book NPL to fund, thus decreasing net position by the amount of the liability. NPL amount the same for FY16-FY19 as the amount is not calculated each fiscal year until after the year end closes and audit completed.

**This page left intentionally blank**

**CITY OF ANTIOCH  
2017-19 OPERATING BUDGET**

**INTERNAL SERVICE FUNDS**

**CITY OF ANTIOCH  
2017-19 OPERATING BUDGET**



**INTERNAL SERVICE FUNDS**

**INTERNAL SERVICE FUNDS**

Internal Service Funds are used to finance and account for special activities and services performed by a designated City department for other departments on a cost reimbursement basis. Internal Service Funds are also used to account for specific purposes that benefit the City as a whole, such as the Loss Control Fund. Internal Service Funds are considered Proprietary funds.

The City maintains four Internal Service Funds, which are listed below in the Internal Service Funds Summary table.

<b>SUMMARY OF INTERNAL SERVICE FUNDS</b>								
<b>Internal Service Fund Title</b>	<b>Fund #</b>	<b>Estimated Balance 7/1/17</b>	<b>Proposed Revenues</b>	<b>Proposed Expenditures</b>	<b>Estimated Balance 6/30/18</b>	<b>Proposed Revenues</b>	<b>Proposed Expenditures</b>	<b>Estimated Balance 6/30/19</b>
Vehicle Replacement	569	\$2,217,469	\$674,466	\$505,000	\$2,386,935	\$675,466	\$505,000	\$2,557,401
Vehicle Maintenance	570	389,723	1,503,300	1,787,215	105,808	1,743,100	1,841,707	7,201
Information Services	573	1,671,657	2,097,720	2,209,794	1,559,583	2,194,648	2,509,404	1,244,827
Loss Control	580	185,724	1,775,250	1,957,638	3,336	2,240,250	2,238,641	4,945
<b>TOTAL INTERNAL SERVICE FUNDS</b>		<b>\$4,464,573</b>	<b>\$6,050,736</b>	<b>\$6,459,647</b>	<b>\$4,055,662</b>	<b>\$6,853,464</b>	<b>\$7,094,752</b>	<b>\$3,814,374</b>

**CITY OF ANTIOCH  
2017-19 OPERATING BUDGET**



**INTERNAL SERVICE FUNDS**

**VEHICLE REPLACEMENT FUND (569)**

Vehicle Replacement is included in the Vehicle Equipment Replacement Fund. The fund accounts for the replacement of vehicles and equipment used by all City departments. The source of revenue for this fund is rental fees charged to the various departments.

<b>VEHICLE REPLACEMENT (FUND 569)</b>								
<b>Statement of Revenues, Expenditures and Change in Net Position</b>								
	2014-15 Actual	2015-16 Actual	2016-17 Budget	2016-17 Revised	2017-18 Proposed	% Change	2018-19 Proposed	% Change
<b>Beginning Balance, July 1</b>	<b>\$1,221,896</b>	<b>\$2,156,139</b>	<b>\$2,219,058</b>	<b>\$2,219,058</b>	<b>\$2,217,469</b>		<b>\$2,386,935</b>	
<b>Revenue Source:</b>								
Investment Income	10,401	26,516	7,000	12,000	13,000	8%	14,000	8%
Current Service Charges	450,640	684,946	683,980	683,980	651,466	-5%	651,466	0%
Other	654,453	50,344	10,000	33,000	10,000	-70%	10,000	0%
Transfer in – General Fund	200,000	0	0	0	0	0%	0	0%
<b>Total Revenues</b>	<b>1,315,494</b>	<b>761,806</b>	<b>700,980</b>	<b>728,980</b>	<b>674,466</b>	<b>-7%</b>	<b>675,466</b>	<b>0%</b>
<b>Expenditures:</b>								
Services & Supplies	381,251	698,887	729,569	730,569	505,000	-31%	505,000	0%
<b>Total Expenditures</b>	<b>381,251</b>	<b>698,887</b>	<b>729,569</b>	<b>730,569</b>	<b>505,000</b>	<b>-31%</b>	<b>505,000</b>	<b>0%</b>
<b>Ending Balance, June 30</b>	<b>\$2,156,139</b>	<b>\$2,219,058</b>	<b>\$2,190,469</b>	<b>\$2,217,469</b>	<b>\$2,386,935</b>		<b>\$2,557,401</b>	

**CITY OF ANTIOCH  
2017-19 OPERATING BUDGET**



**INTERNAL SERVICE FUNDS**

**VEHICLE EQUIPMENT MAINTENANCE FUND (570)**

Vehicle Repair and maintenance is included in the Vehicle Equipment Maintenance Fund. The fund accounts for the maintenance and repair of vehicles and equipment used by all City departments. The source of revenue for this fund is rental fees charged to the various departments.

Fleet Services is responsible for all maintenance and repairs of the City's fleet of vehicles and equipment, including small municipal equipment such as mowers, saws, blowers and edgers. Fleet services provides the following services: support to other divisions in the form of design and fabrication; develops equipment and contract work specifications; purchases vehicles; arranges for disposal of retired vehicles and equipment, provides fueling services to the City's fleet; provides a variety of reports and schedules for other departments.

<b>EQUIPMENT MAINTENANCE (FUND 570)</b>								
<b>Statement of Revenues, Expenditures and Change in Net Position</b>								
	<b>2014-15</b>	<b>2015-16</b>	<b>2016-17</b>	<b>2016-17</b>	<b>2017-18</b>	<b>%</b>	<b>2018-19</b>	<b>%</b>
	<b>Actual</b>	<b>Actual</b>	<b>Budget</b>	<b>Revised</b>	<b>Proposed</b>	<b>Change</b>	<b>Proposed</b>	<b>Change</b>
<b>Beginning Balance, July 1</b>	<b>\$270,610</b>	<b>\$234,376</b>	<b>\$366,837</b>	<b>\$366,837</b>	<b>\$389,723</b>		<b>\$105,808</b>	
<b>Revenue Source:</b>								
Investment Income	605	4,417	50	1,030	300	-71%	100	-67%
Current Service Charges	1,465,167	1,465,304	1,754,000	1,654,000	1,492,000	-10%	1,732,000	16%
Other	18,658	3,404	11,000	19,124	11,000	-42%	11,000	0%
<b>Total Revenues</b>	<b>1,484,430</b>	<b>1,473,125</b>	<b>1,765,050</b>	<b>1,674,154</b>	<b>1,503,300</b>	<b>-10%</b>	<b>1,743,100</b>	<b>16%</b>
<b>Expenditures:</b>								
Personnel	378,744	467,972	530,514	524,071	548,990	5%	587,367	7%
Services & Supplies	1,013,164	727,223	1,095,034	965,573	1,078,596	12%	1,083,735	0%
Internal Services	128,756	145,469	155,153	161,624	159,629	-1%	170,605	7%
<b>Total Expenditures</b>	<b>1,520,664</b>	<b>1,340,664</b>	<b>1,780,701</b>	<b>1,651,268</b>	<b>1,787,215</b>	<b>8%</b>	<b>1,841,707</b>	<b>3%</b>
<b>Ending Balance, June 30</b>	<b>\$234,376</b>	<b>\$366,837</b>	<b>\$351,186</b>	<b>\$389,723</b>	<b>\$105,808</b>		<b>\$7,201</b>	
				<b>Funded</b>	<b>Funded</b>		<b>Funded</b>	
				<b>2016-17</b>	<b>2017-18</b>		<b>2018-19</b>	
<b>Total Funded FTE'S</b>				3.795	3.795		3.795	

**CITY OF ANTIOCH  
2017-19 OPERATING BUDGET**



**INTERNAL SERVICE FUNDS**

**INFORMATION SYSTEMS FUND (573)**

The Information Systems Department serves as an internal service provider to all City departments. The department encompasses the City's computer technology and telecommunications systems. Departmental responsibilities include all television productions, security systems, special project management and support of all City computer systems including Finance and Police systems; planning, implementing and supporting all information system upgrades and replacements, including personal computers, servers, data networks; coordinating Internet services; providing service and maintenance of the City's telephone systems; management and support of GIS related activities throughout the City; and providing planning and oversight of the City's equipment replacement fund.

Information Systems Department Divisions are: Information Services Administration, Network and Personal Computer Support Services, Telephone Systems Program, GIS Support Systems, and Office Equipment Replacement.

<b>INFORMATION SYSTEMS FUND 573</b>								
<b>Statement of Revenues, Expenditures and Change in Net Position</b>								
	<b>2014-15</b>	<b>2015-16</b>	<b>2016-17</b>	<b>2016-17</b>	<b>2017-18</b>	<b>%</b>	<b>2018-19</b>	<b>%</b>
	<b>Actual</b>	<b>Actual</b>	<b>Budget</b>	<b>Revised</b>	<b>Proposed</b>	<b>Change</b>	<b>Proposed</b>	<b>Change</b>
<b>Beginning Balance, July 1</b>	<b>\$1,423,658</b>	<b>\$1,524,300</b>	<b>\$1,816,990</b>	<b>\$1,816,990</b>	<b>\$1,671,657</b>		<b>\$1,559,583</b>	
<b>Revenue Source:</b>								
Investment Income	9,183	20,268	10,000	10,000	10,000	0%	10,000	0%
Current Service Charges	1,350,825	1,594,865	1,461,390	1,519,787	1,690,700	11%	1,754,700	4%
Other	106,703	193,297	0	0	0	0%	0	0%
Transfers In	389,500	329,820	377,184	321,308	397,020	24%	429,948	8%
<b>Total Revenues</b>	<b>1,856,211</b>	<b>2,138,250</b>	<b>1,848,574</b>	<b>1,851,095</b>	<b>2,097,720</b>	<b>13%</b>	<b>2,194,648</b>	<b>5%</b>
<b>Expenditures:</b>								
Personnel	876,500	956,610	1,153,313	1,002,647	1,155,148	15%	1,241,147	7%
Services & Supplies	719,117	711,071	831,273	790,578	853,352	8%	1,054,683	24%
Internal Services	159,952	177,879	198,092	203,203	201,294	-1%	213,574	6%
<b>Total Expenditures</b>	<b>1,755,569</b>	<b>1,845,560</b>	<b>2,182,678</b>	<b>1,996,428</b>	<b>2,209,794</b>	<b>11%</b>	<b>2,509,404</b>	<b>14%</b>
<b>Ending Balance, June 30</b>	<b>\$1,524,300</b>	<b>\$1,816,990</b>	<b>\$1,482,886</b>	<b>\$1,671,657</b>	<b>\$1,559,583</b>		<b>\$1,244,827</b>	

**CITY OF ANTIOCH  
2017-19 OPERATING BUDGET**



**INTERNAL SERVICE FUNDS**

**INFORMATION SYSTEMS FUND (573) (Continued)**

<b>INFORMATION SERVICES FUND SUMMARY OF STAFFING</b>			
<b>Funded FTE's:</b>	<b>Funded 2016-17</b>	<b>Funded 2017-18</b>	<b>Funded 2018-19</b>
Information Services	1.10	1.10	1.10
Network Support & PCs	3.75	3.75	3.75
Telephone System	0.15	0.15	0.15
GIS Support	3.00	3.00	3.00
<b>Total Funded FTEs</b>	<b>8.00</b>	<b>8.00</b>	<b>8.00</b>

**INFORMATION SERVICES ADMINISTRATION (573-1410)**

Information Services Administration provides for the automation activities of the City. The primary responsibilities are in support of City-wide network, network security, phones, Police systems, television productions, and project management.

**2016-2017 Accomplishments:**

- Installed enhanced network security system.
- Added additional security cameras around Prewett Park.
- Added capacity to City's virtual environment.
- Replaced core data switches at City Hall and Police Department.
- Finalized Memorandum of Understanding, and continued to work with Contra Costa TV (CCTV) in the area of Public, Education, and Government (PEG) broadcasting.
- Upgraded all of the City's desktops to newer version of Windows.
- Upgraded voicemail software.
- Virtualized voicemail server.
- Upgraded City phone system software.
- Virtualized City phone system servers.
- Replaced time clock at Prewett Park.



**CITY OF ANTIOCH  
2017-19 OPERATING BUDGET**



**INTERNAL SERVICE FUNDS**

**INFORMATION SYSTEMS FUND (573) (Continued)**

**2018 & 2019 Objectives:**

- Upgrade City Hall security cameras.
- Develop organizational software application portfolio.
- Replace PD's CAD/RMS system.
- Review/Revamp departmental policies and procedures.
- Replace email filter system.
- Replace Building Permit system.
- Work with all other City departments to develop an Information Systems roadmap.
- Develop grant application for PEG funds.
- Add additional community cameras throughout the City.
- Replace PD building's security camera system.
- Council Chambers interior refresh.
- Determine Council Meeting backup location and install A/V system.
- Install A/V systems in City Hall 3<sup>rd</sup> floor and Managers conference rooms.
- Replace all edge data switches.

<b>INFORMATION SERVICES ADMINISTRATION (573-1410)</b>								
	<b>2014-15</b>	<b>2015-16</b>	<b>2016-17</b>	<b>2016-17</b>	<b>2017-18</b>	<b>%</b>	<b>2018-19</b>	<b>%</b>
	<b>Actual</b>	<b>Actual</b>	<b>Budget</b>	<b>Revised</b>	<b>Proposed</b>	<b>Change</b>	<b>Proposed</b>	<b>Change</b>
<b>Source of Funds:</b>								
Investment Income	9,183	20,268	10,000	10,000	10,000	0%	10,000	0%
Billings to Departments	340,000	390,000	390,000	390,000	435,000	12%	455,000	5%
<b>Total Source of Funds</b>	<b>349,183</b>	<b>410,268</b>	<b>400,000</b>	<b>400,000</b>	<b>445,000</b>	<b>11%</b>	<b>465,000</b>	<b>4%</b>
<b>Use of Funds:</b>								
Personnel	211,694	235,997	246,638	243,567	250,610	3%	265,516	6%
Services & Supplies	70,014	85,009	92,114	88,910	96,447	8%	100,571	4%
Internal Services	88,537	99,544	105,655	109,994	108,106	-2%	114,734	6%
<b>Total Use of Funds</b>	<b>370,245</b>	<b>420,550</b>	<b>444,407</b>	<b>442,471</b>	<b>455,163</b>	<b>3%</b>	<b>480,821</b>	<b>6%</b>
Funded FTE's	1.10	1.10	1.10	1.10	1.10		1.10	

**CITY OF ANTIOCH  
2017-19 OPERATING BUDGET**



**INTERNAL SERVICE FUNDS**

---

**INFORMATION SYSTEMS FUND (573) (Continued)**

**NETWORK AND PERSONAL COMPUTER SUPPORT SERVICES (573-1420)**

Network and Personal Computer Support Services is responsible for the operating environment and customer support of the City's personal computers, servers, data networks and Internet services.

**2016-2017 Accomplishments:**

- Maintained 267 computers and 29 servers.
- Maintained 40 mobile computers in Police vehicles.
- Upgraded servers to latest operating systems.
- 5,000 resolved trouble tickets related to computers, printers, police vehicles, telephones.
- Upgraded City Hall database server application.
- Upgraded Web filter hardware and software.
- Replaced Marina program.
- Replaced core data switch at City Hall.
- Replaced core data switch at PD.
- Replaced 5 Uninterruptible Power Supply (UPS) units.
- Upgraded virtual desktops to newer version of Windows.
- Added capacity to City's virtual environment.
- Transferred Geo-Server functions to new failover server at PD.
- Replaced PD Dispatch CAD workstations.
- Upgraded all of the City's desktops to newer version of Windows.
- Replaced time clock at Prewett Park.
- Upgraded Wi-Fi equipment for PD and Marina.
- Replaced PD vehicle data connection server.
- Upgraded County connection to fiber.
- Implemented Text-to-911 system for PD Dispatch.
- Upgraded Animal Shelter's core application to current version.
- Upgraded CAD/RMS application suite to latest version.
- Coordinated with county to upgrade fingerprint system.
- Replaced City's network security device.

**CITY OF ANTIOCH  
2017-19 OPERATING BUDGET**



**INTERNAL SERVICE FUNDS**

**INFORMATION SYSTEMS FUND (573) (Continued)**

**2018 & 2019 Objectives:**

- Uptime of 99 % on network.
- Upgrade email server application.
- Implement web based work order request system for I.S.
- Upgrade building permit software.
- Replace security cameras in and around PD.
- Replace police vehicle MDS units.
- Upgrade email server or move to hosted solution.
- Research and implement new backup application, or upgrade current system to latest version.
- Replace email filter system.
- Upgrade PD's surveillance system.
- Upgrade interview room recording system.
- Replace PD print server.
- Upgrade Water Plant connection to City Hall.
- Replace PD's CAD/RMS system.
- Replace all edge data switches.

<b>INFORMATION SERVICES - NETWORK SUPPORT &amp; PC'S (573-1420)</b>								
	<b>2014-15</b>	<b>2015-16</b>	<b>2016-17</b>	<b>2016-17</b>	<b>2017-18</b>	<b>%</b>	<b>2018-19</b>	<b>%</b>
	<b>Actual</b>	<b>Actual</b>	<b>Budget</b>	<b>Revised</b>	<b>Proposed</b>	<b>Change</b>	<b>Proposed</b>	<b>Change</b>
<b>Source of Funds:</b>								
Billings to Departments	523,000	682,000	700,000	700,000	830,000	19%	880,000	6%
<b>Total Source of Funds</b>	<b>523,000</b>	<b>682,000</b>	<b>700,000</b>	<b>700,000</b>	<b>830,000</b>	<b>19%</b>	<b>880,000</b>	<b>6%</b>
<b>Use of Funds:</b>								
Personnel	336,633	363,929	480,077	419,921	480,485	14%	516,693	8%
Services & Supplies	240,063	259,716	297,606	283,422	307,097	8%	313,535	2%
Internal Services	44,394	48,951	58,436	58,887	58,900	0%	62,604	6%
<b>Total Use of Funds</b>	<b>621,090</b>	<b>672,596</b>	<b>836,119</b>	<b>762,230</b>	<b>846,482</b>	<b>11%</b>	<b>892,832</b>	<b>5%</b>
Funded FTE'S	2.75	2.75	3.75	3.75	3.75		3.75	

**CITY OF ANTIOCH  
2017-19 OPERATING BUDGET**



**INTERNAL SERVICE FUNDS**

**INFORMATION SYSTEMS FUND (573) (Continued)**

**TELEPHONE SYSTEMS SERVICES (573-1430)** Telephone Systems Services provides service and maintenance of the City's telephone systems.

**2016-2017 Accomplishments:**

- 98% uptime of telephone switches.
- Over 100 add/move/delete changes.
- Upgraded voicemail software.
- Virtualized voicemail server.
- Upgraded City phone system software.
- Virtualized City phone system servers.

**2018 & 2019 Objectives:**

- Uptime of 99.99% of telephone system.
- Research Unified Communication (UC), linking telephone system with email system
- Replace all edge data switches

<b>INFORMATION SERVICES - TELEPHONE SYSTEM (573-1430)</b>								
	<b>2014-15 Actual</b>	<b>2015-16 Actual</b>	<b>2016-17 Budget</b>	<b>2016-17 Revised</b>	<b>2017-18 Proposed</b>	<b>% Change</b>	<b>2018-19 Proposed</b>	<b>% Change</b>
<b>Source of Funds:</b>								
Current Service Charges	173,428	173,780	183,000	184,400	178,500	-3%	182,500	2%
<b>Total Source of Funds</b>	<b>173,428</b>	<b>173,780</b>	<b>183,000</b>	<b>184,400</b>	<b>178,500</b>	<b>-3%</b>	<b>182,500</b>	<b>2%</b>
<b>Use of Funds:</b>								
Personnel	24,671	27,744	26,437	25,852	27,032	5%	28,990	7%
Services & Supplies	108,250	119,390	144,265	107,880	109,601	2%	111,017	1%
Internal Services	11,278	12,409	14,660	14,794	14,807	0%	15,742	6%
<b>Total Use of Funds</b>	<b>144,199</b>	<b>159,543</b>	<b>185,362</b>	<b>148,526</b>	<b>151,440</b>	<b>2%</b>	<b>155,749</b>	<b>3%</b>
Funded FTE'S	0.15	0.15	0.15	0.15	0.15		0.15	

**CITY OF ANTIOCH  
2017-19 OPERATING BUDGET**



**INTERNAL SERVICE FUNDS**

---

**INFORMATION SYSTEMS FUND (573) (Continued)**

**GIS SUPPORT SYSTEMS (573-1435)**

GIS Support systems is responsible for the management and support of GIS-related activities throughout the City's different departments. Major activities include design, development, and maintenance of numerous spatial databases, acquisition and data conversion of assessor parcel data from Contra Costa County's Public Works Department, GIS data linkage to internal software applications, as well as management of all GIS data exchanged between the City and outside consultants or contractors. The GIS division also provides support to all departments for GIS software applications over the City's internal network and support for Public Works Maintenance Management System.

**2016-2017 Accomplishments:**

- Integration of Closed Circuit Television (CCTV) and Sewer Pipe inspection Data with existing Geographical Information System (GIS) and Computerized Maintenance Management System (CMMS) Data.
- Established database fields used to report sewer pipe condition in standardized format.
- Further develop Public Works Computerized Maintenance Management System (CMMS) Field crew Dashboards to minimize data entry redundancy.
- Completed data collection on City irrigation controllers by landscaping zone.
- Integrate data collection of City irrigation controllers and zones with City-owned turf landscaping data.

**2018 & 2019 Objectives:**

- Continue development of City's Web-based GIS.
- Successful launch of Web-based Computerized Maintenance Management System (CMMS) program.
- Integration and Launch of cloud-based Sewer Condition Platform with existing GIS/CMMS systems.
- Begin Update on all outdated GIS data and prep for Geodatabase merge.
- Push all existing shapefiles into consolidated Geodatabase.

**CITY OF ANTIOCH  
2017-19 OPERATING BUDGET**



**INTERNAL SERVICE FUNDS**

**INFORMATION SYSTEMS FUND (573) (Continued)**

<b>INFORMATION SERVICES - GIS SUPPORT SERVICES (573-1435)</b>								
	<b>2014-15 Actual</b>	<b>2015-16 Actual</b>	<b>2016-17 Budget</b>	<b>2016-17 Revised</b>	<b>2017-18 Proposed</b>	<b>% Change</b>	<b>2018-19 Proposed</b>	<b>% Change</b>
<b>Source of Funds:</b>								
Current Service Charges	63,000	92,000	103,000	103,000	150,000	46%	140,000	-7%
Transfers In	289,500	329,820	377,184	321,308	397,020	24%	429,948	8%
<b>Total Source of Funds</b>	<b>352,500</b>	<b>421,820</b>	<b>480,184</b>	<b>424,308</b>	<b>547,020</b>	<b>29%</b>	<b>569,948</b>	<b>4%</b>
<b>Use of Funds:</b>								
Personnel	303,502	328,940	400,161	313,307	397,021	27%	429,948	8%
Services & Supplies	61,386	62,793	97,288	110,366	140,207	27%	129,560	-8%
Internal Services	11,456	12,614	14,967	15,120	15,089	0%	16,062	6%
<b>Total Use of Funds</b>	<b>376,344</b>	<b>404,347</b>	<b>512,416</b>	<b>438,793</b>	<b>552,317</b>	<b>26%</b>	<b>575,570</b>	<b>4%</b>
Funded FTE'S	3.00	3.00	3.00	3.00	3.00		3.00	

**CITY OF ANTIOCH  
2017-19 OPERATING BUDGET**



**INTERNAL SERVICE FUNDS**

**INFORMATION SYSTEMS FUND (573) (Continued)**

**OFFICE EQUIPMENT REPLACEMENT (573-1440)**

Office Equipment Replacement is the holding fund for charges paid by departments throughout the City to provide the means to pay for the orderly replacement of obsolete office equipment, computers and major software items.

<b>INFORMATION SERVICES - OFFICE EQUIPMENT REPLACEMENT (573-1440)</b>								
	<b>2014-15 Actual</b>	<b>2015-16 Actual</b>	<b>2016-17 Budget</b>	<b>2016-17 Revised</b>	<b>2017-18 Proposed</b>	<b>% Change</b>	<b>2018-19 Proposed</b>	<b>% Change</b>
<b>Source of Funds:</b>								
Current Service Charges	251,397	257,085	85,390	142,387	97,200	-32%	97,200	0%
Other	106,703	193,297	0	0	0	0%	0	0%
Transfer In – General Fund	100,000	0	0	0	0	0%	0	0%
<b>Total Source of Funds</b>	<b>458,100</b>	<b>450,382</b>	<b>85,390</b>	<b>142,387</b>	<b>97,200</b>	<b>-32%</b>	<b>97,200</b>	<b>0%</b>
<b>Use of Funds:</b>								
Services & Supplies	239,404	184,163	200,000	200,000	200,000	0%	400,000	100%
Internal Services	4,287	4,361	4,374	4,408	4,392	0%	4,432	1%
<b>Total Use of Funds</b>	<b>243,691</b>	<b>188,524</b>	<b>204,374</b>	<b>204,408</b>	<b>204,392</b>	<b>0%</b>	<b>404,432</b>	<b>98%</b>

**CITY OF ANTIOCH  
2017-19 OPERATING BUDGET**



**INTERNAL SERVICE FUNDS**

**LOSS CONTROL FUND (580)**

The Loss Control Program provides consultation services to City departments in the area of workers' compensation claim cost control, and compliance with California OSHA requirements. Staff in this fund is also responsible for assisting departments in maintaining a safe workplace for employees by managing an aggressive health and safety program. As of fiscal year 2012, no funding for staffing is provided and the functions have been assumed by the Human Resources Department.

<b>LOSS CONTROL (FUND 580)</b>								
<b>Statement of Revenues, Expenditures and Change in Net Position</b>								
	<b>2014-15 Actual</b>	<b>2015-16 Actual</b>	<b>2016-17 Budget</b>	<b>2016-17 Revised</b>	<b>2017-18 Proposed</b>	<b>% Change</b>	<b>2018-19 Proposed</b>	<b>% Change</b>
<b>Beginning Balance, July 1</b>	<b>\$48,910</b>	<b>\$107,917</b>	<b>\$364,600</b>	<b>\$364,600</b>	<b>\$185,724</b>		<b>\$3,336</b>	
<b>Revenue Source:</b>								
Investment Income	245	873	250	250	250	0%	250	0%
Revenue from Other Agencies	0	0	0	15,000	0	-100%	0	0%
Current Service Charges	1,623,211	2,129,518	2,415,000	1,736,373	1,775,000	2%	2,240,000	26%
<b>Total Revenue</b>	<b>1,623,456</b>	<b>2,130,391</b>	<b>2,415,250</b>	<b>1,751,623</b>	<b>1,775,250</b>	<b>1%</b>	<b>2,240,250</b>	<b>26%</b>
<b>Expenditures:</b>								
Services & Supplies	1,538,851	1,843,627	2,433,435	1,897,495	1,925,736	1%	2,204,523	14%
Internal Services	25,598	30,081	31,985	33,004	31,902	-3%	34,118	7%
<b>Total Expenditures</b>	<b>1,564,449</b>	<b>1,873,708</b>	<b>2,465,420</b>	<b>1,930,499</b>	<b>1,957,638</b>	<b>1%</b>	<b>2,238,641</b>	<b>14%</b>
<b>Ending Balance, June 30</b>	<b>\$107,917</b>	<b>\$364,600</b>	<b>\$314,430</b>	<b>\$185,724</b>	<b>\$3,336</b>		<b>\$4,945</b>	



**CITY OF ANTIOCH  
2017-19 OPERATING BUDGET**

**ANTIOCH PUBLIC FINANCING  
AUTHORITY**

**CITY OF ANTIOCH  
2017-19 OPERATING BUDGET**



**ANTIOCH PUBLIC FINANCING AUTHORITY**

The Antioch Public Financing Authority (APFA) is a joint powers authority organized by the City of Antioch and the Antioch Development Agency under the laws of the State of California. The Authority was organized to provide financial assistance to the City by financing real and personal property and improvements for the benefit of the residents of the City and surrounding areas.

The APFA maintains the following funds:

- APFA 2015A Lease Revenue Refunding Bonds – Portion related to refunding 2001 ABAG Bonds (410)
- APFA 2015A Lease Revenue Refunding Bonds – Portion related to refunding APFA 2002A&B Lease Revenue Bonds (417)

<b>ANTIOCH PUBLIC FINANCING AUTHORITY (APFA) COMBINED STATEMENT OF APFA DEBT SERVICE FUNDS</b>								
<b>APFA Debt Issue</b>	<b>Fund #</b>	<b>Estimated Balance 7/1/17</b>	<b>Proposed Revenues</b>	<b>Proposed Expenditures</b>	<b>Estimated Balance 6/30/18</b>	<b>Proposed Revenues</b>	<b>Proposed Expenditures</b>	<b>Estimated Balance 6/30/19</b>
2015A Lease Revenue Refunding Bonds	410	\$277	\$346,585	\$346,585	\$277	\$350,102	\$350,102	\$277
2015A Lease Revenue Refunding Bonds	417	1,181	1,388,416	1,388,497	\$1,100	1,420,000	1,420,000	1,100
<b>TOTAL APFA</b>		<b>\$1,458</b>	<b>\$1,735,001</b>	<b>\$1,735,082</b>	<b>\$1,377</b>	<b>\$1,770,102</b>	<b>\$1,770,102</b>	<b>\$1,377</b>

**CITY OF ANTIOCH  
2017-19 OPERATING BUDGET**



**ANTIOCH PUBLIC FINANCING AUTHORITY**

**APFA 2015A LEASE REVENUE REFUNDING BONDS (410)  
(Portion related to refunding 2001 ABAG bonds)**

In February 2015, Antioch Public Financing Authority (APFA) Lease Revenue Refunding Bonds were issued to refinance the APFA 2002 A&B Lease Revenue Bonds and the ABAG 2001A Lease Revenue Bonds. The APFA leases the police facility and animal shelter to the City under a site and facility lease and the base rental payments made by the City represent the debt service on the new bonds. This fund accounts for the portion related to the ABAG bonds and debt service is reimbursed by the Antioch Public Golf Course. Final debt service is May 2031.

<b>2015A LEASE REVENUE REFUNDING BONDS (FUND 410) Statement of Revenues, Expenditures and Change in Fund Balance</b>								
	<b>2014-15 Actual</b>	<b>2015-16 Actual</b>	<b>2016-17 Budget</b>	<b>2016-17 Revised</b>	<b>2017-18 Proposed</b>	<b>% Change</b>	<b>2018-19 Proposed</b>	<b>% Change</b>
<b>Beginning Balance, July 1</b>	\$0	\$7,853	\$3,500	\$3,500	\$277		\$277	
<b>Revenue Source:</b>								
Investment Income	1	37	0	7	0	-100%	0	0%
Refunding Bond Proceeds	3,840,000	0	0	0	0	0%	0	0%
Debt Premium	582,530	0	0	0	0	0%	0	0%
Other	378	347,331	347,856	343,024	346,585	1%	350,102	1%
Transfers In	2,872	0	0	0	0	0%	0	0%
<b>Total Revenues</b>	<b>4,425,781</b>	<b>347,368</b>	<b>347,856</b>	<b>343,031</b>	<b>346,585</b>	<b>1%</b>	<b>350,102</b>	<b>1%</b>
<b>Expenditures:</b>								
Services & Supplies	59,737	4,554	6,156	4,554	5,135	13%	5,852	16%
Debt Service	0	347,167	341,700	341,700	341,450	0%	344,250	1%
Transfer Out ABAG Debt Svc.	4,358,191	0	0	0	0	0%	0	0%
<b>Total Expenditures</b>	<b>4,417,928</b>	<b>351,721</b>	<b>347,856</b>	<b>346,254</b>	<b>346,585</b>	<b>0%</b>	<b>350,102</b>	<b>1%</b>
<b>Ending Balance, June 30</b>	<b>\$7,853</b>	<b>\$3,500</b>	<b>\$3,500</b>	<b>\$277</b>	<b>\$277</b>		<b>\$277</b>	

**CITY OF ANTIOCH  
2017-19 OPERATING BUDGET**



**ANTIOCH PUBLIC FINANCING AUTHORITY**

**APFA 2015A LEASE REVENUE REFUNDING BONDS (417)  
(Portion related to refunding APFA 2002 A&B Lease Revenue Bonds)**

In February 2015, Antioch Public Financing Authority (APFA) Lease Revenue Refunding Bonds were issued to refinance the APFA 2002 A&B Lease Revenue Bonds and the ABAG 2001A Lease Revenue Bonds. The APFA leases the police facility and animal shelter to the City under a site and facility lease and the base rental payments made by the City represent the debt service on the new bonds. This fund accounts for the portion related to the 2002 A&B bonds and debt service is reimbursed by Successor Agency to the Antioch Development Agency. Final debt service is May 2032.

<b>2015A LEASE REVENUE REFUNDING BONDS (FUND 417) Statement of Revenues, Expenditures and Change in Fund Balance</b>								
	<b>2014-15 Actual</b>	<b>2015-16 Actual</b>	<b>2016-17 Budget</b>	<b>2016-17 Revised</b>	<b>2017-18 Proposed</b>	<b>% Change</b>	<b>2018-19 Proposed</b>	<b>% Change</b>
<b>Beginning Balance, July 1</b>	<b>\$0</b>	<b>\$28,735</b>	<b>\$1,475</b>	<b>\$1,475</b>	<b>\$1,181</b>		<b>\$1,100</b>	
<b>Revenue Source:</b>								
Investment Income	5	166	0	17	0	0%	0	0%
Refunding Bond Proceeds	19,315,000	0	0	0	0	0%	0	0%
Debt Premium	2,494,105	0	0	0	0	0%	0	0%
Transfer in from APFA 2002 DS	9,003	0	0	0	0	0%	0	0%
Transfer in from ADA Retirement	12	1,367,320	1,354,675	1,354,367	1,388,416	100%	1,420,000	2%
<b>Total Revenues</b>	<b>21,818,125</b>	<b>1,367,486</b>	<b>1,354,675</b>	<b>1,354,384</b>	<b>1,388,416</b>	<b>3%</b>	<b>1,420,000</b>	<b>2%</b>
<b>Expenditures:</b>								
Services & Supplies	305,323	2,174	2,180	2,180	2,200	1%	2,300	5%
Debt Service	0	1,392,528	1,352,450	1,352,450	1,386,250	100%	1,417,650	2%
Transfer Out	21,484,055	0	0	0	0	0%	0	0%
Internal Services	12	44	45	48	47	-2%	50	6%
<b>Total Expenditures</b>	<b>21,789,390</b>	<b>1,394,746</b>	<b>1,354,675</b>	<b>1,354,678</b>	<b>1,388,497</b>	<b>2%</b>	<b>1,420,000</b>	<b>2%</b>
<b>Ending Balance, June 30</b>	<b>\$28,735</b>	<b>\$1,475</b>	<b>\$1,475</b>	<b>\$1,181</b>	<b>\$1,100</b>		<b>\$1,100</b>	

**CITY OF ANTIOCH AS  
SUCCESSOR AGENCY AND  
HOUSING SUCCESSOR TO THE  
ANTIOCH DEVELOPMENT  
AGENCY**

**CITY OF ANTIOCH  
2017-19 OPERATING BUDGET**



**CITY OF ANTIOCH AS SUCCESSOR AGENCY AND HOUSING SUCCESSOR TO THE ANTIOCH DEVELOPMENT AGENCY**

The Antioch Development Agency (Agency or ADA) was formed June 25, 1974, for the purpose of renovating designated areas within the City limits. Project areas were designated to receive tax increment funds based on redevelopment formulas. The redevelopment funds were targeted for slum and blight areas. There are currently four former redevelopment areas in Antioch encompassing 2,082 acres, which is 11.6% of the City's incorporated area.

Effective February 1, 2012, all redevelopment agencies throughout California were abolished with AB 1X26, the Dissolution Act. The City of Antioch elected to become the Successor Agency and Housing Successor to the Antioch Development Agency. The role of the City in these capacities is to oversee the wind-down of redevelopment and pay enforceable obligations of the former Antioch Development Agency until satisfied. As a result, the former Low and Moderate Income Housing Fund of the City has been re-named the Housing Fund and will account for the enforceable obligations of the former Antioch Development Agency related to activities of the former Low and Moderate Income Housing Fund. Expenses comprise of the remaining obligation due under the Vista Diablo Rent Subsidy and administration of existing housing loans (rental rehabilitation, first time homebuyer, housing rehabilitation). Prior to dissolution, housing activities were funded by a 20% set-aside of tax increment revenues from the five project areas of the Antioch Development Agency. This set-aside is eliminated with dissolution, and obligations after February 1<sup>st</sup> will be funded with existing fund balance from the Low and Moderate Income Housing Fund and any loan repayments that may be received. The City as Successor Agency has also established the Redevelopment Obligation Retirement Fund to account for the receipt of property taxes from Contra Costa County to pay enforceable obligations of the former Antioch Development Agency. The payment of taxes occurs in June and January of each year to pay for obligations for the following six month period as listed on the Successor Agency's approved Recognized Obligation Payment Schedule (ROPS).

**SUMMARY OF SUCCESSOR AGENCY AND HOUSING SUCCESSOR FUNDS**

Fund	Fund #	Estimated	Proposed Revenues	Proposed Expenditures	Estimated	Proposed Revenues	Proposed Expenditures	Estimated
		Balance 7/1/17			Balance 6/30/18			Balance 6/30/19
Housing Fund	227	\$19,387,989	\$301,033	\$165,525	\$19,523,497	\$301,033	\$135,525	\$19,689,005
Redevelopment Obligation Retirement Fund	239	2,991,748	2,010,939	3,996,876	1,005,811	2,013,013	2,023,020	995,804
Successor Agency Project Area #1 Debt Service	431	147,733	1,567,077	1,567,057	147,753	153,040	153,020	147,773
<b>Total Successor Agency and Housing Successor Funds</b>		<b>\$22,527,470</b>	<b>\$3,879,049</b>	<b>\$5,729,458</b>	<b>\$20,677,061</b>	<b>\$2,467,086</b>	<b>\$2,311,565</b>	<b>\$20,832,582</b>

**CITY OF ANTIOCH  
2017-19 OPERATING BUDGET**



**CITY OF ANTIOCH AS SUCCESSOR AGENCY AND HOUSING SUCCESSOR TO THE ANTIOCH DEVELOPMENT AGENCY**

**HOUSING FUND (227)**

The former Low and Moderate Income Housing Fund has been renamed to the Housing Fund with the election by the City to become Housing Successor the Antioch Development Agency. The Housing Fund accounts for outstanding enforceable obligations relating to existing housing activities. A large portion of the fund balance represents the balance of housing loan receivable due the agency as well as a deferred set aside due from the Successor Agency.

<b>HOUSING FUND (FUND 227)</b>								
<b>Statement of Revenues, Expenditures and Change in Fund Balance</b>								
	<b>2014-15</b>	<b>2015-16</b>	<b>2016-17</b>	<b>2016-17</b>	<b>2017-18</b>	<b>%</b>	<b>2018-19</b>	<b>%</b>
	<b>Actual</b>	<b>Actual</b>	<b>Budget</b>	<b>Revised</b>	<b>Proposed</b>	<b>Change</b>	<b>Proposed</b>	<b>Change</b>
<b>Beginning Balance, July 1</b>	<b>\$18,897,550</b>	<b>\$19,042,492</b>	<b>\$19,267,653</b>	<b>\$19,267,653</b>	<b>\$19,387,989</b>		<b>\$19,523,497</b>	
<b>Revenue Source:</b>								
Investment Income	22,430	86,480	6,500	53,293	13,000	-76%	13,000	0%
Other	292,033	284,735	270,033	334,632	288,033	-14%	288,033	0%
Transfer In	35,483	0	0	0	0	0%	0	0%
<b>Total Revenue</b>	<b>349,946</b>	<b>371,215</b>	<b>276,533</b>	<b>387,925</b>	<b>301,033</b>	<b>-22%</b>	<b>301,033</b>	<b>0%</b>
<b>Expenditures:</b>								
Enforceable Obligations	97,540	80,894	128,689	76,000	30,000	-61%	0	-100%
Services & Supplies	107,464	65,160	85,136	191,589	135,525	-29%	135,525	0%
<b>Total Expenditures</b>	<b>205,004</b>	<b>146,054</b>	<b>213,825</b>	<b>267,589</b>	<b>165,525</b>	<b>-38%</b>	<b>135,525</b>	<b>-18%</b>
<b>Ending Balance, June 30</b>	<b>\$19,042,492</b>	<b>\$19,267,653</b>	<b>\$19,330,361</b>	<b>\$19,387,989</b>	<b>\$19,523,497</b>		<b>\$19,689,005</b>	

**CITY OF ANTIOCH  
2017-19 OPERATING BUDGET**



**CITY OF ANTIOCH AS SUCCESSOR AGENCY AND HOUSING SUCCESSOR TO THE ANTIOCH DEVELOPMENT AGENCY**

**REDEVELOPMENT OBLIGATION RETIREMENT FUND (239)**

This fund was established by the City as Successor Agency to the Antioch Development Agency to account for property tax receipts from Contra Costa County to pay enforceable obligations of the former Antioch Development Agency.

<b>REDEVELOPMENT OBLIGATION RETIREMENT FUND (FUND 239) Statement of Revenues, Expenditures and Change in Net Position</b>								
	<b>2014-15 Actual</b>	<b>2015-16 Actual</b>	<b>2016-17 Budget</b>	<b>2016-17 Revised</b>	<b>2017-18 Proposed</b>	<b>% Change</b>	<b>2018-19 Proposed</b>	<b>% Change</b>
<b>Beginning Balance, July 1</b>	<b>\$3,102,265</b>	<b>\$3,154,669</b>	<b>\$3,707,186</b>	<b>\$3,707,186</b>	<b>\$2,991,748</b>		<b>\$1,005,811</b>	
<b>Revenue Source:</b>								
Taxes <sup>1</sup>	2,966,025	2,932,086	3,459,339	3,938,195	2,005,939	-49%	2,008,013	0%
Investment Income	9,271	31,016	5,000	5,000	5,000	0%	5,000	0%
Transfers In	28,816	1,000,000	0	0	0	0%	0	0%
<b>Total Revenue</b>	<b>3,004,112</b>	<b>3,963,102</b>	<b>3,464,339</b>	<b>3,943,195</b>	<b>2,010,939</b>	<b>-49%</b>	<b>2,013,013</b>	<b>0%</b>
<b>Expenditures:</b>								
Administration/Other	113,922	260,261	350,000	155,100	712,500	359%	100,000	-86%
Transfers Out <sup>2</sup>	2,837,786	3,150,324	2,914,374	4,503,533	3,284,376	-27%	1,923,020	-41%
<b>Total Expenditures</b>	<b>2,951,708</b>	<b>3,410,585</b>	<b>3,264,374</b>	<b>4,658,633</b>	<b>3,996,876</b>	<b>-14%</b>	<b>2,023,020</b>	<b>-49%</b>
<b>Ending Balance, June 30</b>	<b>\$3,154,669</b>	<b>\$3,707,186</b>	<b>\$3,907,151</b>	<b>\$2,991,748</b>	<b>\$1,005,811</b>		<b>\$995,804</b>	

<sup>1</sup>NOTE: The County distributes taxes each June and January to pay for obligations due for the upcoming six month period. The payment expected in June will cover expenditures for the period of July through December. Therefore, revenues will not equal expenditures due to the timing difference of what period the money received covers.

<sup>2</sup>NOTE: Transfers Out are to the Antioch Public Financing Authority Fund to pay for debt service on the 2002 Lease Revenue Bonds and 2015A Lease Revenue Bonds for which the former Antioch Development Agency was obligated to pay, and debt service funds for the 2000 & 2009 Tax Allocation Bonds.



**CITY OF ANTIOCH  
2017-19 OPERATING BUDGET**



**CITY OF ANTIOCH AS SUCCESSOR AGENCY AND HOUSING SUCCESSOR TO THE ANTIOCH DEVELOPMENT AGENCY**

**THE CITY OF ANTIOCH AS SUCCESSOR AGENCY TO THE ANTIOCH DEVELOPMENT AGENCY DEBT SERVICE AREA #1 (431)** – This fund accounts for the repayment of the 2000 and 2009 Tax Allocation Bonds. Details of the outstanding bond issues are as follows:

2000 Series Tax Allocation Refunding Bonds – These bonds refunded the 1990 Tax Allocation Bonds and the 1992 Tax Allocation Bonds. The final debt service payment is scheduled to occur in September 2017.

2009 Series Tax Allocation Bonds – These bonds were issued in 2009 and purchased directly by the State of California Department of Water Resources for the Markley Creek Remediation Project. The final debt service payment is scheduled to occur in September 2027.

<b>SUCCESSOR AGENCY PROJECT AREA #1 DEBT SERVICE (FUND 431)</b>								
<b>Statement of Revenues, Expenditures and Change in Fund Balance</b>								
	<b>2014-15 Actual</b>	<b>2015-16 Actual</b>	<b>2016-17 Budget</b>	<b>2016-17 Revised</b>	<b>2017-18 Proposed</b>	<b>% Change</b>	<b>2018-19 Proposed</b>	<b>% Change</b>
<b>Beginning Balance, July 1</b>	<b>\$147,622</b>	<b>\$147,665</b>	<b>\$147,733</b>	<b>\$147,733</b>	<b>\$147,733</b>		<b>\$147,753</b>	
<b>Revenue Source:</b>								
Investment Income	17	18	5	20	20	0%	20	0%
Transfer In <sup>1</sup>	1,560,463	1,558,486	1,559,699	1,559,440	1,567,057	0%	153,020	-90%
<b>Total Revenues</b>	<b>1,560,480</b>	<b>1,558,504</b>	<b>1,559,704</b>	<b>1,559,460</b>	<b>1,567,077</b>	<b>0%</b>	<b>153,040</b>	<b>-90%</b>
<b>Expenditures:</b>								
Debt Service	1,560,437	1,558,436	1,559,719	1,559,460	1,567,057	0%	153,020	-90%
<b>Total Expenditures</b>	<b>1,560,437</b>	<b>1,558,436</b>	<b>1,559,719</b>	<b>1,559,460</b>	<b>1,567,057</b>	<b>0%</b>	<b>153,020</b>	<b>-90%</b>
<b>Ending Balance, June 30</b>	<b>\$147,665</b>	<b>\$147,733</b>	<b>\$147,718</b>	<b>\$147,733</b>	<b>\$147,753</b>		<b>\$147,773</b>	

<sup>1</sup>NOTE: Transfer in is from the Redevelopment Obligation Retirement Fund to pay for debt service.

**This page left intentionally blank**

CITY OF ANTIOCH  
2017-19 OPERATING BUDGET

**SUPPLEMENTARY INFORMATION**

**CITY OF ANTIOCH  
2017-19 OPERATING BUDGET  
SUPPLEMENTARY INFORMATION**



**ANTIOCH PUBLIC FINANCING AUTHORITY 2015A LEASE REVENUE REFUNDING BONDS DEBT SCHEDULE**

Fiscal Year	2001 ABAG Refinanced Portion		APFA 2002 A&B Refinanced Portion		Aggregate Debt Service	
	Balance	P & I Payments	Balance	P & I Payments	Balance	P & I Payments
2014-15	\$3,840,000	\$ -	\$19,315,000	\$ -	\$23,155,000	\$ -
2015-16	3,700,000	347,167	18,925,000	1,392,528	22,625,000	1,739,694
2016-17	3,525,000	341,700	18,385,000	1,352,450	21,910,000	1,694,150
2017-18	3,345,000	341,450	17,795,000	1,386,250	21,140,000	1,727,700
2018-19	3,155,000	344,250	17,150,000	1,417,650	20,305,000	1,761,900
2019-20	2,955,000	344,750	16,435,000	1,455,400	19,390,000	1,800,150
2020-21	2,745,000	344,750	15,645,000	1,494,650	18,390,000	1,839,400
2021-22	2,525,000	344,250	14,775,000	1,535,150	17,300,000	1,879,400
2022-23	2,290,000	348,250	13,820,000	1,576,650	16,110,000	1,924,900
2023-24	2,050,000	341,500	12,780,000	1,613,900	14,830,000	1,955,400
2024-25	1,795,000	344,500	11,650,000	1,651,900	13,445,000	1,996,400
2025-26	1,530,000	341,750	10,420,000	1,695,400	11,950,000	2,037,150
2026-27	1,250,000	343,500	9,165,000	1,658,900	10,415,000	2,002,400
2027-28	955,000	344,500	7,570,000	1,936,150	8,525,000	2,280,650
2028-29	650,000	339,750	5,855,000	1,976,400	6,505,000	2,316,150
2029-30	325,000	344,500	4,005,000	2,025,650	4,330,000	2,370,150
2030-31	-	334,750	2,055,000	2,070,150	2,055,000	2,404,900
2031-32	-	-	-	2,116,650	-	2,116,650
<b>TOTALS</b>		<b>\$5,491,317</b>		<b>\$28,355,828</b>		<b>\$33,847,144</b>

- **ABAG 2001 Portion - Debt payments reimbursed by Antioch Public Golf Corporation**
- **APFA 2002A&B Portion – Debt payments reimbursed by the Successor Agency to the Antioch Development Agency**

**CITY OF ANTIOCH  
2017-19 OPERATING BUDGET  
SUPPLEMENTARY INFORMATION**



**MARINA - LOAN REPAYMENT SCHEDULES**

FISCAL YEAR	#84-21-45		#85-21-130		#86-21-166		#87-21-59	
	Balance	P & I Payments	Balance	P & I Payments	Balance	P & I Payments	Balance	P & I Payments
1989-90	\$2,000,000							
1999-91	1,953,343	\$166,657	\$3,000,000					
1991-92	1,903,886	166,657	2,945,081	\$234,919	\$500,000		\$715,198	\$43,460
1992-93	1,851,461	166,657	2,886,867	234,919	491,607	\$31,893	704,154	42,309
1993-94	1,805,528	139,644	2,837,468	195,516	483,236	31,053	694,334	42,309
1994-95	1,747,133	139,644	2,769,638	195,516	473,929	31,053	683,271	42,309
1995-96	1,686,110	139,644	2,698,756	195,516	464,203	31,053	671,709	42,309
1996-97	1,622,341	139,644	2,624,684	195,516	454,039	31,053	659,627	42,309
1997-98	1,555,702	139,644	2,547,279	195,516	443,418	31,053	647,001	42,309
1998-99	1,486,065	139,644	2,466,390	195,516	432,318	31,053	633,807	42,309
1999-00	1,413,294	139,644	2,381,862	195,516	420,720	31,053	620,019	42,389
2000-01	1,336,349	140,543	2,292,825	196,220	408,579	31,073	605,531	42,389
2001-02	1,255,942	140,543	2,199,783	196,220	395,892	31,073	590,391	37,550
2002-03	1,226,926	85,533	2,153,929	144,844	388,571	25,136	579,408	37,550
2003-04	1,196,605	85,533	2,106,012	144,844	380,921	25,136	567,932	37,550
2004-05	1,164,919	85,533	2,055,938	144,844	372,927	25,136	555,939	37,550
2005-06	1,131,807	85,533	2,003,611	144,844	364,572	25,136	543,406	37,550
2006-07	1,097,205	85,533	1,948,930	144,844	355,842	25,136	530,309	37,550
2007-08	1,061,047	85,533	1,891,788	144,844	346,719	25,136	516,623	37,550
2008-09	1,023,261	85,533	1,832,074	144,844	337,185	25,136	502,321	37,550
2009-10	983,775	85,533	1,769,673	144,844	327,223	25,136	487,376	37,550
2010-11	942,511	85,533	1,704,465	144,844	316,812	25,136	471,758	37,550
2011-12	899,391	85,533	1,636,322	144,844	305,932	25,136	455,437	37,550
2012-13	854,331	85,533	1,565,112	144,844	294,563	25,136	438,381	37,550
2013-14	807,243	85,533	1,490,698	144,844	282,682	25,136	420,559	37,550
2014-15	758,036	85,533	1,412,936	144,844	270,267	25,136	401,934	37,550
2015-16	706,627	85,521	1,331,674	144,844	257,293	25,136	382,471	37,550
2016-17	684,102	54,323	1,246,755	144,844	243,735	25,136	362,132	37,550
2017-18	660,564	54,323	1,158,021	144,838	229,567	25,136	340,878	37,550
2018-19	635,966	54,323	1,121,107	89,025	214,762	25,136	318,667	37,535
2019-20	610,261	54,323	1,082,532	89,025	199,312	25,115	295,472	22,716

**CITY OF ANTIOCH  
2017-19 OPERATING BUDGET  
SUPPLEMENTARY INFORMATION**



Marina Loan Repayment Schedules (Continued)								
Fiscal Year	#84-21-45		#85-21-130		#86-21-166		#87-21-59	
	Balance	P & I Payments	Balance	P & I Payments	Balance	P & I Payments	Balance	P&I Payments
2020-21	583,400	54,323	1,042,221	89,025	192,956	15,325	286,053	22,716
2021-22	555,330	54,323	1,000,096	89,025	186,314	15,325	276,209	22,716
2022-23	525,997	54,323	956,075	89,025	179,373	15,325	265,923	22,716
2023-24	495,344	54,323	910,073	89,025	172,119	15,325	255,173	22,716
2024-25	463,311	54,323	862,002	89,025	164,540	15,325	243,940	22,716
2025-26	429,837	54,323	811,767	89,025	156,619	15,325	232,201	22,716
2026-27	394,857	54,323	759,271	89,025	148,342	15,325	219,934	22,716
2027-28	358,303	54,323	704,413	89,025	139,692	15,325	207,115	22,716
2028-29	320,103	54,323	647,087	89,025	130,653	15,325	193,719	22,716
2029-30	280,185	54,323	587,181	89,025	121,208	15,325	179,721	22,716
2030-31	238,470	54,323	524,579	89,025	111,337	15,325	165,092	22,716
2031-32	194,878	54,323	459,160	89,025	101,022	15,325	149,805	22,716
2032-33	149,325	54,323	390,797	89,025	90,243	15,325	133,831	22,716
2033-34	101,722	54,323	319,358	89,025	78,979	15,325	117,137	22,716
2034-35	51,976	54,323	244,704	89,025	67,208	15,325	99,692	22,716
2035-40	0	54,315	0	267,050	0	76,540	0	113,542
<b>TOTALS</b>		<b>\$4,042,468</b>		<b>\$6,328,863</b>		<b>\$1,070,252</b>		<b>\$1,554,568</b>

**CITY OF ANTIOCH  
2017-19 OPERATING BUDGET  
SUPPLEMENTARY INFORMATION**



**HONEYWELL CAPITAL LEASE REPAYMENT SCHEDULE**

FISCAL YEAR	DEBT SERVICE HONEYWELL CAPITAL LEASE	
	Balance	Payments
	\$4,050,000	\$0
2010-11	3,866,518	374,295
2011-12	3,450,500	504,160
2012-13	3,191,908	510,606
2013-14	2,820,589	516,140
2014-15	2,425,375	521,729
2015-16	2,005,038	527,374
2016-17	1,558,291	533,076
2017-18	1,083,782	538,834
2018-19	580,093	544,651
2019-20	45,735	550,525
2020-21	-	45,918
<b>TOTALS</b>		<b>\$5,167,308</b>

\*Debt service on this capital lease is paid by various funds in the following manner:

General Fund:	6.92%
Animal Services Fund:	.11%
SLLMD Admin Fund:	1.18%
Marina Fund:	.33%
Water Fund:	2.32%
Prewett Water Park Fund:	1.85%
Recreation Fund:	1.95%
Gas Tax Fund:	85.34%

**CITY OF ANTIOCH  
2017-19 OPERATING BUDGET  
SUPPLEMENTARY INFORMATION**



**CITY OF ANTIOCH AS SUCCESSOR AGENCY TO THE ANTIOCH DEVELOPMENT AGENCY DEBT REPAYMENT SCHEDULES**

FISCAL YEAR	DEBT SERVICE AREA #1 2000 TAB'S		DEBT SERVICE AREA #1 2009 TAB'S		DEBT SERVICE AREA #1 Deferred Set-Aside*	
	Balance	Payments	Balance	Payments	Balance	Payments
1995-96	-	-	-	-	\$4,933,576	-
1996-97	-	-	-	-	4,823,017	\$110,559
1997-98	-	-	-	-	4,100,909	722,108
1998-99	-	-	-	-	3,956,879	144,030
1999-00	-	-	-	-	3,812,849	144,030
2000-01	\$14,450,000	\$222,219	-	-	3,787,849	25,000
2001-02	14,435,000	681,356	-	-	3,762,849	25,000
2002-03	14,240,000	857,156	-	-	3,737,849	25,000
2003-04	14,040,000	854,056	-	-	3,712,849	25,000
2004-05	13,605,000	1,075,721	-	-	3,687,849	25,000
2005-06	12,815,000	1,404,996	-	-	3,662,849	25,000
2006-07	11,990,000	1,406,081	-	-	3,637,849	25,000
2007-08	11,135,000	1,400,588	-	-	3,612,849	25,000
2008-09	10,240,000	1,403,176	-	-	3,587,849	25,000
2009-10	9,305,000	1,403,364	2,080,841	23,594	3,562,849	25,000
2010-11	8,330,000	1,400,856	1,985,498	148,206	3,537,849	25,000
2011-12	7,310,000	1,400,459	1,891,432	144,762	3,537,849	-
2012-13	6,240,000	1,401,854	1,794,313	144,730	3,537,849	-
2013-14	5,110,000	1,409,589	1,694,977	144,697	3,537,849	-
2014-15	3,925,000	1,408,584	1,593,058	144,664	3,349,891	187,958
2015-16	2,685,000	1,404,475	1,488,489	144,629	3,127,573	222,318
2016-17	1,380,000	1,406,625	1,381,201	144,594	2,537,847	589,726
2017-18	-	1,414,500	1,271,124	144,558	2,537,847	-
2018-19	-	-	1,158,184	144,520	2,537,847	-
2019-20	-	-	1,042,309	144,482	2,537,847	-
2020-29	-	-	-	1,154,358	2,537,847	-
<b>TOTALS</b>		<b>\$21,955,656</b>		<b>\$2,627,794</b>		

\*Repayment of this obligation calculated annually using 2013/14 base tax year established as required under redevelopment dissolution



**CITY OF ANTIOCH  
2017-19 OPERATING BUDGET  
SUPPLEMENTARY INFORMATION**



---

**GLOSSARY OF BUDGET TERMINOLOGY**

**Account Groups:** Account groups are used to establish accounting control of general fixed assets and the unmatured principal of general long-term obligations. Assets and liabilities of these funds are neither spendable resources nor do they require current appropriation. Therefore, they are accounted for separately from the governmental fund types.

**Accrual Basis:** A basis of accounting in which transactions are recognized at the time they are incurred, as opposed to when cash is received or spent.

**Activity:** Departmental efforts which contribute to the achievement of a specific set of program objectives; the smallest unit of the program budget.

**Agency Funds:** Agency funds are used to account for assets held by the City as an agent for individuals, private organizations, other governments and/or other funds.

**Appropriation:** An authorization by the City Council to make expenditures/expenses and to incur obligations for a specific purpose within a specific time frame. An appropriation is usually limited in amount and as to time when it may be expended. Operational appropriations usually expire at fiscal year end.

**Assessed Valuation:** A dollar value placed on real estate or other property by Contra Costa County as a basis for levying property taxes.

**Assessment District:** Defines area of land that is benefited by the acquisition, construction, or maintenance of a public improvement. An assessment is levied and collected in the regular property tax bill to fund the improvements.

**Assets:** A probable future economic benefit obtained or controlled by a particular entity as a result of past transactions or events.

**Audit:** A view of the City's accounts by an independent auditing firm to substantiate fiscal year-end funds, salaries, reserves, and cash on hand.

**Beginning/Ending (Unappropriated) Fund Balance/Net Position:** Unencumbered resources available in a fund from the prior/current fiscal year after payment of the prior/current fiscal year's expenditures/expenses. This is not necessarily cash on hand.

**Bond:** A City may raise capital by issuing a written promise to pay a specific sum of money, called the face value or principal amount, at a specific date or dates in the future, together with periodic interest at a special rate.

**Budget:** A plan of financial activity for a specified period of time indicating all planned revenues and expenses for the budget period (July 1 through June 30). The budget is proposed until it has been approved by the City Council.

**Budget Amendment:** The City Council has the sole responsibility for adopting the City's budget and may amend or supplement the budget at any time after adoption by a majority vote. The City Manager has the authority to approve administrative adjustments to the budget as long as those changes will not have a significant policy impact nor affect budgeted year-end fund balances.

**CITY OF ANTIOCH  
2017-19 OPERATING BUDGET  
SUPPLEMENTARY INFORMATION**



---

**GLOSSARY OF BUDGET TERMINOLOGY (Continued)**

**Budget Hearing:** A public meeting at which any citizen may appear and be heard regarding the increase, decrease or omission of any item in the proposed budget as presented in writing by the City Manager to the City Council.

**Building Permits:** The City requires that building permits be obtained to ensure that structures meet specific standards. The City requires various construction permits for activities such as the installation of electric, plumbing, and sewage facilities. The City charges a fee for issuing these permits in order to recover only the costs incurred. These fees are collected into the General Fund.

**Business License Tax:** The Business License Tax is imposed for the privilege of conducting business within the City. These fees are collected into the General Fund.

**Capital Improvement:** A permanent addition to the City's assets, including the design, construction, or purchase of land, buildings, or facilities, or major renovations of same.

**Capital Improvement Program (CIP):** A financial plan of proposed capital improvement projects with single- and multiple-year capital expenditures/expenses. The Capital Improvement Program plans for five years and is updated annually.

**Capital Outlay:** A budget appropriation category which budgets all equipment having a unit cost of more than \$5,000 and an estimated useful life of five years. Non-CIP capital outlay is budgeted in the City's operating budget.

**Capital Projects:** Major construction, acquisition, or renovation activities which add value to a government's physical assets or significantly increase their useful life.

**CDBG:** Community Development Block Grant – a program designed by the U.S. Department of Housing and Urban Development to revitalize low-and-moderate-income areas within a city.

**Contingency:** A budgetary reserve set aside for emergency or unanticipated expenditures, revenue shortfalls and/or unknown expenditures.

**Consumer Price Index (CPI):** Consumer price index is a statistical measure of a weighted average of prices of a specified set of goods and services purchased by wage earners in urban areas.

**Debt Service:** Payment of the principal and interest on an obligation resulting from the issuance of bonds, notes, or certificates of participation.

**Debt Service Requirements:** The amount of money required to pay principal and interest on outstanding debt and required contributions to accumulate monies for future retirement of term bonds.

**Deficit:** An excess of expenditures or expenses over revenues (resources).

**CITY OF ANTIOCH  
2017-19 OPERATING BUDGET  
SUPPLEMENTARY INFORMATION**



---

**GLOSSARY OF BUDGET TERMINOLOGY (Continued)**

**Department:** An organizational unit comprised of divisions or programs. It is the basic unit of service responsibility encompassing a broad mandate of related activities.

**Division:** A sub-section (or activity) within a department which furthers the objectives of the City Council by providing specific services or a product.

**Encumbrances:** Funds not yet expended, but which are legally obligated or "set aside" in anticipation of expenditure. These funds cease to be an encumbrance when paid, and become a disbursement.

**Enterprise Funds:** A type of fund established for the total costs of those governmental facilities and services which are operated in a manner similar to private enterprises. These programs are entirely or predominantly self-supporting. The City's water, sewer, marina, and Prewett Park funds are enterprise funds.

**Expenditure:** The actual spending of Governmental Funds set aside by appropriation.

**Expense:** The actual spending of Proprietary Funds (Enterprise and Internal Service Fund types) set aside by an appropriation.

**Fiscal Year:** A 12-month period of time to which a budget applies. In Antioch, it is July 1 through June 30.

**Fixed Assets:** Assets of a long-term character such as land, building, machinery, furniture and other equipment with a value greater than \$5,000 and a useful life longer than 5 years.

**Franchise Fee:** A Franchise Fee is imposed on various utilities and organizations which permits them to use and operate those facilities within the City. These fees are collected into the General Fund.

**FTE (Full-Time Equivalent):** The amount of time a regular full or part time position has been budgeted for in terms of the amount of time an employee works in a year.

**Fund:** An independent fiscal and accounting entity used to record all financial transactions related to the specific purpose for which the fund was created.

**Fund Balance:** Also known as financial position, fund balance is the excess of assets over liabilities, and represents the cumulative effect of revenues and other financing sources over expenditure and other financing uses.

**General Fund:** The primary fund of the City used to account for all revenues and expenditures of the City not legally restricted as to use. This fund is used to offset the cost of the City's general operations. Examples of departments financed by the General Fund include the Police Department and City Council.

**Governmental Fund Types:** General, Special Revenue, Debt Service and Capital Projects fund types are used to account for most governmental functions. The governmental fund measurement focus is on the "financial flow" basis, which accounts for sources and uses of available spendable resources.

**CITY OF ANTIOCH  
2017-19 OPERATING BUDGET  
SUPPLEMENTARY INFORMATION**



---

**GLOSSARY OF BUDGET TERMINOLOGY (Continued)**

**Grant** : Contributions, gifts of cash, or other assets from another governmental entity to be used or expended for a specific purpose, activity, or facility. An example is the Community Development Block Grant provided by the Federal Government.

**Infrastructure**: Facilities on which the continuance and growth of a community depend on such as roads, water lines, sewers, public buildings, and parks.

**Interest**: Interest income is earned as the City invests its idle funds in various investment media. The goal of the City's investment is to protect each investment while achieving the highest rate of return.

**Interfund Transfers**: Monies transferred from one fund to another. Such money is transferred to finance the operations of another fund or to reimburse the fund for certain expenditures/expenses.

**Internal Service Fund**: An Internal Service Fund provides services to other City departments and bills the various other funds for services rendered, just as would private business. Internal Service Funds are self-supporting and only the expense by this fund is counted in budget totals. Examples include the Equipment Maintenance Fund, Information Systems Fund, and Loss Control Fund.

**Materials, Supplies, and Services**: Expenditures/expenses for materials, supplies, and services which are ordinarily consumed within a fiscal year and which are not included in departmental inventories.

**Objectives**: The expected results or achievements of a budget activity.

**Operating Budget**: Annual appropriation of funds for on-going program costs, including salaries and benefits, services and supplies, debt service, capital outlay and capital improvements.

**Ordinance**: A formal legislative enactment by the City Council. It has the full force and effect of law within City boundaries unless preempted by a higher form of law. An Ordinance has a higher legal standing than a Resolution.

**Performance Measures**: A performance measure is a public oriented measure which, whether stated in terms of effectiveness or efficiency, quantitatively describes how well a service is being performed. The foundation of performance measures is understanding the relationship between program inputs, outputs, efficiency, effectiveness, and ultimately program outcomes.

**Property Tax**: Property tax is imposed on real property (land and permanently attached improvements, such as building) and tangible personal property located within the City.

**CITY OF ANTIOCH  
2017-19 OPERATING BUDGET  
SUPPLEMENTARY INFORMATION**



---

**GLOSSARY OF BUDGET TERMINOLOGY (Continued)**

**Proposition 4 Limit (Gann Initiative):** In November 1979, the voters of the State of California approved Proposition 4, commonly known as the (Paul) Gann Initiative. The Proposition created Article XIII B of the State Constitution placing limits on the amount of revenue which can be spent by all entities of government. Proposition 4 became effective for the 1980-81 fiscal year, but the formula for calculating the limits was based on the 1978-79 "base Year" revenues. In June 1990 California voters passed Proposition 111, which provides or new adjustment formulas to make the Gann appropriations limit more reflective of increased service demand due to commercial growth.

**Proprietary Fund Types:** Enterprise and Internal Service fund types are used to account for on-going activities which are financed and operated in a manner similar to those found in the private sector. The intent is that costs (expenses, including depreciation) be financed or recovered through user charges. The measurement focus is "capital maintenance" as in private industry, with the emphasis on net income determination.

**Reimbursement:** Payment of amount remitted on behalf of another party, department, or fund.

**Committed Fund Balance:** Accounts used to record a portion of the fund balance as legally segregated for a specific use and not available for appropriation.

**Resolution:** A special order of the City Council which has a lower legal standing than an ordinance.

**Revenues:** Amount received for taxes, fees, permits, licenses, interest, intergovernmental sources, and other sources during the fiscal year.

**Salaries and Benefits:** A budget category which generally accounts for full time and temporary employees; overtime expenses; and all employee benefits, such as medical, retirement, worker's compensation, and dental.

**Sales and Use Tax:** Sales and use tax is imposed on retailers for the privilege of selling, at retail, within the City limits. This tax is based on the sales price of any taxable transaction of tangible personal property. This revenue is placed in the General Fund for unrestricted uses.

**Special Revenue Funds:** This fund type collects revenues that are restricted by the City, State, or Federal Government as to how the City might spend them.

**Transient Occupancy Tax:** The Transient Occupancy Tax is a tax imposed on "transients" who occupy a room or room in a hotel or motel in the City. This tax is 10%. Seven percent is placed in the General Fund and three percent is placed in the Civic Arts Fund.