

# OPERATING BUDGET

FISCAL YEAR 2015-17



Adopted June 23, 2015

**CITY OF ANTIOCH  
2015-17 OPERATING BUDGET**

**CITY OF ANTIOCH, CALIFORNIA  
2015-17 OPERATING BUDGET**

**CITY OF ANTIOCH  
2015-17 OPERATING BUDGET**

**CITY OF ANTIOCH  
2015-17 OPERATING BUDGET**

**Adopted June 23, 2015**

**City Council**

**Wade Harper, Mayor  
Lori Ogorchock, Mayor Pro Tem  
Monica Wilson, Council Member  
Tony Tiscareno, Council Member  
Mary Helen Rocha, Council Member**

**Other Elected Officials**

**Arne Simonsen, City Clerk  
Donna Conley, City Treasurer**

**City Attorney**

**Vacant**

**City Manager**

**Steve Duran**

**CITY OF ANTIOCH  
2015-17 OPERATING BUDGET**

**Department Directors**

**Dawn Merchant, Finance Director  
Forrest Ebbs, Community Development Director  
Allan Cantando, Police Chief  
Ron Bernal, Public Works Director  
Michelle Fitzer, Administrative Services Director  
Alan Barton, Information Services Director**

**City of Antioch  
Third & "H" Streets, P.O. Box 5007  
Antioch, California 94531-5007  
[www.ci.antioch.ca.us](http://www.ci.antioch.ca.us)**





June 23, 2015

Honorable Mayor and City Council:

With this transmittal I submit the Fiscal Year 2015-2017 City of Antioch two-year budget. This work included a meeting of the Council Budget Committee, three City Council work sessions, in which every fund was reviewed by the City Council and staff, and one formal City Council meeting. The City Council has directed and staff has delivered a budget that directs all Measure C revenues to the Police Department and Code Enforcement. Measure O funds are initially targeted to pay back General Fund Reserves for the one-time costs of the East Bay Regional Communications System (EBRCS) and the purchase of body cameras and tasers for the Police Department. In future years, Measure O funds are needed to minimize the structural deficit in the City's General Fund. The City is projected to maintain the City's policy of a General Fund reserve of between 10-15% for the next three years.

Over the past eight years, the City has been negatively impacted by a long recession that reduced property values and commercial activity. These economic impacts severely reduced City revenues, especially property tax and sales tax. Because approximately 71% of the City's General Fund expenditures are in personnel costs, the City had to significantly reduce its workforce, resulting in a 33% reduction in staffing.

These negative impacts prompted the City to put Measure C on the ballot in 2013 to raise sales taxes by ½ percent for seven years. In addition, since Measure C funds were directed to the Police and Code Enforcement budgets to increase staffing, Measure O was placed on the November 2014 ballot to help reduce the City's projected structural deficit. The passage of these two measures demonstrated that the residents of Antioch understand the seriousness of the City's financial challenges. However, these measures do not bring in adequate revenue to increase Police and Code Enforcement services and eliminate future structural deficits. In spite of these measures and a significant percentage increase in property tax revenue, the City's General Fund is projected to run a structural deficit for the foreseeable future, with large and unsustainable deficits starting in fiscal year 2017.

On the positive side, Antioch is headed in a good direction. Property values have been increasing and applications for new development are also on the rise. For 2015-16, staff is projecting a 4.0% increase in property tax revenue, a 3.5% increase in sales tax revenue and a \$2.3 million increase in business license tax revenue, which is due to the passage of Measure O. For 2016-17, staff is projecting a 4% increase in property tax revenues and a 4% increase in sales tax revenues. Budgeted staff positions are fairly flat for the two-year budget cycle, with the addition of only three new positions, two of which will be funded with Water and Sewer Funds.

Tough decisions have been made in recent years to enable the City to provide the best services to the people of Antioch under severe budget constraints. We need to continue to be fiscally prudent as we work to accelerate the City's growth out of the recession through economic development, as well as other revenue enhancement and cost reducing strategies. This autumn, staff will be bringing information on ways to increase revenues and reduce costs to the City Council as part of a Strategic Plan update process.

## **ACCOMPLISHMENTS OF NOTE**

We have closed the prior budget period with many successes. These include the following:

- The City began implementing the Strategic Plan approved in June, 2014.
- Measure O was passed, increasing revenues by over \$2 million per year from now on.
- Hiring sworn police officers and other police personnel is continuing.
- Violent crime has been reduced by 13.6% (2015 to 2014)
- Finalized labor contracts with 2 bargaining units.
- In progress on labor negotiations with 3 bargaining units.
- Continued to support Antioch's interests regarding the bay Delta Conservation Plan.
- Continued to protect Antioch's pre-1914 water rights.
- Launched a feasibility study for a desalinization plant to serve Antioch.
- Completed the City's Housing Element of the General Plan.
- Launched the Downtown Specific Plan and the Land Use Element of the General Plan.
- Procured Antioch Police Department participation in the East Bay Regional Communications System (EBRCS).
- Advocated successfully for Antioch related to various WETA activities
- BART and Highway 4 project management continued

## BUDGET DECISIONS

During budget development, much of our attention was focused on the General Fund, where general revenues are held to support the day to day operations of the City. The City does, however, have several other Funds that together comprise the entire fiscal picture of the City.

Total city wide revenue receipts are projected at \$124,323,791 for 2015-2016 and \$122,051,004 for 2016-2017 and are broken down by fund as follows:

### REVENUES - ALL CITY FUNDS

<b>FUND</b>	<b>Proposed 2015-2016</b>	<b>Proposed 2016-2017</b>
General Fund	\$49,610,058	\$50,000,434
Special Revenue Funds	14,932,804	15,090,314
Capital Projects Funds	6,398,100	1,286,650
Debt Service Fund	950,870	953,462
Internal Service Funds	6,405,111	6,923,151
Enterprise Funds	38,997,353	40,757,871
City of Antioch as Successor Agency and Housing Successor to the Antioch Development Agency Funds	5,318,738	5,336,591
Antioch Public Financing Authority	1,710,757	1,702,531
<b>TOTAL REVENUES</b>	<b>\$124,323,791</b>	<b>\$122,051,004</b>

Total City wide expenditures are projected at \$132,907,663 for 2015-2016 and \$129,217,870 for 2016-2017 and are broken down by fund as follows.

**EXPENDITURES - ALL CITY FUNDS**

<b>FUND</b>	<b>Proposed 2015-2016</b>	<b>Proposed 2016-2017</b>
General Fund	\$49,162,084	\$51,311,554
Special Revenue Funds	15,746,010	16,743,760
Capital Projects Funds	7,320,143	449,195
Debt Service Fund	945,054	952,328
Internal Service Funds	6,358,188	6,763,723
Enterprise Funds	45,916,502	46,273,862
City of Antioch as Successor Agency and Housing Successor to the Antioch Development Agency Funds	5,712,357	5,020,918
Antioch Public Financing Authority	1,747,325	1,702,531
<b>TOTAL EXPENDITURES</b>	<b>\$132,907,663</b>	<b>\$129,217,870</b>

Some final budget highlights for fiscal year 2015-2017 are outlined below.

- Balanced budget for fiscal years 2015 and 2016, with the addition of \$817,314 and \$447,974 to reserves respectively.
- 4% projected increase in property tax and \$450,000 additional property tax projected for the Northeast Annexation areas for fiscal year 2016 and an additional 4% increase in fiscal year 2017.
- 3.5% projected increase in sales tax (excluding Measure C) for fiscal year 2016 and 4% in fiscal year 2017.
- \$4,646,890 in projected Measure C revenues committed to Police and Code Enforcement services in fiscal year 2016 and \$4,832,765 in fiscal year 2017.
- Reinstatement of earthquake insurance for the Police facility and City Hall beginning in fiscal year 2016.
- Work furloughs and salary reductions eliminated during fiscal year 2015.

## **RESERVE POLICIES**

The City's current reserve policy continues to establish reserves for the following items:

- General Reserves – General Fund Unassigned Fund balance of the City will be a minimum of 10% of General Fund operating revenues, with a goal of reaching or maintaining a reserve level of 15% of General Fund operating revenues. This budget projects a reserve of 23.15% as June 30, 2016 and 20.35% as of June 30, 2017.
- Replacement Reserves – Reserves for replacement of capital equipment in the Office Equipment Replacement Fund and the Vehicle Replacement Fund.
- Mandated Liabilities Reserve – Reserves for compensated absences will be set at 5% of the total compensated absences liability provided in the previous year's annual audit.
- Litigation/Insurance Reserve – Reserves for litigations and insurance deductibles (either third party or self-insurance) will be set at ten times the City's self insured retention. This budget sets a reserve of \$500,000 due to increased deductibles for property insurance claims.

## **ECONOMIC OUTLOOK**

Because of steep declines in property values and reduced retail activity during “the great recession,” Antioch's revenues were reduced significantly. This, of course, directly translated into reduced City staffing and services. Even with the passage of Measure C and Measure O, it will be a number of years until property taxes and sales taxes will be sufficient to support an acceptable level of City services.

However, over the last few years, the general economy has improved and the level of residential development within the Bay Area has increased. The impact and consequences for those local and regional economies reliant on new housing construction are being felt in the form of increased property tax and sales tax. Antioch is experiencing a healthy amount of pre-development activity in residential, retail, commercial and industrial development; but it will be couple of years before this translates into property tax and sales tax revenues for the City. The upward price pressure on housing is pushing from Silicon Valley and San Francisco through the inner Bay Area and the I-680 corridor toward Antioch, which is a good value in comparison to those areas. The completion of the State Route 4 widening and the BART station will help support jobs and housing in Antioch. In addition, the 2014 annexation of over 500 acres

along the northeast shoreline provides an area where commercial and industrial development can produce local jobs, as well as property and sales tax.

Over the long run, is well positioned to take advantage of improvements in the Bay Area economy.

## **FUTURE CHALLENGES**

The City Council also has other projects and plans that will enrich the City and make Antioch an even more enjoyable place to live, work and play. I look forward to helping focus and guide us through these objectives which include:

- Continue to implement the City's Strategic Plan and update the plan this autumn.
- Continue to use of Measure C funds for the expansion of Police Department and Code Enforcement operations.
- Pursue revenue generating opportunities.
- Increase economic development efforts, locally and regionally
- Continue local and regional economic development collaboration to create jobs and expand the City's tax base.
- Promote Antioch as a place to grow businesses and families.
- Continue to monitor and protect the City's water rights.
- Determine costs and benefits of a desalinization plant.
- Maintain strong relationships with Antioch Unified School District.
- Seek expanded local employment opportunities for Antioch residents.
- Continue downtown revitalization efforts.
- Streamline and improve the City's business processes
- Continue to advocate for Antioch related to various WETA activities
- Continue monitoring BART and Highway 4 project
- Continue to work with adjacent cities to explore cost sharing and interagency cooperation

Special recognition should be given to our dedicated staff and the significant contributions they have made to get the City through these challenging times.

I also want to acknowledge and thank all of the individuals who assisted in development and production of this budget. The staff and I look forward to working with the City Council to implement the FY 2015-2017 Adopted Budget and to continue to improve the fiscal stability of the City.

Respectfully submitted,



STEVE DURAN  
City Manager

**This page left intentionally blank**



**CITY OF ANTIOCH  
2015-17 OPERATING BUDGET**



**TABLE OF CONTENTS**

	<u>Page</u>
Message from the City Manager .....	i-vii
Table of Contents .....	1
Budget Guide .....	4
Community Profile .....	7
Budget Strategies and Policies .....	10
Appropriation Limit Resolution 2015/31 .....	15
Resolutions For Adoption the City, APFA, Successor Agency and Housing Successor Budgets .....	16
Staffing Overview .....	21
<b>Financial Summaries</b> .....	<b>36</b>
General Fund Revenues .....	38
Fund Transfers .....	43
Internal Services .....	45
Annual Recurring Purchase Orders/Contracts .....	52
<b>GENERAL FUND SUMMARY</b> .....	<b>53</b>
General Fund Revenue and Expenditure Summary .....	56
Fund Balance History .....	57
General Fund Police Department Measure C Funding.....	59
General Fund Revenues .....	60
General Fund Expenditures .....	62
Legislative & Administrative	
City Council .....	67
City Attorney .....	69
City Manager .....	72
City Clerk .....	75
City Treasurer .....	78
Human Resources .....	79
Economic Development .....	82
Finance.....	85
Non-departmental .....	93

**CITY OF ANTIOCH  
2015-17 OPERATING BUDGET**



Public Works (General Fund) .....	94
Police.....	118
Recreation/Community Services .....	140
Community Development .....	142
<b>SPECIAL REVENUE FUNDS</b> .....	151
Federal Asset Forfeiture Fund .....	154
Delta Fair Property Fund .....	155
Community Development Block Grant (CDBG) Fund.....	156
Gas Tax Fund .....	159
Animal Control Fund .....	161
Civic Arts Fund.....	164
Park In Lieu Fund.....	166
Senior Bus Fund .....	167
Recreation Fund.....	169
Traffic Signal Fund .....	187
Police Asset Forfeiture Fund.....	188
Measure J Growth Management Fund .....	189
Child Care Fund .....	191
Tidelands Fund .....	192
Solid Waste Reduction Fund.....	193
Abandoned Vehicle Fund.....	197
National Pollutant Discharge Elimination (NPDES) Fund.....	198
Supplemental Law Enforcement Service Grant (SLESF) Fund.....	201
Byrne Grant Fund.....	202
CDBG Revolving Loan Fund.....	203
Traffic Safety Fund.....	204
PEG Fund.....	205
Street Impact Fund.....	206
Street Light and Landscape Maintenance District Funds .....	207
Post Retirement Medical Funds.....	227
<b>CAPITAL PROJECTS</b> .....	230
<b>DEBT SERVICE FUNDS</b> .....	242

**CITY OF ANTIOCH  
2015-17 OPERATING BUDGET**



---

<b>ENTERPRISE FUNDS</b> .....	245
Water Fund.....	247
Sewer Fund.....	257
Marina Fund .....	263
Prewett Park Fund .....	269
<b>INTERNAL SERVICE FUNDS</b> .....	278
Vehicle Replacement Fund .....	280
Vehicle Equipment Maintenance Fund .....	281
Information Systems Fund .....	282
<b>ANTIOCH PUBLIC FINANCING AUTHORITY</b> .....	292
<b>CITY OF ANTIOCH AS SUCCESSOR AGENCY AND HOUSING SUCCESSOR TO THE ANTIOCH DEVELOPMENT AGENCY</b> .....	298
Housing Fund.....	300
Redevelopment Obligation Retirement Fund.....	301
Successor Agency Debt Service Area #1 Fund.....	302
<b>SUPPLEMENTARY INFORMATION</b> .....	303
Debt Service Repayment Schedules .....	304
Glossary .....	309

**CITY OF ANTIOCH  
2015-17 OPERATING BUDGET**



---

**BUDGET GUIDE**

---

A budget serves many purposes. In addition to its inherent value as a resource and spending plan for the City, it informs the public about the City's financial strategies and provides the documentation needed for other financial-related matters such as audits, loans and grants.

The goal of the City's two year budget is to provide a plan that allocates resources to meet the needs and desires of Antioch residents. The budget is one way in which the City Council and City staff responds to the community's needs. It balances City revenues and costs with community priorities and requirements. The City's fiscal year is July 1<sup>st</sup> to June 30<sup>th</sup>.

In preparing the FY 2015-17 budget, City staff reviewed the 2014-2015 fiscal year and estimated the expenditures and revenues anticipated for the next two years. As a result, this budget incorporates revenues and expenditures that are expected to be incurred during FY 2015-16 and 2016-17.

**DOCUMENT ORGANIZATION**

***Message from the City Manager***

In his message, the City Manager summarizes the proposed budget to the City Council. He outlines strategies and objectives for change and improvements, lists FY 2014-2015 accomplishments, highlights the financial outlook, and summarizes the City's priorities for fiscal years 2016 through 2017. The most critical issues facing each department during the coming fiscal year are also highlighted and discussed in this section of the document.

***Community Profile***

This section contains valuable information about the City, its people, and its businesses. City services, population and housing, employment, transportation, and school services are discussed.

***Budget Strategies and Policies***

Included in this section are descriptions of finance-related information such as the City's financial objectives, reporting requirements, management responsibilities, reserve descriptions, appropriation control debt management and investment reporting.

***Staffing Overview***

This section provides an overview of the City's current staffing levels and highlights any new positions included in the budget.

**CITY OF ANTIOCH  
2015-17 OPERATING BUDGET**



***Financial Summaries***

An overall financial picture of Antioch by fund type is shown in this section, including a description of General fund revenues and summary financial tables.

***City Budgets By Fund***

These sections provide detailed information for each fund of the City, grouped by fund type. The City maintains the following fund types: General Fund, Special Revenue Funds, Capital Projects Funds, Debt Service Funds, Internal Service Funds and Agency Funds. Information about each department within the fund, including department and division descriptions, FY 2016 through 2017 objectives, sources of revenue, and anticipated expenditures are included.

***City of Antioch as Successor Agency and Housing Successor to the Antioch Development Agency (ADA)***

The Antioch Development Agency (ADA) was formed June 25, 1974, for the purpose of renovating designated areas within the City of Antioch. Effective February 1, 2012, all redevelopment agencies were abolished as a result of AB 1X26 (the Dissolution Act). The City of Antioch elected to become the successor agency and housing successor for the ADA and as such has adopted an Enforceable Obligations Schedule (EOPS) outlining existing obligations to be paid by the former redevelopment agency. As Successor Agency and Housing Successor, the City is responsible for winding down the operations of the former Antioch Development Agency and paying the obligations until satisfied. Contra Costa County will distribute property tax increment to the City to pay obligations as they come due in six month increments based on a Recognized Obligation Payment Schedule (ROPS) that is submitted to the County Auditor Controller, State Auditor Controller, State Department of Finance and Oversight Board to the City as Successor Agency twice a year.

***Antioch Public Financing Authority (APFA)***

The Antioch Public Financing Authority (APFA) is a joint powers authority organized by the City and former Antioch Development Agency (ADA) to provide financial assistance to the City and the ADA by financing real and personal property and improvements for the benefit of the residents of the City. It is a blended component unit of the City, and is accounted for in separate funds of the City. As such, the APFA has its own budget section. Information on each fund can be found in the APFA section of this budget.

**BUDGET PROCESS**

- |                          |   |
|--------------------------|---|
| <b>January/February:</b> | Preliminary department budgets are submitted and preparation of draft budget document |
| <b>March:</b>            | City Manager approves draft budget and workshops and presentations on budget begin    |
| <b>May:</b>              | Budget presentations continue and public hearing is scheduled                         |
| <b>June:</b>             | Final budget is adopted for next cycle  |

**CITY OF ANTIOCH  
2015-17 OPERATING BUDGET**



---

***Midyear Review***

In October/November of each year, the City Manager and Finance Director give the Council a report on current year revenues and expenditures. Budget adjustments, if required, are approved by the City Council. With the adoption of a two year budget beginning with this cycle, a review will also be in the May/June timeframe.

***Department Preliminary Submittals***

Each Department must submit their preliminary budget to the City Manager via the Finance Department by mid-February. These budgets must include requests for reclassification and/or reorganization, program changes, services level adjustments, and anticipated revenues and expenditures. In addition, the Human Resources Department provides information regarding changes in fixed labor costs and the Finance Department provides estimated General Fund revenues.

***Budget Document Preparation and Approval***

The Finance Department prepares the draft budget for review by the City Manager. Following meetings with Department Directors, adjustments made by the City Manager are incorporated into a final draft budget. Workshops with the City Council and public presentations at regular meetings of the Council begin in March and continue through April and May. A public hearing is held in June. Citizens are encouraged to give input and voice their opinions during this open session. The budget and any suggested changes are reviewed and approved by the Council no later than June 30<sup>th</sup>.

# **COMMUNITY PROFILE**

**CITY OF ANTIOCH  
2015-17 OPERATING BUDGET**



**COMMUNITY PROFILE**

Antioch has become one of the most popular communities in East Contra Costa County and is referred to as "The Gateway to the Delta" because of its proximity to the San Joaquin Delta, and is among the most affordable communities in the San Francisco Bay Area.

Antioch is located on the banks of the San Joaquin River in Northern California. Just off of Highway 4, in Contra Costa County. With a population of over 100,000 people, Antioch has become the heart of Eastern Contra Costa County, offering a variety of employment; shopping and vast recreational activities.

Housing options include many new home developments as well as more established communities. Many of the local residents commute to other areas in Contra Costa, Alameda, Santa Clara, San Francisco and San Joaquin counties for employment. Employment opportunities have increased in the nearby communities and continue to add to the popularity of Antioch's housing market.

**Government**

The City of Antioch incorporated in February, 1872 as a general law city and operates under a Council-Manager form of government. Policy making and legislative authority is vested in a five-member City Council consisting of a Mayor and four Council Members. The four Council Members are elected to four-year overlapping terms. The Mayor is directly elected to a four-year term.

The City Council's main duties include passing ordinances, adopting the budget, appointing committees, and hiring both the City Manager and City Attorney.

The City Manager is responsible for implementing the policies and enforcing the ordinances adopted by the City Council, overseeing day-to-day operations of city government, and appointing the heads of the various city departments

**Population**

After three decades of substantial growth in residential construction the City of Antioch's population has stabilized at 108,298, making it the second largest city in Contra Costa County.

**Labor Force and Employment**

The City of Antioch's total labor force (employed residents) is 50,000 and the unemployment rate is 6.5 percent as of April 2015. Many of our residents are employed in jobs located in neighboring communities. The range of their occupations includes sales, managerial services, technical support, professional specialties, warehousing and manufacturing.

Employment within the City of Antioch is growing and is concentrated in six industry sectors – professional and business services, healthcare, financial services, retail, public sector employment and limited manufacturing.

**Housing Units**

As of the 2010 census, there were 34,849 housing units in the City of Antioch. Persons per household number was 3.15 and the housing unit vacancy rate was 7.5 percent.



**CITY OF ANTIOCH  
2015-17 OPERATING BUDGET**



**COMMUNITY PROFILE**

**Transportation/Access**

California State Highway 4, connecting San Francisco-Oakland with Stockton and Central Valley points, bisects the City. Connecting with this freeway east of Antioch is State Highway 160, running north to Sacramento, across the Nejedly Bridge, offering access to Solano County and the Sacramento area.

A section of the new Highway 4 Bypass was recently opened which connects Highway 4 to Lone Tree Way and the existing middle Bypass segment in Brentwood. This has provided traffic relief to congested roadways and it accommodates the commuters and citizens to and from Antioch.

Antioch is served by a network of commuter transportation options including daily Amtrak passenger service with a depot in the historic Rivertown area. The Bay Area Rapid Transit (BART) system provides bus and rail connections throughout the Bay Area. Tri Delta Transit bus service travels throughout East County.

Commercial and private air service is available 15 miles west at Buchanan Field. Five other major airports serve the area: Oakland, San Francisco, Sacramento, and San Jose International Airports, and Stockton Metropolitan Airport

**Education**

Antioch is served by the Antioch Unified School District (AUSD). The District has fourteen elementary schools, four middle schools, two comprehensive high schools, one medical magnet high school, various academies located within the two existing comprehensive high school campuses, and six alternative education schools with a K-12 enrollment of about 19,000 students. There are also three K-8 charter schools with an enrollment of approximately 470. While all schools are located within the Antioch boundaries, the school district also serves portions of the surrounding communities. In addition to these schools, Antioch also offers Antioch Adult School. Surrounding areas of Antioch also offer four additional college campuses and trade schools for the citizens to utilize for higher educational learning opportunities.

**Health Care**

Antioch has several professional medical offices and two hospitals. The newest facility, which opened in 2008, is the new state of the art Kaiser Permanente Hospital, located on the southeastern end of the City limits. This new facility provides Antioch with additional means of local healthcare, while making it more convenient and a safer place for medical emergencies to be addressed in a timely manner.

**Prewett Park**

Prewett Park is the City's largest recreation facility with year round use. Some of the current amenities of Prewett Park include the water park with multiple swimming pools and slides, a skate park and picnic areas. Prewett Park has recently increased the services with the addition of a large community hall, multi-purpose athletic court, multi-purpose class rooms and a technology center in addition to many other amenities.

The City also has numerous other park sites which include: neighborhood parks, playground equipment, tennis courts, picnic areas, trails and a sports complex.

**CITY OF ANTIOCH  
2015-17 OPERATING BUDGET**

**BUDGET STRATEGIES AND POLICIES**

**CITY OF ANTIOCH  
2015-17 OPERATING BUDGET**



**BUDGET STRATEGIES AND POLICIES**

The City of Antioch has developed broad policy direction through the development of budget strategies that establish long-term policy guidance for conducting the City's financial activities. The City Council has established these policies to meet the following strategic objectives:

**BUDGET STRATEGIES**

***Strategic Focus*** – The City's financial management should be strategic, reflecting the Council's and the community's priorities for service while providing resources that realistically fund routine operations. A strategic plan was adopted by the City Council in June 2014.

***Fiscal control and accountability*** – The City's financial activities should be fiscally sound and accountable to the City Council through the City Manager.

***Clarity*** – The City's financial planning and reporting should be clear and easy to understand so that all participants, the council, the community, and staff can productively participate in making good decisions.

***Long-term planning*** – The City's financial planning should emphasize multi-year horizons to promote long-term planning of resource uses.

***Flexible and cost effective responses*** – The City's financial management practices should encourage an organization that responds quickly and straightforwardly to community demands. The City's management should flexibly respond to opportunities for better service, should proactively manage revenues, and should cost-effectively manage ongoing operating costs.

**FISCAL POLICIES**

***Financial Activity Reporting***

The City's financial activity will be reported in a variety of funds, which are the basic accounting and reporting entities in governmental accounting. The City's accounting structure will make it possible:

- To present fairly and with full disclosure the financial position and results of financial operations of the funds of the City in conformity with generally accepted accounting principles, and
- To determine and demonstrate compliance with finance-related legal and contractual provisions.

***Management Responsibility***

The City Manager and staff shall provide the City Council with monthly updates and a mid-year review of financial activities during the budget process of each year. The review will compare annual budget projections with actual results.

**CITY OF ANTIOCH  
2015-17 OPERATING BUDGET**



**BUDGET STRATEGIES AND POLICIES**

**RESERVE POLICY**

The City will maintain reserve funds to:

- Stabilize the City's fiscal base for fluctuations in revenues and expenditures;
- Provide for nonrecurring, unanticipated expenditures; and
- Provide for replacement of capital equipment.
- Provide for payment of mandated liabilities (i.e., compensated absences).
- Provide for payment of unanticipated litigation or insurance costs.

***General Reserves***

The purpose of these funds is to be prepared for possible future reductions in revenues or increases in expenditures, to generate interest income and to provide for unexpected opportunities and contingencies. These funds will be known as the *General Fund Unassigned Fund Balance* of the City and will be budgeted annually at a minimum of 10% of General Fund operating revenues; with a goal of reaching and/or maintaining a *General Fund Unassigned Fund Balance* level at 15% of operating revenues with the addition of at least \$500,000 to the unassigned fund balance each year as available.

City Council has also directed the following commitment of Fund Balance via resolution 2012/44:

1. The ability to divert water from the San Joaquin River is a pre-1914, judicially recognized water right asset held by the City of Antioch. Therefore, effective with the 2011/12 fiscal year, the City Council of the City of Antioch hereby commits the portion of General Fund fund balance generated by the reimbursement from the State Department of Water Resources for "usable river water" days per month to the following purposes:
  - In a budget year that reimbursement is received and there is a budget surplus (i.e., revenues exceed expenditures and unassigned fund balance is at least 10%), monies received shall be used to replenish the litigation and replacement reserves; or
  - In a budget year that reimbursement is received and there is a budget deficit (i.e., expenditures exceed revenues and/or unassigned fund balance is below 10%), monies received shall be used to offset the deficit.

***Replacement Reserves***

The purpose of these funds is to provide sufficient funds for the anticipated replacement of capital equipment. These reserves are maintained within the Internal Service funds called Office Equipment Replacement Fund (573) and the Vehicle Replacement Fund (569).

***Mandated Liabilities Reserve (Commitment of Fund Balance)***

The purpose of this reserve is to fund the City's mandated liabilities which are currently comprised of a *Commitment for Compensated Absences*. The purpose of this reserve is to pay employees for unused vacation and/or vested sick leave benefits upon termination. The reserve level is set at 5% of the total compensated

**CITY OF ANTIOCH  
2015-17 OPERATING BUDGET**



**BUDGET STRATEGIES AND POLICIES**

absences liability and is adjusted annually based upon the previous year's total compensated absence liability provided in the previous year's annual audit. This reserve will be maintained within the General Fund Reserves in addition to the General Fund Unassigned reserves.

***Litigation/Insurance Reserve (Commitment of Fund Balance)***

The purpose of this reserve is to fund unanticipated litigation or other insurance deductible costs (whether third party or self-insurance) not covered by the City's risk pool. The reserve level is set at ten times the City's self insured liability retention, which currently is \$50,000, representing a \$500,000 reserve.

**BUDGET AND FINANCIAL PLAN**

The City Manager will present a budget and periodic financial information to the City Council, setting forth the following information:

- Actual revenues, expenditures, reserve balances, and fund balances for the prior fiscal year;
- Estimated revenues, expenditures, reserve balances, and fund balances for the current fiscal year;
- Projected revenues, expenditures, reserve balances, and fund balances for the next fiscal year;
- Goals and objectives to be achieved by the organization over the next year;
- Capital Improvement Program for the next five years.

**APPROPRIATIONS AND AMENDMENTS CONTROL**

Appropriations of fiscal resources are the responsibility of the City Council, the City Manager, and Department Heads.

Appropriations requiring Council action are;

- Appropriation of reserves, except replacement reserves;
- Transfers between funds;
- Appropriations and amendments of any unbudgeted expenditures;
- Appropriations and amendments of any unassigned revenues; and
- Inter-fund loans.

**CITY OF ANTIOCH  
2015-17 OPERATING BUDGET**



**BUDGET STRATEGIES AND POLICIES**

Appropriations and amendments requiring City Manager action are;

- Transfers between departments within a fund (i.e. between Public Works and Police);
- Transfers between line items within a department or division above \$50,000 per occurrence, and
- Appropriation of replacement reserves.

Appropriations and amendments requiring Department Head action are:

- Transfers between line items within a department or division up to and including \$50,000 per occurrence.

***Investments***

The City Council will annually review an Investment Policy in conformance with California Government Code. The policy will address the objectives of safety, liquidity, and yield with respect to the City's financial assets.

***Fees and Charges***

The City Council will annually update the schedule of fees and charges. The fees and charges will be set to provide adequate resources for the cost of the program or service provided.

***Purchasing***

The City will maintain a purchasing policy designed to support and enhance the delivery of governmental services while seeking to obtain the maximum value for each dollar expended.

**FUNDS OF THE CITY OF ANTIOCH**

Governmental accounting systems are organized and operated on a fund basis. A fund is a self-balancing set of accounts recording cash and other financial resources, together with all related liabilities and residual equities or balances. Funds are used to segregate the City's financial activities in categories that attain certain objectives in accordance with special regulations, restrictions, or limitations.

***Basis of Accounting and Budgeting***

The budget is reported using the current financial resources measurement focus and the modified accrual basis of accounting. Revenues are recognized as soon as they are both measurable and available. Revenues are considered to be available when they are collectible within the current period or soon enough thereafter to be used to pay liabilities of the current period (generally 60 days). Expenditures are recorded when a liability is incurred. However, debt service expenditures, as well as expenditures related to compensated absences and claims and judgments are recorded only when payment is due.

CITY OF ANTIOCH  
2015-17 OPERATING BUDGET



BUDGET STRATEGIES AND POLICIES

RESOLUTION NO. 2015/31

APPROPRIATIONS LIMIT

A RESOLUTION OF THE CITY COUNCIL OF THE CITY OF ANTIOCH SETTING THE APPROPRIATIONS LIMIT FOR FISCAL YEAR 2015-16 AND SELECTING THE CALIFORNIA PER CAPITA PERSONAL INCOME AND THE STATE DEPARTMENT OF FINANCE POPULATION GROWTH FACTORS FOR FISCAL YEAR 2015-16

**WHEREAS**, Article XIII B of the California Constitution (Proposition 4) establishes expenditure limits for cities;

**WHEREAS**, State implementing legislation requires cities to annually adopt a resolution establishing its appropriations limit for the following fiscal year; and

**WHEREAS**, the Director of Finance has made the calculations specified in said law, and concludes that the appropriations limit is the sum of \$114,489,265.

**WHEREAS**, pursuant to said law, this agenda item has been made available to the public for two weeks prior to the date of adoption of this resolution.

**NOW, THEREFORE, BE IT RESOLVED** that the City Council of the City of Antioch selects the California per capita personal income cost of living growth factor for Fiscal Year 2015-16, selects the population percent change certified by the State Department of Finance for Fiscal Year 2015-16, and establishes the appropriations limit for the Fiscal Year 2015-16 as \$114,489,265.

\* \* \* \* \*

The foregoing resolution was passed and adopted by the City Council of the City of Antioch at a regular meeting thereof held on May 26, 2015, by the following vote:

**AYES:** Council Members Wilson, Ogorchock, Tiscareno, Rocha, and Mayor Harper

**NOES:** None

**ABSENT:** None

ARNE SIMONSEN  
CITY CLERK OF THE CITY OF ANTIOCH

**CITY OF ANTIOCH  
2015-17 OPERATING BUDGET**



**BUDGET STRATEGIES AND POLICIES**

**RESOLUTION NO. 2015/44**

**RESOLUTION OF THE CITY COUNCIL OF THE CITY OF ANTIOCH APPROVING AND ADOPTING A TWO-YEAR OPERATING BUDGET FOR FISCAL YEARS 2015-17, APPROPRIATING THE FUNDS NECESSARY TO MEET THE EXPENDITURES SET FORTH THEREIN, AND REVISING THE 2014-15 OPERATING BUDGET**

**WHEREAS**, the City Manager of the City of Antioch, in accordance with Antioch Municipal Code, Title 2, Section 2-2.06(B)(7), has submitted to the City Council a Preliminary Two-Year Operating Budget for the 2015-17 Fiscal Years; and

**WHEREAS**, the City Council of the City of Antioch has heretofore considered said Operating Budget; and

**WHEREAS**, the City Council did receive, consider and evaluate all public comments on the 2015-17 Operating Budget document as submitted by the City Manager; and

**WHEREAS**, the City Council did receive, consider and evaluate the revised 2014-15 portion of the Operating Budget as submitted; and

**WHEREAS**, in facing declining resources for maintenance of parks, trails and paths, including recreational trails, bike paths, and the trail at the Marina and along the riverfront, the City Council realizes that it could close some of these amenities as it strives to attain a balanced budget, but has determined that it is in the public interest to leave these important recreational amenities open but with reduced maintenance; and

**NOW THEREFORE BE IT RESOLVED:**

**SECTION 1.** The City Manager's 2015-17 Fiscal Years Operating Budget, for general and special City purposes, and the 2014-15 Fiscal Year revised budget are hereby approved and adopted.

**SECTION 2.** The City's reserve policy is as follows:

- General Reserves - General Fund unassigned fund balance of the City will be a minimum of 10% of General Fund operating revenues, with a goal of maintaining an unassigned fund balance level of 15% of General Fund operating revenues with the addition of \$500,000 to the unassigned fund balance each year as available.
- Replacement Reserves – Reserves for replacement of capital equipment in the Office Equipment Replacement Fund and the Equipment Maintenance Fund.
- Mandated Liabilities Reserve – Reserves for compensated absences will be committed at 5% of the total compensated absences liability provided in the previous year's annual audit.
- Litigation/Insurance Reserve – Reserves for litigation and increased insurance deductibles (whether third-party or self-insurance) will be committed in the amount of \$500,000 for the 2015-17 fiscal years.



**CITY OF ANTIOCH  
2015-17 OPERATING BUDGET**



**BUDGET STRATEGIES AND POLICIES**

**RESOLUTION NO. 2015/**

**RESOLUTION OF THE CITY COUNCIL OF THE CITY OF ANTIOCH APPROVING AND ADOPTING A TWO-YEAR OPERATING BUDGET FOR FISCAL YEARS 2015-17, APPROPRIATING THE FUNDS NECESSARY TO MEET THE EXPENDITURES SET FORTH THEREIN, AND REVISING THE 2014-15 OPERATING BUDGET**

**WHEREAS**, the City Manager of the City of Antioch, in accordance with Antioch Municipal Code, Title 2, Section 2-2.06(B)(7), has submitted to the City Council a Preliminary Two-Year Operating Budget for the 2015-17 Fiscal Years; and

**WHEREAS**, the City Council of the City of Antioch has heretofore considered said Operating Budget; and

**WHEREAS**, the City Council did receive, consider and evaluate all public comments on the 2015-17 Operating Budget document as submitted by the City Manager; and

**WHEREAS**, the City Council did receive, consider and evaluate the revised 2014-15 portion of the Operating Budget as submitted; and

**WHEREAS**, in facing declining resources for maintenance of parks, trails and paths, including recreational trails, bike paths, and the trail at the Marina and along the riverfront, the City Council realizes that it could close some of these amenities as it strives to attain a balanced budget, but has determined that it is in the public interest to leave these important recreational amenities open but with reduced maintenance; and

**NOW THEREFORE BE IT RESOLVED:**

**SECTION 1.** The City Manager's 2015-17 Fiscal Years Operating Budget, for general and special City purposes, and the 2014-15 Fiscal Year revised budget are hereby approved and adopted.

**SECTION 2.** The City's reserve policy is as follows:

- General Reserves - General Fund unassigned fund balance of the City will be a minimum of 10% of General Fund operating revenues, with a goal of maintaining an unassigned fund balance level of 15% of General Fund operating revenues with the addition of \$500,000 to the unassigned fund balance each year as available.
- Replacement Reserves – Reserves for replacement of capital equipment in the Office Equipment Replacement Fund and the Equipment Maintenance Fund.
- Mandated Liabilities Reserve – Reserves for compensated absences will be committed at 5% of the total compensated absences liability provided in the previous year's annual audit.
- Litigation/Insurance Reserve – Reserves for litigation and increased insurance deductibles (whether third-party or self-insurance) will be committed in the amount of \$500,000 for the 2015-17 fiscal years.

**CITY OF ANTIOCH  
2015-17 OPERATING BUDGET**



**BUDGET STRATEGIES AND POLICIES**

**SECTION 3.** Appropriations and Amendments Control Policy is as follows:

Appropriations requiring Council action are:

- Appropriation of reserves, except replacement reserves;
- Transfers between funds;
- Appropriations and amendments of any unbudgeted expenditures;
- Appropriations and amendments of any unassigned revenues; and
- Inter-fund loans.

Appropriations and amendments requiring City Manager action are:

- Transfers between departments within a fund (e.g. between Public Works and Police);
- Transfers between line items within a department or division above \$50,000 per occurrence, and
- Appropriation of replacement reserves.

Department Heads may approve:

- Transfers between line items within a department or division up to and including \$50,000 per occurrence.

**SECTION 4.** The City Council hereby approves and continues the following commitments of Fund Balance:

- Measure C half cent sales tax revenues shall be committed to Police and Code Enforcement services as follows:
  - Code Enforcement – In an amount necessary to fund one Code Enforcement Officer and any necessary equipment and 20% of the Deputy Director of Community Development dedicated to Code Enforcement services; and
  - Police Services – In an amount equal to the total projected Measure C revenue in any given year less the amount allocated to Code Enforcement. The amount will be in addition to the “base” General Fund appropriation for Police Services as determined in each budget year to determine the total Police Services appropriation in any given fiscal year. Expenditures will be first applied to the General Fund appropriation amount and then Measure C revenue/appropriation. In a fiscal year in which the total actual expenditures are below the total appropriation, the amount of the difference will be considered Measure C savings and committed for use in the next fiscal year.

\* \* \* \* \*

**CITY OF ANTIOCH  
2015-17 OPERATING BUDGET  
BUDGET STRATEGIES AND POLICIES**



**I HEREBY CERTIFY** that the foregoing resolution was passed and adopted by the City Council of the City of Antioch at a regular meeting thereof, held on the 23rd day of June 2015, by the following vote:

**AYES:** Council Members Wilson, Ogorchock, Tiscareno, Rocha and Mayor Harper

**NOES:** None

**ABSENT:** None

A handwritten signature in blue ink, which appears to read "Arne Simonsen". The signature is fluid and cursive, written over a horizontal line.

**ARNE SIMONSEN  
CITY CLERK OF THE CITY OF ANTIOCH**



**CITY OF ANTIOCH  
2015-17 OPERATING BUDGET  
BUDGET STRATEGIES AND POLICIES**



**RESOLUTION NO. 2015/45**

**RESOLUTION OF THE CITY OF ANTIOCH PUBLIC FINANCING AUTHORITY ADOPTING A TWO-YEAR BUDGET FOR THE FISCAL YEARS 2015-17 AND REVISING THE 2014-15 BUDGET**

**WHEREAS**, The City Council formed the Antioch Public Financing Authority in April 1993 to provide financial assistance to the City by financing improvements for the benefit of the residents of the City; and

**WHEREAS**, the City Council of the City of Antioch has heretofore considered said budget;

**NOW THEREFORE BE IT RESOLVED** that the Authority Budget for the 2015-17 Fiscal Years and the 2014-15 Fiscal Year revised budget, on file with the Authority Secretary, are hereby approved and adopted.

\* \* \* \* \*


The foregoing resolution was passed and adopted by the City of Antioch Public Financing Authority at a regular meeting thereof, held on the 23rd day of June 2015, by the following vote:

**AYES:** Council Members Wilson, Ogorchock, Tiscareno, Rocha and Mayor Harper

**NOES:** None

**ABSENT:** None

**ARNE SIMONSEN, SECRETARY**



**CITY OF ANTIOCH  
2015-17 OPERATING BUDGET**



**BUDGET STRATEGIES AND POLICIES**

**SA RESOLUTION NO. 2015/17**

**RESOLUTION OF THE CITY OF ANTIOCH AS SUCCESSOR AGENCY AND HOUSING SUCCESSOR TO THE ANTIOCH DEVELOPMENT AGENCY ADOPTING A TWO-YEAR BUDGET FOR THE FISCAL YEARS 2015-17 BUDGET AND REVISING THE 2014-15 BUDGET AS RELATED TO THE ACTIVITIES OF THE SUCCESSOR AGENCY AND HOUSING SUCCESSOR**

**WHEREAS**, the Antioch Development Agency was formed by the adoption of the Redevelopment Plan in July 1975; and

**WHEREAS**, pursuant to the passage of AB 1X26 upheld by the California Supreme Court, redevelopment agencies were required to be dissolved by February 1, 2012; and

**WHEREAS**, pursuant to Resolution No. 2012/07 dated January 24, 2012, the City of Antioch confirmed its intention to serve as the Successor Agency to the Antioch Development Agency for non-housing related functions and pursuant to Resolution No. 2012/06 dated January 24, 2012, the City of Antioch elected to perform the housing functions of the Antioch Development Agency pursuant to AB 1X26; and

**WHEREAS**, the City Council of the City of Antioch as Successor Agency and Housing Successor to the Antioch Development Agency has heretofore considered said Operating Budget; and

**WHEREAS**, the City Council as Successor Agency and Housing Successor to the Antioch Development Agency did receive, consider and evaluate the revised 2014-15 portion of the Operating Budget as submitted; and

**WHEREAS**, enforceable obligations of the Successor Agency and Housing Successor are incorporated into said budgets;


**NOW THEREFORE BE IT RESOLVED:**

- A. That the Successor Agency and Housing Successor Two-Year Budget for the 2015-17 Fiscal Years, on file with the Recording Secretary, is hereby approved and adopted.
- B. That the revised portion of the Successor Agency and Housing Successor Budget for the 2014-15 Fiscal Year is hereby approved and adopted.

\* \* \* \* \*

The foregoing resolution was passed and adopted by the City of Antioch as Successor Agency and Housing Successor to the Antioch Development Agency at a regular meeting thereof, held on the 23rd day of June 2015, by the following vote:

**AYES:** Council Members Wilson, Ogorchock, Tiscareno, Rocha and Mayor Harper  
**NOES:** None  
**ABSENT:** None

  
\_\_\_\_\_  
**ARNE SIMONSEN, RECORDING SECRETARY**



**CITY OF ANTIOCH  
2015-17 OPERATING BUDGET**

**STAFFING OVERVIEW**

**CITY OF ANTIOCH  
2015-17 OPERATING BUDGET**



**STAFFING OVERVIEW**

The City Council approves all new positions and status (employee versus contract; regular versus temporary; full-time versus part-time.) In addition, the City Council reviews all staffing levels on an annual basis during the budget process.

A position allocation system is the standard mechanism used by municipalities to track and monitor staffing levels and approvals. A "Position Allocation Summary" follows:

**2015-17 POSITION ALLOCATION SUMMARY – FUNDED POSITIONS**

GENERAL FUND POSITIONS	Total Funded FY 14-15 FTE	Total Filled FTE's 5.31.15	Total Funded FY 15-17 FTE
<b>CITY COUNCIL (100-1110)</b>			
Mayor (Elected)	1.00	1.00	1.00
Mayor Pro-Tem (Elected)	1.00	1.00	1.00
Council Member (Elected)	3.00	3.00	3.00
<b>Sub-total</b>	5.00	5.00	5.00
<b>CITY ATTORNEY (100-1120)</b>			
City Attorney	1.00	0.00	1.00
Executive Assistant	0.50	0.50	0.50
<b>Sub-total</b>	1.50	0.50	1.50
<b>CITY MANAGER (100-1130)</b>			
City Manager	1.00	1.00	1.00
Executive Assistant	0.50	0.50	0.50
<b>Sub-total</b>	1.50	1.50	1.50
<b>CITY CLERK (100-1140)</b>			
City Clerk (Elected)	1.00	1.00	1.00
Deputy City Clerk	1.00	1.00	1.00
<b>Sub-total</b>	2.00	2.00	2.00

**CITY OF ANTIOCH  
2015-17 OPERATING BUDGET**



**STAFFING OVERVIEW**

<b>GENERAL FUND POSITIONS (Continued)</b>	<b>Total Funded FY 14-15 FTE</b>	<b>Total Filled FTE's 5.31.15</b>	<b>Total Funded FY 15-17 FTE</b>
<b>CITY TREASURER (100-1150)</b>			
City Treasurer	1.00	1.00	1.00
Finance Director (0.80 charged to Finance Admin 100-1210; .075 each to 611/621)	0.05	0.05	0.05
Accountant 1 (0.90 charged to Finance Acct 100-1220)	0.10	0.10	0.10
<b>Sub-total</b>	<b>1.15</b>	<b>1.15</b>	<b>1.15</b>
<b>HUMAN RESOURCES (100-1160)</b>			
Administrative Services Director	1.00	1.00	1.00
Human Resources Analyst	1.00	1.00	1.00
Human Resources Technician	2.00	2.00	2.00
<b>Sub-total</b>	<b>4.00</b>	<b>4.00</b>	<b>4.00</b>
<b>ECONOMIC DEVELOPMENT DEPT (100-1180)</b>			
Economic Development Program Manager	1.00	1.00	1.00
<b>Sub-total</b>	<b>1.00</b>	<b>1.00</b>	<b>1.00</b>
<b>LEGISLATIVE AND ADMINISTRATIVE TOTAL</b>	<b>16.15</b>	<b>15.15</b>	<b>16.15</b>
<b>FINANCE DEPARTMENT:</b>			
<b>Administration (100-1210)</b>			
Finance Director (0.05 funded in City Treasurer 100-1150; .075 each to 611/621)	0.80	0.80	0.80
<b>Sub-total</b>	<b>0.80</b>	<b>0.80</b>	<b>0.80</b>
<b>Accounting Services (100-1220)</b>			
Deputy Finance Director	1.00	1.00	1.00
Accountant I (0.10 charged to City Treasurer 100-1150)	1.90	1.90	1.90
Accounting Technician	1.00	1.00	1.00
Payroll Specialist	1.00	0.00	1.00
<b>Sub-total</b>	<b>4.90</b>	<b>3.90</b>	<b>4.90</b>



**CITY OF ANTIOCH  
2015-17 OPERATING BUDGET**



**STAFFING OVERVIEW**

	<b>Total Funded FY 14-15 FTE</b>	<b>Total Filled FTE's 5.31.15</b>	<b>Total Funded FY 15-17 FTE</b>
<b>GENERAL FUND POSITIONS (Continued)</b>			
<b>Finance Operations (100-1230)</b>			
Finance Services Supervisor	0.15	0.15	0.15
Business License Representative	1.00	1.00	1.00
Customer Service Representative I & II ( charged .45 to 6112330/.45 to 6212220)	0.50	0.50	0.50
<b>Sub-total</b>	1.65	1.65	1.65
<b>FINANCE TOTAL</b>	<b>7.35</b>	<b>6.35</b>	<b>7.35</b>
<b>PUBLIC WORKS DEPARTMENT:</b>			
<b>Administration (100-2140)</b>			
Director Of Public Works	1.00	1.00	1.00
Administrative Assistant III	0.33	0.33	0.33
<b>Sub-total</b>	1.33	1.33	1.33
<b>General Maintenance Supervision (100-2150)</b>			
Deputy Director of Public Works	0.125	0.125	0.125
Operations Supervisor	0.125	0.125	0.125
<b>Sub-total</b>	0.250	0.250	0.250
<b>Street Maintenance (100-2160)</b>			
Street Maintenance Leadworker	1.00	1.00	1.00
Street Maintenance Worker I & II	3.00	2.00	3.00
Equipment Operator	1.00	0.00	1.00
<b>Sub-total</b>	5.00	3.00	5.00
<b>Striping &amp; Signing (100-2180)</b>			
Street Maintenance Leadworker	1.00	1.00	1.00
Street Maintenance Worker I & II	2.00	2.00	2.00
<b>Sub-total</b>	3.00	3.00	3.00
<b>Facilities Maintenance (100-2190)</b>			
Operations Supervisor	0.125	0.125	0.125
Facility Maintenance Leadworker	1.000	1.000	1.000
Facility Maintenance Worker I/II	0.000	0.000	1.000
<b>Sub-total</b>	1.125	1.125	2.125

**CITY OF ANTIOCH  
2015-17 OPERATING BUDGET**



**STAFFING OVERVIEW**

<b>GENERAL FUND POSITIONS (Continued)</b>	<b>Total Funded FY 14-15 FTE</b>	<b>Total Filled FTE's 5.31.15</b>	<b>Total Funded FY 15-17 FTE</b>
<b>Parks Maintenance (100-2195)</b>			
Deputy Director of Public Works	0.025	0.025	0.025
Landscape Maintenance Leadworker	1.000	1.000	1.000
<b>Sub-total</b>	<b>1.025</b>	<b>1.025</b>	<b>1.025</b>
<b>Median Landscape (100-2196)</b>			
Deputy Director of Public Works	0.0250	0.0250	0.0250
Operations Supervisor	0.0000	0.0000	0.1625
Landscape Maintenance Leadworker	0.1625	0.1625	0.0000
Landscape Maintenance Worker I/II (split among programs)	0.4125	0.4125	0.4125
General Laborer (split among programs)	0.4125	0.4125	0.4125
<b>Sub-total</b>	<b>1.0125</b>	<b>1.0125</b>	<b>1.0125</b>
<b>Work Alternative Program (100-2198)</b>			
Landscape Maintenance Worker I/II	1.00	1.00	1.00
<b>Sub-total</b>	<b>1.00</b>	<b>1.00</b>	<b>1.00</b>
<b>Warehouse &amp; Central Stores (100-2620)</b>			
Lead Warehouse Maintenance Worker (.80 fund 611/.07 fund 621/.06 fund 570)	0.07	0.07	0.07
Warehouse Maintenance Worker II (.80 fund 611/.07 fund 621/.06 fund 570)	0.07	0.07	0.07
<b>Sub-total</b>	<b>0.14</b>	<b>0.14</b>	<b>0.14</b>
<b>Engineering Services/Land Development (100-5150)</b>			
Assistant Engineer	1.00	1.00	1.00
Assistant Engineer w/Certificate	1.00	1.00	1.00
Assistant City Engineer	0.25	0.25	0.25
Public Works Inspector	2.00	2.00	2.00
Administrative Analyst 2	1.00	1.00	1.00
Development Services/Engineering Tech (Assoc)	1.00	1.00	1.00
<b>Sub-total</b>	<b>6.25</b>	<b>6.25</b>	<b>6.25</b>
<b>Capital Improvement Administration (100-5170)</b>			
Assistant City Engineer	0.25	0.25	0.25
Administrative Assistant III	1.00	1.00	1.00
<b>Sub-total</b>	<b>1.25</b>	<b>1.25</b>	<b>1.25</b>

**CITY OF ANTIOCH  
2015-17 OPERATING BUDGET**



**STAFFING OVERVIEW**

	<b>Total Funded FY 14-15 FTE</b>	<b>Total Filled FTE's 5.31.15</b>	<b>Total Funded FY 15-17 FTE</b>
<b>GENERAL FUND POSITIONS (Continued)</b>			
<b>Engineering Services (100-5180)</b>			
Associate Civil Engineer with certificate	1.00	1.00	1.00
Development Services/Engineering Tech (Sr)	1.00	1.00	1.00
<b>Sub-total</b>	<b>2.00</b>	<b>2.00</b>	<b>2.00</b>
<b>PUBLIC WORKS GENERAL FUND TOTAL</b>			
	<b>23.3825</b>	<b>21.3825</b>	<b>24.3825</b>
<b>POLICE DEPARTMENT: ALL DIVISIONS (100-3*)</b>			
Chief Of Police	1.00	1.00	1.00
Police Captain (.10 funded Animal Control Fund)	1.90	1.00	1.90
Police Lieutenant	5.00	4.00	5.00
Police Sergeant	9.00	9.00	9.00
Police Corporal	7.00	7.00	7.00
Police Officer	78.00	62.00	78.00
Community Service Officer	5.00	5.00	5.00
Administrative Analyst 2	1.00	1.00	1.00
Police Records Supervisor	0.00	0.00	1.00
Lead Police Records Technician	2.00	2.00	1.00
Police Records Technician	4.00	3.00	4.00
Crime Analyst	1.00	1.00	1.00
Police Communications Supervisor	1.00	0.00	1.00
Lead Dispatcher	4.00	4.00	4.00
Police Dispatcher	11.00	10.00	11.00
<b>POLICE GENERAL FUND TOTAL</b>	<b>130.90</b>	<b>110.00</b>	<b>130.90</b>
<b>COMMUNITY DEVELOPMENT DEPARTMENT: Community Development Administration (100-5110)</b>			
Community Development Director	1.00	1.00	1.00
Administrative Analyst	1.00	1.00	1.00
<b>Sub-total</b>	<b>2.00</b>	<b>2.00</b>	<b>2.00</b>

**CITY OF ANTIOCH  
2015-17 OPERATING BUDGET**



**STAFFING OVERVIEW**

<b>GENERAL FUND POSITIONS (Continued)</b>	<b>Total Funded FY 14-15 FTE</b>	<b>Total Filled FTE's 5.31.15</b>	<b>Total Funded FY 15-17 FTE</b>
<b>Land Planning Services (100-5130)</b>			
Senior Planner	1.00	1.00	1.00
Associate Planner	1.00	1.00	1.00
Development Services/Engineering Tech (Asst)	1.00	1.00	1.00
<b>Sub-total</b>	<b>3.00</b>	<b>3.00</b>	<b>3.00</b>
<b>Code Enforcement (100-5140)</b>			
Deputy Director Community Development	0.60	0.60	0.60
Code Enforcement Officer	3.00	1.00	3.00
<b>Sub-total</b>	<b>3.60</b>	<b>1.60</b>	<b>3.60</b>
<b>Building Inspection (100-5160)</b>			
Deputy Director Community Development	0.40	0.40	0.40
Building Inspectors I/II with certificate	3.00	3.00	3.00
<b>Sub-total</b>	<b>3.40</b>	<b>3.40</b>	<b>3.40</b>
<b>COMMUNITY DEVELOPMENT TOTAL</b>	<b>12.00</b>	<b>10.00</b>	<b>12.00</b>
<b>GRAND TOTAL GENERAL FUND</b>	<b>189.7825</b>	<b>162.8825</b>	<b>190.7825</b>

<b>POLICE DEPARTMENT SUMMARY</b>	<b>Total Funded FY 14-15 FTE</b>	<b>Total Filled FTE's 5.31.15</b>	<b>Total Funded FY 15-17 FTE</b>
General Fund Sworn	101.90	84.00	101.90
General Fund Non-Sworn	29.00	26.00	29.00
<b>Sub-total General Fund</b>	<b>130.90</b>	<b>110.00</b>	<b>130.90</b>
Other Funds Sworn	0.10	0.00	0.10
<b>Sub-total Other Funds</b>	<b>0.10</b>	<b>0.00</b>	<b>0.10</b>
<b>GRAND TOTAL POLICE DEPARTMENT</b>	<b>131.00</b>	<b>110.00</b>	<b>131.00</b>

**CITY OF ANTIOCH  
2015-17 OPERATING BUDGET**



**STAFFING OVERVIEW**

	<b>Total Funded FY 14-15 FTE</b>	<b>Total Filled FTE's 5.31.15</b>	<b>Total Funded FY 15-17 FTE</b>
<b>SPECIAL REVENUE FUNDS POSITIONS</b>			
<b>ANIMAL CONTROL FUND (214-3320):</b>			
Police Captain (0.10 Animal Control)	0.10	0.00	0.10
Animal Control Supervisor	1.00	1.00	1.00
Animal Control Officer	3.00	3.00	3.00
<b>ANIMAL CONTROL TOTAL</b>	<b>4.10</b>	<b>4.00</b>	<b>4.10</b>
<b>RECREATION SERVICES (FUND 219):</b>			
<b>Recreation New Community Center/ Community Recreation Eff. 7/1/15 (219-4495)</b>			
Parks and Recreation Director	0.50	0.50	0.50
Recreation Coordinator	0.50	0.50	0.50
Recreation Specialist	0.00	0.00	1.00
Administrative Assistant	1.00	1.00	1.00
<b>Sub-total</b>	<b>2.00</b>	<b>2.00</b>	<b>3.00</b>
<b>Recreation Services – Senior Programs/Senior Services Eff. 7/1/15 (219-4420)</b>			
Recreation Specialist	1.00	1.00	1.00
Recreation Coordinator	1.00	1.00	1.00
<b>Sub-total</b>	<b>2.00</b>	<b>2.00</b>	<b>2.00</b>
<b>Recreation Services – Classes (219-4430)</b>			
Recreation Specialist	1.00	1.00	0.00
<b>Sub-total</b>	<b>1.00</b>	<b>1.00</b>	<b>0.00</b>
<b>Recreation Services – Sports Programs (219-4450)</b>			
Recreation Specialist	1.00	1.00	1.00
<b>Sub-total</b>	<b>1.00</b>	<b>1.00</b>	<b>1.00</b>
<b>RECREATION FUND TOTAL</b>	<b>6.00</b>	<b>6.00</b>	<b>6.00</b>
<b>SOLID WASTE (FUND 226):</b>			
Administrative Analyst	0.34	0.34	0.34
<b>SOLID WASTE TOTAL</b>	<b>0.34</b>	<b>0.34</b>	<b>0.34</b>

**CITY OF ANTIOCH  
2015-17 OPERATING BUDGET**



**STAFFING OVERVIEW**

	<b>Total Funded FY 14-15 FTE</b>	<b>Total Filled FTE's 5.31.15</b>	<b>Total Funded FY 15-17 FTE</b>
<b>SPECIAL REVENUE FUNDS POSITIONS (Continued)</b>			
<b>NATIONAL POLLUTANT DISCHARGE ELIMINATION SRVS (NPDES)(FUND 229):</b>			
<b>Channel Maintenance Operation (229-2585)</b>			
Collection System Superintendent	0.00	0.00	0.075
Collections System Supervisor	0.00	0.00	0.075
Lead Collections Systems Worker	0.75	0.75	0.750
Deputy Director of Public Works	0.10	0.10	0.100
Collections Systems Worker 1	1.00	1.00	1.000
Administrative Analyst	0.17	0.17	0.170
<b>NPDES TOTAL</b>			
	<b>2.02</b>	<b>2.02</b>	<b>2.170</b>
<b>STREET LIGHT &amp; LANDSCAPE MAINT. DIST. (FUNDS 251-259):</b>			
<b>The following personnel are split among the district funds listed above:</b>			
Operations Supervisor	0.0000	0.0000	0.8375
Landscape Maintenance Leadworker	0.8375	0.8375	0.0000
Landscape Maintenance Worker II	2.5875	2.5875	2.5875
General Laborer	0.5875	0.5875	0.5875
<b>SLLMD 251, 252, 253, 254, 255, 256, 259 TOTAL</b>			
	<b>4.0125</b>	<b>4.0125</b>	<b>4.0125</b>
<b>STREET LIGHT &amp; LANDSCAPE MAINT DIST ADMIN (FUND 257):</b>			
Deputy Director of Public Works	0.200	0.200	0.200
Operations Supervisor	0.125	0.125	0.125
<b>STREET LIGHT &amp; LANDSCAPE MAINT DIST ADMIN 257 TOTAL</b>			
	<b>0.325</b>	<b>0.325</b>	<b>0.325</b>
<b>VEHICLE EQUIPMENT MAINTENANCE (FUND 570):</b>			
<b>Equipment Maintenance (570-2610)</b>			
Operations Supervisor	0.50	0.50	0.50
Fleet Leadworker	1.00	0.00	1.00
Equipment Mechanic II	2.00	2.00	2.00
Warehouse Maintenance Worker II (0.80 Water Fd; 0.07 Gen Fd; 0.07 Sewer Fd)	0.06	0.06	0.06
Lead Warehouse Maintenance Worker	0.06	0.06	0.06
<b>VEHICLE EQUIPMENT MAINTENANCE TOTAL</b>			
	<b>3.62</b>	<b>2.62</b>	<b>3.62</b>

**CITY OF ANTIOCH  
2015-17 OPERATING BUDGET**



**STAFFING OVERVIEW**

	<b>Total Funded FY 14-15 FTE</b>	<b>Total Filled FTE's 5.31.15</b>	<b>Total Funded FY 15-17 FTE</b>
<b>INTERNAL SERVICE FUNDS POSITIONS</b>			
<b>INFORMATION SYSTEMS (FUND 573):</b>			
<b>Information Systems (573-1410)</b>			
Director of Information Systems (0.25 Network Sup; 0.05 Tele. Sys.)	0.70	0.70	0.70
Network Administrator (0.60 Network Support)	0.40	0.40	0.40
<b>Sub-total</b>	<b>1.10</b>	<b>1.10</b>	<b>1.10</b>
<b>Network Support &amp; PC's (573-1420)</b>			
Director of Information Systems (0.70 Info Sys; 0.05 Tele. Sys.)	0.25	0.25	0.25
Network Administrator (0.40 Info Sys/0.10 to Tele. Sys.)	1.50	1.50	1.50
Computer Technician Senior	1.00	1.00	1.00
<b>Sub-total</b>	<b>2.75</b>	<b>2.75</b>	<b>2.75</b>
<b>Telephone System (573-1430)</b>			
Director of Information Systems (0.25 Network Sup; 0.70 Info Sys.)	0.05	0.05	0.05
Network Administrator (0.90 Network Sup)	0.10	0.10	0.10
<b>Sub-total</b>	<b>0.15</b>	<b>0.15</b>	<b>0.15</b>
<b>GIS Support Services (573-1435)</b>			
GIS Specialist	1.00	1.00	1.00
GIS Technician	1.00	1.00	1.00
Administrative Assistant II	1.00	1.00	1.00
<b>Sub-total</b>	<b>3.00</b>	<b>3.00</b>	<b>3.00</b>
<b>INFORMATION SYSTEMS PROGRAM TOTAL</b>			
	<b>7.00</b>	<b>7.00</b>	<b>7.00</b>
<b>ENTERPRISE FUND POSITIONS</b>			
<b>WATER FUND (611):</b>			
<b>Water Supervision (611-2310)</b>			
Water Treatment Plant Superintendent	1.00	1.00	1.00
Water Treatment Plant Supervisor	1.00	1.00	1.00
Water Distribution Superintendent	1.00	0.00	1.00
Water Distribution Supervisor	1.00	1.00	1.00
Water Quality Analyst	1.00	1.00	1.00

**CITY OF ANTIOCH  
2015-17 OPERATING BUDGET**



**STAFFING OVERVIEW**

	<b>Total Funded FY 14-15 FTE</b>	<b>Total Filled FTE's 5.31.15</b>	<b>Total Funded FY 15-17 FTE</b>
<b>ENTERPRISE FUNDS (Continued)</b>			
<b>Water Supervision (611-2310) (Continued)</b>			
Administrative Assistant III	0.34	0.34	0.34
Administrative Analyst	0.83	0.33	0.83
<b>Sub-total</b>	<b>6.17</b>	<b>4.67</b>	<b>6.17</b>
<b>Water Production (611-2320)</b>			
Water Treatment Plant Operator	6.00	6.00	6.00
Water Treatment Maintenance Worker	2.00	3.00	2.00
Water Treatment Plant Instrument Tech.	1.00	0.00	1.00
Laboratory Assistant	1.00	1.00	1.00
<b>Sub-total</b>	<b>11.00</b>	<b>10.00</b>	<b>11.00</b>
<b>Water Distribution (611-2330)</b>			
Finance Director	0.075	0.075	0.075
Finance Services Supervisor	0.425	0.425	0.425
Water Technician	0.000	0.000	1.000
Accounting Technician	0.500	0.500	0.500
Customer Service Representative I/II	2.750	2.250	2.750
Lead Water Distribution Operator	5.000	4.000	5.000
Cross Connection Control Specialist Leadworker	1.000	1.000	1.000
Cross Connection Control Specialist 2	1.000	1.000	1.000
Equipment Operator	2.000	1.000	2.000
Water Distribution Operator I/II	11.500	8.500	11.50
Street Maint. Worker I & II (0.50 charged to Sewer Fund)	0.500	0.500	0.500
General Laborer	1.000	0.000	1.000
<b>Sub-total</b>	<b>25.75</b>	<b>19.25</b>	<b>26.75</b>
<b>Warehouse &amp; Central Stores (611-2620)</b>			
Lead Warehouse Maintenance Worker (0.06 Veh Fund; 0.14 Gen Fund)	0.80	0.80	0.80
Warehouse Maintenance Worker II	0.80	0.80	0.80
<b>Sub-total</b>	<b>1.60</b>	<b>1.60</b>	<b>1.60</b>



**CITY OF ANTIOCH  
2015-17 OPERATING BUDGET**



**STAFFING OVERVIEW**

	<b>Total Funded FY 14-15 FTE</b>	<b>Total Filled FTE's 5.31.15</b>	<b>Total Funded FY 15-17 FTE</b>
<b>ENTERPRISE FUNDS (Continued)</b>			
<b>Water Meter Reading (611-2340)</b>			
Water Distribution Operator I/II	2.00	2.00	2.00
<b>Sub-total</b>	<b>2.00</b>	<b>2.00</b>	<b>2.00</b>
<b>Water Capital Projects (611-2550)</b>			
Assistant City Engineer	0.25	0.25	0.25
Associate Civil Engineer w/certificate	0.50	0.50	0.50
<b>Sub-total</b>	<b>0.75</b>	<b>0.75</b>	<b>0.75</b>
<b>WATER FUND TOTAL</b>	<b>47.27</b>	<b>38.27</b>	<b>48.27</b>
<b>SEWER FUND (621):</b>			
<b>Wastewater Supervision (621-2210)</b>			
Deputy Director of Public Works	0.40	0.40	0.400
Collection Systems Superintendent	1.00	0.00	0.925
Collections Systems Supervisor	1.00	1.00	0.925
Administrative Assistant II	0.33	0.33	0.330
Administrative Analyst	0.66	0.16	0.660
<b>Sub-total</b>	<b>3.39</b>	<b>1.89</b>	<b>3.240</b>
<b>Wastewater Collection (621-2220)</b>			
Finance Director	0.075	0.075	0.075
Finance Services Supervisor	0.425	0.425	0.425
Accounting Technician	0.500	0.500	0.500
Customer Service Representative I/II	2.750	2.250	2.750
Lead Collections System Worker	2.250	2.250	2.250
Water Distribution Operator I/II	0.500	0.500	0.500
Collections Systems Worker I/II	8.000	7.000	8.000
Equipment Operator	2.000	1.000	2.000
Sewer Camera Truck Operator	1.000	1.000	1.000
Street Maint. Worker I & II (0.50 charged to Water Fund)	0.500	0.500	0.500
Lead Warehouse Maintenance Worker	0.070	0.070	0.070
Warehouse Maintenance Worker	0.070	0.070	0.070

**CITY OF ANTIOCH  
2015-17 OPERATING BUDGET**



**STAFFING OVERVIEW**

	<b>Total Funded FY 14-15 FTE</b>	<b>Total Filled FTE's 5.31.15</b>	<b>Total Funded FY 15-17 FTE</b>
<b>ENTERPRISE FUNDS (Continued)</b>			
<b>Wastewater Collection (621-2220) (Continued)</b>			
Sewer Technician	0.000	0.000	1.000
General Laborer	2.000	0.000	2.000
<b>Sub-total</b>	<b>20.14</b>	<b>15.64</b>	<b>21.14</b>
<b>Wastewater Capital Projects (621-2570)</b>			
Assistant City Engineer	0.25	0.25	0.25
Associate Civil Engineer w/certificate	0.50	0.50	0.50
<b>Sub-total</b>	<b>0.75</b>	<b>0.75</b>	<b>0.75</b>
<b>SEWER FUND TOTAL</b>	<b>24.28</b>	<b>18.28</b>	<b>25.13</b>
<b>MARINA FUND (631):</b>			
<b>Marina Administration (631-2410)</b>			
Deputy Director of Public Works	0.125	0.125	0.125
Operations Supervisor	0.125	0.125	0.125
Marina Secretary/Attendant	0.850	0.000	0.850
<b>Sub-total</b>	<b>1.100</b>	<b>0.250</b>	<b>1.100</b>
<b>Marina Maintenance (631-2420)</b>			
Marina Lead Worker/Property Manager	0.85	0.85	0.85
<b>Sub-total</b>	<b>0.85</b>	<b>0.85</b>	<b>0.85</b>
<b>Marina Boat Launch (631-2425)</b>			
Marina Lead Worker/Property Manager	0.15	0.15	0.15
Marina Secretary/Attendant	0.15	0.00	0.15
<b>Sub-Total</b>	<b>0.30</b>	<b>0.15</b>	<b>0.30</b>
<b>MARINA FUND TOTAL</b>	<b>2.25</b>	<b>1.25</b>	<b>2.25</b>
<b>PREWETT PARK (FUND 641):</b>			
<b>Prewett Park (641-4630)</b>			
Parks and Recreation Director	0.50	0.50	0.50
Recreation Specialist	1.00	1.00	1.00
Recreation Coordinator	0.50	0.50	0.50
Aquatics Maintenance Worker I/II	1.00	1.00	1.00

**CITY OF ANTIOCH  
2015-17 OPERATING BUDGET**



**STAFFING OVERVIEW**

<b>Sub-total</b>	3.00	3.00	3.00
<b>ENTERPRISE FUNDS (Continued)</b>	<b>Total Funded FY 14-15 FTE</b>	<b>Total Filled FTE's 5.31.15</b>	<b>Total Funded FY 15-17 FTE</b>
<b>PREWETT PARK FUND TOTAL</b>	<b>3.00</b>	<b>3.00</b>	<b>3.00</b>
<b>GRAND TOTALS</b>	<b>294.00</b>	<b>250.00</b>	<b>297.00</b>

The following payroll assumptions are in the Fiscal Year 2015-2017 budget:

- PERS employer contribution rate of 27.477% for Miscellaneous classic employees in Fiscal Year 2016 and 30.1% in Fiscal Year 2017; 36.796% for Safety classic employees in Fiscal Year 2016 and 39.337% in Fiscal Year 2017

**CITY OF ANTIOCH  
2015-17 OPERATING BUDGET**



**STAFFING OVERVIEW**

The addition and removal of funding the following full time equivalent positions in fiscal year 2015-17:

Position	# of Positions	Funding Source
Facility Maintenance Worker	1	General Fund
Landscape Maintenance Leadworker	(1)	General Fund/SLLMD Funds
Operations Supervisor	1	General Fund/SLLMD Funds
Lead Police Records Technician	(1)	General Fund
Police Records Supervisor	1	General Fund
Water Technician	1	Water Fund
Sewer Technician	1	Sewer Fund
<b>Total Net Additional Funded Positions</b>	<b>3</b>	

**This page left intentionally blank**

**CITY OF ANTIOCH  
2015-17 OPERATING BUDGET**

**FINANCIAL SUMMARIES**

**CITY OF ANTIOCH  
2015-17 OPERATING BUDGET**



**FINANCIAL SUMMARIES**

**Financial Overview**

This section provides a summary General Fund revenues, a summary of transfers between the various funds of the City, interfund charges (“internal services”) between the various funds and a summary of annually recurring purchase orders and/or contracts included in the budget.

**Funds Transfer Summary**

The “Funds Transfer Summary” details inflows and outflows between funds to subsidize operations in those funds.

**Internal Services Summary**

The City has three classifications of internal services charges which are spread throughout City departments to allocate costs of services used between departments. The three classifications are City Wide Admin, Building Use Allowance and Equipment Use Allowance. The “Internal Services – City Wide Admin” and “Internal Services – Building & Equipment Use” detail these charges.

**Summary of Annual Recurring Purchases Orders and/or Contracts**

The City has many annual purchase orders and/or contracts that are exempt from bidding per the City’s purchasing policy due to the nature of the goods or services provided. It has also been long standing practice to have open/recurring purchase orders for the purchase of unanticipated goods or services needed on an urgent basis. Use of open purchase orders is tightly controlled. In establishing open/recurring purchase orders, City staff is always cognizant of patronizing City businesses, but also in making sure that the City is paying fair prices.

The purchase of goods and or services over \$50,000 requires City Council approval per the City’s purchasing policy. A list of these types of purchase orders and/or contracts (as described in the prior paragraph) included in the budget is detailed. The summary does not include purchase orders or contracts separately brought to Council for approval.

**CITY OF ANTIOCH  
2015-17 OPERATING BUDGET**



**FINANCIAL SUMMARIES**

GENERAL FUND REVENUE SUMMARY									
Revenue Type	2011-12 Actual	2012-13 Actual	2013-14 Actual	2014-15 Budget	2014-15 Revised	2015-16 Proposed	% Change	2016-17 Proposed	% Change
<b>Taxes:</b>									
Property Tax-Secured	\$5,979,422	\$5,891,797	\$6,523,600	\$7,690,406	7,993,406	8,663,145	8%	9,009,500	4%
Property Tax In Lieu of VLF	4,973,872	4,923,556	5,284,929	6,226,175	6,226,679	6,475,750	4%	6,734,780	4%
Property Tax-Unsecured	279,499	257,508	291,504	281,085	262,369	262,369	0%	262,369	0%
Property Tax-Other	357,941	459,369	371,718	365,000	365,000	400,000	10%	400,000	0%
Other In Lieu Taxes	387	0	385	400	407	400	0%	400	0%
Unitary Tax	122,793	121,350	129,267	123,000	126,860	123,000	-3%	123,000	0%
<b>Total Property Tax</b>	<b>11,713,914</b>	<b>11,653,580</b>	<b>12,601,403</b>	<b>14,686,066</b>	<b>14,974,721</b>	<b>15,924,664</b>	<b>6%</b>	<b>16,530,049</b>	<b>4%</b>
Franchises - Miscellaneous	7,351	7,553	7,701	8,013	7,924	8,175	3%	8,340	2%
Franchise-Gas	183,892	154,476	165,190	166,845	181,975	183,695	1%	185,530	1%
Franchise-Electric	343,403	361,964	376,642	380,410	391,424	395,340	1%	399,295	1%
Franchise-Cable TV	1,114,212	1,153,601	1,196,292	1,211,975	1,211,975	1,248,332	3%	1,285,782	3%
Franchise-Refuse Collection	869,171	888,720	917,943	942,075	942,075	970,336	3%	999,446	3%
<b>Total Franchise Taxes</b>	<b>2,518,029</b>	<b>2,566,314</b>	<b>2,663,768</b>	<b>2,709,318</b>	<b>2,735,373</b>	<b>2,805,878</b>	<b>3%</b>	<b>2,878,393</b>	<b>3%</b>
Business License Tax	998,742	1,097,023	1,117,089	1,111,000	1,111,000	1,400,000	26%	1,400,000	0%
Business License Tax - Rentals	0	0	0	0	400,000	2,300,000	475%	2,300,000	0%
Business License Tax Penalty	18,354	38,842	20,984	15,000	30,100	20,000	-34%	20,000	0%
Business Lic Tax Application	23,051	23,890	24,837	23,000	35,500	24,000	-32%	24,000	0%
Contractors Business License	8,125	5,084	8,623	6,000	14,500	7,000	-52%	7,000	0%
<b>Total Business License Taxes</b>	<b>1,048,272</b>	<b>1,164,839</b>	<b>1,171,533</b>	<b>1,155,000</b>	<b>1,591,100</b>	<b>3,751,000</b>	<b>136%</b>	<b>3,751,000</b>	<b>0%</b>
Property Transfer Tax	283,190	313,379	363,051	330,000	330,000	330,000	0%	330,000	0%
Sales and Use Tax	7,549,277	7,994,661	8,011,069	8,358,510	8,907,875	10,313,733	16%	12,471,925	21%



**CITY OF ANTIOCH  
2015-17 OPERATING BUDGET**



**FINANCIAL SUMMARIES**

<b>GENERAL FUND REVENUE SUMMARY (Continued)</b>									
Revenue Type	2011-12 Actual	2012-13 Actual	2013-14 Actual	2014-15 Budget	2014-15 Revised	2015-16 Proposed	% Change	2016-17 Proposed	% Change
Sales Tax In Lieu/Swap	2,429,838	2,557,701	3,062,379	3,117,500	2,607,083	2,210,951	-15%	0	-100%
Sales Tax Measure C	0	0	898,689	4,489,747	4,489,747	4,646,890	4%	4,832,765	4%
Sales & Use Tax P.S. Allocation	496,517	521,802	513,413	500,000	515,000	515,000	0%	520,000	1%
Motor Vehicle In Lieu Fees	50,983	53,227	44,596	0	43,626	40,000	-8%	40,000	0%
Transient Occupancy Tax	84,308	81,307	95,187	80,000	80,000	80,000	0%	80,000	0%
<b>Total Other Taxes</b>	<b>10,894,113</b>	<b>11,522,077</b>	<b>12,988,384</b>	<b>16,875,757</b>	<b>16,973,331</b>	<b>18,136,574</b>	<b>7%</b>	<b>18,274,690</b>	<b>1%</b>
<b>Total Taxes</b>	<b>26,174,328</b>	<b>26,906,810</b>	<b>29,425,088</b>	<b>35,426,141</b>	<b>36,274,525</b>	<b>40,618,116</b>	<b>12%</b>	<b>41,434,132</b>	<b>2%</b>
<b>Licenses &amp; Permits:</b>									
Bicycle Licenses	165	0	6	0	0	0	0%	0	0%
Building Permits	812,737	1,148,612	1,026,273	1,000,000	800,000	800,000	0%	1,000,000	25%
Encroachment Permits	170,417	345,629	136,984	150,000	140,000	150,000	7%	160,000	7%
Wide Vehicle/Overload Permits	7,536	7,984	8,544	7,500	7,500	7,500	0%	7,500	0%
<b>Total Licenses &amp; Permits</b>	<b>990,855</b>	<b>1,502,225</b>	<b>1,171,807</b>	<b>1,157,500</b>	<b>947,500</b>	<b>957,500</b>	<b>1%</b>	<b>1,167,500</b>	<b>22%</b>
<b>Fines &amp; Penalties:</b>									
Vehicle Code Fines	42,849	31,396	67,424	35,000	35,000	35,000	0%	35,000	0%
Non-Traffic Fines	30,367	7,004	191	100	6,000	7,000	17%	8,000	14%
<b>Total Fines &amp; Penalties</b>	<b>73,216</b>	<b>38,400</b>	<b>67,615</b>	<b>35,100</b>	<b>41,000</b>	<b>42,000</b>	<b>2%</b>	<b>43,000</b>	<b>2%</b>
<b>Use of Money &amp; Property:</b>									
Interest Earnings-Pooled	52,698	19,575	72,415	40,000	50,000	40,000	-20%	40,000	0%
Rent	409,973	486,683	464,224	458,510	458,510	463,410	1%	468,045	1%
<b>Total Use of Money &amp; Property</b>	<b>462,671</b>	<b>506,258</b>	<b>536,639</b>	<b>498,510</b>	<b>508,510</b>	<b>503,410</b>	<b>-1%</b>	<b>508,045</b>	<b>1%</b>

**CITY OF ANTIOCH  
2015-17 OPERATING BUDGET**



**FINANCIAL SUMMARIES**

GENERAL FUND REVENUE SUMMARY (Continued)									
Revenue Type	2011-12 Actual	2012-13 Actual	2013-14 Actual	2014-15 Budget	2014-15 Revised	2015-16 Proposed	% Change	2016-17 Proposed	% Change
<b>Revenue from Other Agencies:</b>									
e-BART/GenOn/NRG Reimbursement	82,737	62,417	0	0	0	0	0%	0	0%
Rev-AB109 Reimbursement	0	0	130,500	130,000	130,500	130,500	0%	130,500	0%
Homeowners Prop Tax Relief	78,134	74,278	74,287	70,000	70,000	70,000	0%	70,000	0%
State Mandated Reimbursements	0	0	14,774	121,060	121,060	0	-100%	0	0%
POST Reimbursements	10,647	33,126	18,901	12,000	12,298	12,000	-2%	12,000	0%
Grants – Community Development	160	27,362	0	426,857	426,857	0	-100%	0	0%
Grants-Police	738,123	80,228	154,940	364,655	396,653	580,173	46%	447,173	-23%
<b>Total Revenue from Other Agencies</b>	<b>909,801</b>	<b>277,411</b>	<b>393,402</b>	<b>1,124,572</b>	<b>1,157,368</b>	<b>792,673</b>	<b>-32%</b>	<b>659,673</b>	<b>-17%</b>
<b>Services Charges:</b>									
Other Service Charges	18,602	16,221	25,256	15,480	15,480	15,480	0%	15,480	0%
Assessment/Abatement Fees	38,264	122,967	208,933	165,350	135,100	135,000	0%	135,000	0%
Administration Services	6,323	8,416	12,391	10,000	10,000	10,000	0%	10,000	0%
Plan Checking Fees	391,301	327,210	422,408	445,000	481,000	445,000	-7%	445,000	0%
Planning Fees	13,292	14,942	17,580	14,000	15,000	14,000	-7%	14,000	0%
Pool Safety Fee	650	540	588	300	600	500	-17%	500	0%
Technology Fee	14,734	22,840	21,131	22,500	22,500	22,500	0%	22,500	0%
Energy Inspection Fee	13,551	23,025	21,058	22,500	22,500	22,500	0%	22,500	0%
Accessibility Fee	2,423	2,137	1,516	2,000	2,750	2,000	-27%	2,000	0%
Green Building Verification & Compliance Fee	73,964	104,149	86,668	85,000	37,735	25,000	-34%	85,000	240%
General Plan Maintenance Fee	30,755	41,362	34,532	18,000	12,195	5,000	-59%	10,000	100%
Inspection Fees	56,287	42,132	148,205	100,000	180,000	250,000	39%	250,000	0%

**CITY OF ANTIOCH  
2015-17 OPERATING BUDGET**



**FINANCIAL SUMMARIES**

GENERAL FUND REVENUE SUMMARY (Continued)									
Revenue Type	2011-12 Actual	2012-13 Actual	2013-14 Actual	2014-15 Budget	2014-15 Revised	2015-16 Proposed	% Change	2016-17 Proposed	%
									Change
Admin Services-Mello Roos	41,200	41,200	41,200	41,200	41,200	41,200	0%	20,000	-51%
Admin Services-Assessment District	38,100	38,100	38,100	38,100	38,100	0	-100%	0	0%
Billings-Offset/Printing	1,403	12	1	10	5	10	100%	10	0%
Billings-Copier Usage	10,163	6,674	3,165	5,000	5,000	0	-100%	0	0%
Billings-Mail Piece Fee	55,570	8,457	5,354	5,000	5,000	5,000	0%	5,000	0%
Billings-Meter Usage	34,274	34,586	22,809	30,000	30,000	30,000	0%	30,000	0%
Billings-Cash Management	161,450	176,265	187,883	234,218	236,765	246,062	4%	256,539	4%
Police Services General	56,495	64,821	41,891	45,000	45,000	45,000	0%	45,000	0%
Brentwood Reimburse-911 Svcs	683,036	703,087	762,017	777,822	777,822	824,492	6%	400,000	-51%
False Alarm Permit Fees	36,148	42,198	43,023	30,000	39,967	30,000	-25%	30,000	0%
False Alarm Response	27,377	33,152	27,939	24,000	32,189	24,000	-25%	24,000	0%
Special Public Works Services	51,630	41,188	20,540	16,400	9,212	2,000	-78%	2,000	0%
<b>Total Service Charges</b>	<b>1,856,992</b>	<b>1,915,681</b>	<b>2,194,188</b>	<b>2,146,880</b>	<b>2,195,120</b>	<b>2,194,744</b>	<b>0%</b>	<b>1,824,529</b>	<b>-17%</b>
<b>Other Revenue:</b>									
Miscellaneous Revenue	846,665	2,467,765	594,866	1,060,545	1,168,450	717,540	-39%	744,580	4%
Donations	90,250	845	311	0	241	0	-100%	0	0%
Booking Fee Reimbursements	3,066	2,820	2,256	5,000	5,000	5,000	0%	5,000	0%
Reimb-Plan Rev Contract-Dev	4,048	76,737	127,298	180,000	80,000	80,000	0%	80,000	0%
<b>Total Other Revenue</b>	<b>944,029</b>	<b>2,548,167</b>	<b>724,731</b>	<b>1,245,545</b>	<b>1,253,691</b>	<b>802,540</b>	<b>-36%</b>	<b>829,580</b>	<b>3%</b>
<b>Total Revenue Before Transfers In</b>	<b>31,411,892</b>	<b>33,694,952</b>	<b>34,513,470</b>	<b>41,634,248</b>	<b>42,377,714</b>	<b>45,910,983</b>	<b>8%</b>	<b>46,466,459</b>	<b>1%</b>
<b>Transfers In:</b>									
A-2 City Wide Main. Dist (256)	91,965	88,466	89,129	90,594	90,594	44,594	-51%	0	-100%

**CITY OF ANTIOCH  
2015-17 OPERATING BUDGET**



**FINANCIAL SUMMARIES**

GENERAL FUND REVENUE SUMMARY (Continued)									
Revenue Type	2011-12	2012-13	2013-14	2014-15	2014-15	2015-16	%	2016-17	%
	Actual	Actual	Actual	Budget	Revised	Proposed	Change	Proposed	Change
Almondridge Main. Dist (253)	41,039	10,000	20,000	44,161	44,161	44,161	0%	44,161	0%
ADA Project Area #1 (331)	50,000	0	0	0	0	0	0%	0	0%
Byrne Grant (233)	0	47,136	106,280	25,170	44,987	45,010	0%	73,052	62%
Gas Tax (213)	1,010,000	1,010,000	1,010,000	1,010,000	1,010,000	1,010,000	0%	1,010,000	0%
Hillcrest Main. Dist (254)	268,967	285,873	237,004	283,884	239,624	190,640	-20%	50,000	-74%
Lone Tree Main. Dist (251)	164,461	165,423	160,091	171,331	171,331	115,151	-33%	38,459	-67%
SLLM Admin Fund 257	15,560	13,838	14,256	15,871	15,871	16,854	6%	17,608	4%
NPDES (229)	258,282	257,657	259,400	266,130	266,130	270,225	2%	273,365	1%
Sewer (621)	243,000	241,000	257,000	288,000	288,000	319,000	11%	340,000	7%
Street Impact Fund (241)	1,100,000	1,226,000	1,101,500	1,123,500	1,123,500	1,144,440	2%	1,167,330	2%
Supplemental Law Enforce. Grant (232)	156,238	131,267	180,485	100,000	100,057	100,000	0%	100,000	0%
Traffic Safety Fund (237)	45,000	120,195	78,250	80,000	80,000	80,000	0%	80,000	0%
Water Fund (611)	243,000	241,000	257,000	288,000	288,000	319,000	11%	340,000	7%
<b>Total Transfers In To General Fund</b>	<b>3,687,512</b>	<b>3,837,855</b>	<b>3,770,395</b>	<b>3,786,641</b>	<b>3,762,255</b>	<b>3,699,075</b>	<b>-2%</b>	<b>3,533,975</b>	<b>-4%</b>
<b>TOTAL GENERAL FUND REVENUES</b>	<b>35,099,404</b>	<b>37,532,807</b>	<b>38,283,865</b>	<b>45,420,889</b>	<b>46,139,969</b>	<b>49,610,058</b>	<b>8%</b>	<b>50,000,434</b>	<b>1%</b>

**CITY OF ANTIOCH  
2015-17 OPERATING BUDGET**



**FINANCIAL SUMMARIES**

<b>Transfers By Fund</b>		<b>2016 Transfers In</b>	<b>2017 Transfers In</b>	<b>Purpose</b>	<b>2016 Transfers Out</b>	<b>2017 Transfers Out</b>	<b>Purpose</b>
General Fund	100	\$2,154,440	\$2,177,330	Street Maint.	\$508,521	\$538,108	Animal Subsidy
General Fund	100	80,000	80,000	Traffic Safety	981,170	1,012,620	Recreation Subsidy
General Fund	100	200,000	200,000	Engineering Svcs.	100,000	93,297	Repay Replace. Fds.
General Fund	100	481,625	223,593	Light. & Landscp.	175,000	241,000	Light. & Landscape
General Fund	100	783,010	853,052	Police Services	36,573	36,967	Debt Service
General Fund	100	0	0		359,716	228,910	Marina Subsidy
<b>Total General Fund</b>		<b>\$3,699,075</b>	<b>\$3,533,975</b>		<b>\$2,160,980</b>	<b>\$2,150,902</b>	
Gas Tax Fund	213	0			1,010,000	1,010,000	Street Maintenance
Gas Tax Fund	213	0			100,000	100,000	Sidewalk Repair
Gas Tax Fund	213	0			450,047	454,914	Debt Service
<b>Total Gas Tax Fund</b>		<b>\$0</b>			<b>\$1,560,047</b>	<b>\$1,564,914</b>	
Animal Control Fund	214	508,521	538,108	Subsidy	573	579	Debt Service
Senior Bus Fund	218	0	0		7,700	7,700	Recreation Services
Recreation Fund	219	652,370	661,515	Subsidy	10,259	10,370	Debt Service
Recreation Fund	219	42,700	42,700	Recreation Svcs.	0	0	
<b>Total Recreation Fund</b>		<b>\$695,070</b>	<b>\$704,215</b>		<b>\$10,259</b>	<b>\$10,370</b>	
Child Care Fund	223	0	0		70,000	70,000	Recreation Services
National Pollution Discharge Elimination (NPDES) Fund	229	30,000	30,000	Channel Maint.	70,225	73,365	Channel Maintenance
National Pollution Discharge Elimination (NPDES) Fund	229	0	0		200,000	200,000	Engineering Services
<b>Total NPDES Fund</b>		<b>\$30,000</b>	<b>\$30,000</b>		<b>\$270,225</b>	<b>\$273,365</b>	
Supplemental Law Enforcement Grant Fund	232	0	0		100,000	100,000	Police Services
Traffic Safety Fund	237	0	0		80,000	80,000	Traffic Safety
Redevelopment Obligation Retirement Fund	239	0	0		2,910,708	2,914,374	Debt Service
Street Impact Fund	241	0	0		1,144,440	1,167,330	Street Maintenance
SLLMD Funds	25*	175,000	241,000		1,135,594	905,997	Light & Landscape
Parks Administration Fund	257	711,048	743,377		16,854	17,608	Light & Landscape
Parks Administration Fund	257	0	0		6,198	6,265	Debt Service
<b>Total Parks Administration Fund</b>		<b>\$711,048</b>	<b>\$743,377</b>		<b>\$23,052</b>	<b>\$23,873</b>	

**CITY OF ANTIOCH  
2015-17 OPERATING BUDGET**



**FINANCIAL SUMMARIES**

Transfers By Fund	2016 Transfers In	2017 Transfers In	Purpose	2016 Transfers Out	2017 Transfers Out	Purpose
Bryne Grant Fund	233	0		45,010	73,052	Police Services
Measure J Fund	222	0	Lone Tree Project	0	0	
Lone Tree A.D. CIP Fund	376	0		1,050,000	0	W Ant. Creek
Capital Improvement Fund	311	300,000	Sidewalk Repair	0	0	
Capital Improvement Fund	311	1,050,000	W Antioch Creek	0	0	
<b>Total Capital Improvement Fund</b>	<b>\$1,350,000</b>	<b>\$300,000</b>		<b>\$0</b>	<b>\$0</b>	
Antioch Public Financing Authority Debt Service Fund	417	1,353,624	Debt Service	0	0	
Honeywell Debt Service	416	527,374	Debt Service	0	0	
City of Antioch as Successor Agency to the Antioch Development Agency Area #1 Debt Service Fund	431	1,557,084	Debt Service	0	0	
Information Services Fund	573	366,750	GIS Services	0	0	
Information Services Fund	573	100,000	Repay Replc. Fds.	0	0	
<b>Total Information Services Fund</b>	<b>\$466,750</b>	<b>\$470,481</b>		<b>\$0</b>	<b>\$0</b>	
Water Fund	611	0		100,000	100,000	Capital Projects
Water Fund	611	0		319,000	340,000	Police Services
Water Fund	611	0		12,238	12,370	Debt Service
Water Fund	611	0		183,375	188,592	GIS Services
<b>Total Water Fund</b>	<b>\$0</b>	<b>\$0</b>		<b>\$614,613</b>	<b>\$640,962</b>	
Sewer Fund	621	0		100,000	150,000	Capital Projects
Sewer Fund	621	0		319,000	340,000	Police Services
Sewer Fund	621	0		183,375	188,592	GIS Services
<b>Total Sewer Fund</b>	<b>\$0</b>	<b>\$0</b>		<b>\$602,375</b>	<b>\$678,592</b>	
Marina Fund	631	359,716	Subsidy	1,736	1,755	Debt Service
Prewett Park Fund	641	328,800	Subsidy	9,750	9,856	Debt Service
Prewett Park Fund	641	35,000	Recreation Svcs.	0	0	
<b>Total Prewett Park Fund</b>	<b>\$363,800</b>	<b>\$386,105</b>		<b>\$9,750</b>	<b>\$9,856</b>	
<b>Grand Total Transfers In/Out</b>	<b>\$11,797,062</b>	<b>\$10,673,621</b>		<b>\$11,797,062</b>	<b>\$10,673,621</b>	

**CITY OF ANTIOCH  
2015-17 OPERATING BUDGET**



**FINANCIAL SUMMARIES**

Internal Services - City Wide Admin 2015-17 Budget						
		FY2016	FY2016	FY2017	FY2017	
		Credit (Expense Reduction)	Debit (Expense)	Credit (Expense Reduction)	Debit (Expense)	Reason for Charge
General Fund	Fund #					
City Council	100	\$205,874		\$219,139		Allocate cost among user departments
City Attorney	100	574,519		590,653		Allocate cost among user departments
City Manager	100	712,336		737,464		Allocate cost among user departments
City Clerk	100	244,582		324,551		Allocate cost among user departments
Human Resources	100	814,051		850,989		Allocate cost among user departments
Non-Departmental	100	2,108,232		1,983,927		Allocate cost among user departments
Public Works-Maintenance Admin	100	601,667		626,490		Allocate cost among user departments
Public Works-General Maintenance Svcs	100	115,100		118,100		Allocate cost among user departments
Public Works-Facilities Maintenance	100	798,004		818,427		Allocate cost among user departments
Office of Emergency Services	100	28,152		28,152		Allocate cost among user departments
Finance Administration	100	448,861		467,861		Allocate cost among user departments
Finance Accounting	100	1,341,549		1,381,006		Allocate cost among user departments
Finance Operations	100	561,342		588,342		Allocate cost among user departments

**CITY OF ANTIOCH  
2015-17 OPERATING BUDGET**



**FINANCIAL SUMMARIES**

Internal Services - City Wide Admin 2015-17 Budget						
	Fund #	FY2016	FY2016	FY2017	FY2017	Reason for Charge
		Credit (Expense Reduction)	Debit (Expense)	Credit (Expense Reduction)	Debit (Expense)	
City Council	100		62,836		64,240	Share of allocated costs
City Attorney	100		53,668		53,629	Share of allocated costs
City Manager	100		137,478		138,286	Share of allocated costs
City Clerk	100		70,110		73,107	Share of allocated costs
City Treasurer	100		22,410		25,573	Share of allocated costs
Human Resources	100		73,154		74,465	Share of allocated costs
Economic Development	100		44,367		47,777	Share of allocated costs
Finance Administration	100		99,681		105,979	Share of allocated costs
Finance Accounting	100		293,803		306,490	Share of allocated costs
Finance Operations	100		313,143		327,141	Share of allocated costs
Non-Departmental	100		152,208		146,715	Share of allocated costs
Public Works-Maintenance Admin	100		207,174		211,964	Share of allocated costs
Public Works-General Maintenance Svcs	100		63,229		64,139	Share of allocated costs
Public Works-Street Maintenance	100		359,859		367,115	Share of allocated costs
Public Works-Signals/Street Lights	100		112,744		110,803	Share of allocated costs
Public Works-Striping/Signing	100		213,753		217,995	Share of allocated costs
Public Works-Facilities Maintenance	100		75,835		76,013	Share of allocated costs
Public Works-Parks Maintenance	100		60,747		58,464	Share of allocated costs
Public Works-Medians/General Landscape	100		70,436		69,489	Share of allocated costs
Police Administration	100		777,952		793,529	Share of allocated costs
Police Reserves	100		7,832		8,053	Share of allocated costs
Prisoner Custody	100		54,281		53,678	Share of allocated costs
Community Policing	100		1,413,404		1,408,261	Share of allocated costs
Police Investigations	100		205,101		203,999	Share of allocated costs
Police Special Operations Unit	100		92,434		91,959	Share of allocated costs



**CITY OF ANTIOCH  
2015-17 OPERATING BUDGET**



**FINANCIAL SUMMARIES**

Internal Services - City Wide Admin 2015-17 Budget						
		FY2016	FY2016	FY2017	FY2017	
		Credit (Expense Reduction)	Debit (Expense)	Credit (Expense Reduction)	Debit (Expense)	
Fund #						Reason for Charge
	Police Communications		208,069		208,112	Share of allocated costs
	Office of Emergency Services		6,881		6,781	Share of allocated costs
	Police Community Volunteers		5,431		5,304	Share of allocated costs
	Police Facilities Maintenance		42,397		41,057	Share of allocated costs
	Community Development Admin		246,955		257,778	Share of allocated costs
	Land Planning Services		188,615		199,593	Share of allocated costs
	Engineering Land Development		361,442		369,597	Share of allocated costs
	Building Inspection		194,873		194,502	Share of allocated costs
	Code Enforcement		49,928		51,201	Share of allocated costs
	Engineering Admin		36,565		36,728	Share of allocated costs
	Engineering Services		57,960		58,231	Share of allocated costs
	<b>Total General Fund Charges</b>	8,554,269	6,436,755	8,735,101	6,527,747	
	<b>Net General Fund Credit</b>	2,117,514		2,207,354		
<b>Special Revenue Funds</b>						
	Delta Fair Property		300		307	Share of allocated costs
	Gas Tax		11,060		11,387	Share of allocated costs
	Civic Arts		2,763		2,837	Share of allocated costs
	Park in Lieu		874		880	Share of allocated costs
	Traffic Signalization		16		17	Share of allocated costs
	Asset Forfeiture		5,066		5,140	Share of allocated costs
	Measure J		1,150		1,170	Share of allocated costs
	Child Care		1,112		1,167	Share of allocated costs
	Tidelands		300		313	Share of allocated costs
	Solid Waste Reduction		11,325		11,797	Share of allocated costs

**CITY OF ANTIOCH  
2015-17 OPERATING BUDGET**



**FINANCIAL SUMMARIES**

<b>Internal Services - City Wide Admin 2015-17 Budget</b>						
		<b>FY2016</b>	<b>FY2016</b>	<b>FY2017</b>	<b>FY2017</b>	
	Fund #	Credit (Expense Reduction)	Debit (Expense)	Credit (Expense Reduction)	Debit (Expense)	Reason for Charge
Abandoned Vehicles	228		1,545		1,595	Share of allocated costs
Pollution Elimination	229		19,898		21,103	Share of allocated costs
PEG	238		1,702		1,758	Share of allocated costs
Lone Tree SLLMD	251		7,921		8,170	Share of allocated costs
Downtown Maintenance SLLMD	252		1,854		1,907	Share of allocated costs
Almondridge SLLMD	253		1,815		1,871	Share of allocated costs
Hillcrest SLLMD	254		10,863		11,203	Share of allocated costs
Park 1A SLLMD	255		19,744		21,041	Share of allocated costs
Citywide District 2A SLLMD	256		6,467		6,648	Share of allocated costs
SLLMD Administration	257		288,588		299,863	Share of allocated costs
Post Retirement Medical - Police	577		5,286		5,871	Share of allocated costs
Post Retirement Medical - Miscellaneous	578		5,981		6,172	Share of allocated costs
Post Retirement Medical - Management	579		10,608		10,948	Share of allocated costs
<b>Total Special Revenue Charges</b>			416,238		433,165	
<b>Capital Projects Funds</b>						
Capital Improvement	311		19,634		20,871	Share of allocated costs
Hillcrest A.D.	361		768		793	Share of allocated costs
Lone Diamond A.D.	376		2,260		2,299	Share of allocated costs
Hillcrest Bridge Benefit District	391		31		32	Share of allocated costs
<b>Total Capital Projects Charges</b>			22,693		23,995	
<b>Antioch Public Financing Authority</b>						
APFA 2015A Lease Revenue Bonds	417		44		45	Share of allocated costs
<b>Total Antioch Public Financing Authority Charges</b>			44		45	

**CITY OF ANTIOCH  
2015-17 OPERATING BUDGET**



**FINANCIAL SUMMARIES**

Internal Services - City Wide Admin 2015-17 Budget						
		FY2016	FY2016	FY2017	FY2017	
	Fund #	Credit (Expense Reduction)	Debit (Expense)	Credit (Expense Reduction)	Debit (Expense)	Reason for Charge
<b>Internal Service Funds</b>						
Vehicle Maintenance	570		146,211		151,517	Share of allocated costs
Information Services	573		180,365		186,822	Share of allocated costs
Loss Control	580		29,384		30,495	Share of allocated costs
<b>Total Internal Service Charges</b>			355,960		368,834	
<b>Enterprise Funds</b>						
Water	611		1,026,051		1,070,662	Share of allocated costs
Water System Improvement	612		1,717		1,739	Share of allocated costs
Sewer	621		221,159		232,289	Share of allocated costs
Sewer System Improvement	622		1,288		1,318	Share of allocated costs
Marina	631		72,364		75,307	Share of allocated costs
<b>Total Enterprise Charges</b>			1,322,579		1,381,315	
<b>Total Internal Services Charges</b>		\$8,554,269	\$8,554,269	\$8,735,101	\$8,735,101	

**CITY OF ANTIOCH  
2015-17 OPERATING BUDGET**



**FINANCIAL SUMMARIES**

**Internal Services-Building & Equipment Use  
2015-2017 Budget**

	Fund #	Credit (Expense Reduction)	Debit (Expense)	Reason for Charge
<b>GENERAL FUND</b>				
Non-Departmental	100	\$ 324,886		Allocate cost of building
Non-Departmental	100	41,356		Allocate equipment cost
City Council	100		\$2,949	Share of building cost
City Council	100		802	Share of equipment cost
City Attorney	100		1,180	Share of building cost
City Attorney	100		125	Share of equipment cost
City Manager	100		2,359	Share of building cost
City Manager	100		1,262	Share of equipment cost
City Clerk	100		1,180	Share of building cost
City Clerk	100		684	Share of equipment cost
City Treasurer	100		590	Share of building cost
Personnel	100		1,769	Share of building cost
Personnel	100		100	Share of equipment cost
Economic Development	100		1,180	Share of building cost
Finance Administration	100		1,180	Share of building cost
Finance Accounting	100		2,949	Share of building cost
Finance Operations	100		5,309	Share of building cost
Finance Operations	100		2,659	Share of equipment cost
Finance Accounting	100		565	Share of equipment cost
Non-Departmental	100		1,583	Share of equipment cost
Public Works-Maintenance Administration	100		736	Share of equipment cost
Public Works-Facilities Maintenance	100		15,532	Share of equipment cost
Police Administration	100		276,519	Share of building cost
Police Administration	100		7,581	Share of equipment cost
Community Policing	100		1,248	Share of equipment cost
Police Investigations	100		142	Share of equipment cost

**CITY OF ANTIOCH  
2015-17 OPERATING BUDGET**



**FINANCIAL SUMMARIES**

**Internal Services-Building & Equipment Use  
2015-2017 Budget**

	Fund #	Credit (Expense Reduction)	Debit (Expense)	Reason for Charge
Police Communications	100		4,161	Share of equipment cost
Community Development Administration	100		1,180	Share of building cost
Community Development Administration	100		2,557	Share of equipment cost
Land Planning Services	100		2,949	Share of building cost
Land Planning Services	100		652	Share of equipment cost
Engineering Land Development	100		7,668	Share of building cost
Code Enforcement	100		1,949	Share of building cost
Building Inspection	100		6,308	Share of building cost
Engineering Administration	100		1,180	Share of building cost
Engineering Services	100		1,769	Share of building cost
Engineering Services	100		100	Share of equipment cost
<b>Total General Fund Charges</b>		366,242	360,656	
<b>Net General Fund Credit</b>		\$ 5,586		
<b>INTERNAL SERVICE FUNDS</b>				
Information Services-Administration	573		1,180	Share of building cost
Information Services-Administration	573		867	Share of equipment cost
Information Services-Network Support & PCs	573		2,359	Share of building cost
Information Services-Telephone	573		590	Share of building cost
Information Services-GIS	573		590	Share of building cost
<b>Total Internal Service Charges</b>			\$5,586	

**CITY OF ANTIOCH  
2015-17 OPERATING BUDGET**



**FINANCIAL SUMMARIES**

**Summary of Annual Recurring Purchase Orders and/or Contracts**

<b>Vendor</b>	<b>2015-16 Budgeted Amount</b>	<b>2016-17 Budgeted Amount</b>	<b>Product/Service Description</b>	<b>Fund</b>
Antioch Auto Parts	\$55,000	\$55,000	Vehicle parts	Vehicle Fund
American Greenpower USA Inc	70,000	70,000	Sole source for induction lighting material	General Fund
Badger Meter	200,000	200,000	Sole source for water meter and parts	Water Fund
Contra Costa County	60,000	60,000	Martinez Detention Facility Booking Fees	General Fund
Contra Costa County	115,000	125,000	CAL-ID City of Antioch portion	General Fund
Contra Costa County	263,300	250,000	Lab testing for Police Department	General Fund
Contra Costa County-Public Works	350,000	350,000	Traffic Signal Maintenance	General Fund
County Asphalt	75,000	79,000	Secondary asphalt & rock supplier	Various
Delta Diablo	124,000	124,000	Hazardous waste collection & disposal	Sewer/Solid Waste
East Hills Veterinary Hospital	75,000	75,000	Emergency veterinary services	Animal Control Fund
Honeywell International	75,000	75,000	Additional HVAC repairs on as needed basis	Various
HUBBS Systems LLC Data 911	179,138	179,138	Annual software maintenance agreement	General Fund
John Deere Landscapes Pacheco	175,000	175,000	Various irrigation controller parts as needed	Various
Grainger	85,000	85,000	Various Public Works goods & supplies	Various
Jack Doheny Supplies	65,000	65,000	Sole source supplier for CCTV Truck	Water/Sewer
Office Max	80,000	85,000	Office Supplies	Various
PFM	91,770	94,520	Investment Advisor	General Fund
Kapsch Trafficcom	60,000	60,000	Provide backup for non working WTP network pump stations	Water Fund
San Diego Police Equipment East Bay Regional Communications System Authority	60,000	60,000	Various police equipment on as needed basis	General Fund
Communications System Authority	98,600	98,600	EBRCS radio maintenance	General Fund
Sungard Public Sector Inc	250,275	250,275	ASP (Hosting) service for financial software	General Fund

**This page left intentionally blank**

**CITY OF ANTIOCH  
2015-17 OPERATING BUDGET**

**GENERAL FUND**



**CITY OF ANTIOCH  
2015-17 OPERATING BUDGET**



**GENERAL FUND**

The General fund is used to account for money which is not required legally or by sound financial management to be accounted for in another fund. The General Fund is the City's most significant operating fund made up of several departments. This section will provide an overall summary of the General Fund budget, as well as provide detail of each department's divisional budgets individually. The following departments are accounted for in the General Fund:

- ***City Council***
- ***City Attorney***
- ***City Manager***
- ***City Clerk***
- ***City Treasurer***
- ***Human Resources***
- ***Economic Development***
- ***Finance***
- ***Non-Departmental***
- ***Public Works***
- ***Police***
- ***Community Development***

**CITY OF ANTIOCH  
2015-17 OPERATING BUDGET**



**GENERAL FUND**

The General Fund receives various sources of revenue which sustain the operations of the City. Revenues within the General Fund are broken down into the following categories:

- **Taxes** – This category encompasses several sources of tax revenue such as property tax, sales tax and business license tax.
- **Licenses and Permits** – This category includes Building and Encroachment permits.
- **Fines and Penalties** – This category includes fines imposed by the police department such as vehicle code fines.
- **Use of Money and Property** – This category includes interest and rents.
- **Revenue from Other Agencies** – The City receives revenues from other agencies through specific agreements with Federal, State and Local agencies, which are included in this category.
- **Service Charges**- The City imposes charges for a variety of services such as planning and inspections, which are included in this category.
- **Other Revenue**- This category captures other revenues the City receives which do not fall into any of the categories above.
- **Transfers In** – Transfers in represent monies transferred into the General Fund to subsidize General Fund operations.

Please see the General Fund Revenue Summary on pages 38-42 for a complete breakdown of the specific revenue sources within each category.

Expenditures in the General Fund are categorized by department. For purposes of displaying the total revenues and expenditures of a department, interfund charges are shown separately for the General Fund as a whole. Budgets for each department within the General Fund can be found on pages 66-150. Summaries of revenues and expenditures by department follow.

**CITY OF ANTIOCH  
2015-17 OPERATING BUDGET**



**GENERAL FUND**

**GENERAL FUND REVENUE AND EXPENDITURE SUMMARY**

	<b>2012-13 Actual</b>	<b>2013-14 Actual</b>	<b>2014-15 Budget</b>	<b>2014-15 Revised</b>	<b>2015-16 Proposed</b>	<b>Percent Change</b>	<b>2016-17 Proposed</b>	<b>Percent Change</b>
<b>Revenues:</b>								
Taxes	\$26,906,810	\$28,526,399	30,936,394	31,784,778	35,971,226	13%	36,601,367	2%
Taxes – Measure C	0	898,689	4,489,747	4,489,747	4,646,890	4%	4,832,765	4%
Licenses & Permits	1,502,225	1,171,807	1,157,500	947,500	957,500	1%	1,167,500	22%
Fines & Penalties	38,400	67,615	35,100	41,000	42,000	2%	43,000	2%
Investment Income & Rentals	506,258	536,639	498,510	508,510	503,410	-1%	508,045	1%
Revenue from Other Agencies	250,049	393,402	1,124,572	1,157,368	792,673	-32%	659,673	-17%
Current Service Charges	1,943,043	2,194,188	2,146,880	2,195,120	2,194,744	0%	1,824,529	-17%
Other Revenue	2,548,167	724,731	1,245,545	1,253,691	802,540	-36%	829,580	3%
Transfers In	3,837,855	3,770,395	3,786,641	3,762,255	3,699,075	-2%	3,533,975	-4%
<b>Total Revenues</b>	<b>37,532,807</b>	<b>38,283,865</b>	<b>45,420,889</b>	<b>46,139,969</b>	<b>49,610,058</b>	<b>8%</b>	<b>50,000,434</b>	<b>0.8%</b>
<b>Expenditures:</b>								
Legislative & Administrative	1,054,456	981,437	779,034	635,805	727,984	14%	646,653	-11%
Finance	10,651	24,639	124,425	36,014	14,139	-61%	18,735	33%
Nondepartmental	562,561	507,781	426,257	422,021	941,108	123%	836,231	-11%
Public Works	5,191,192	5,246,935	6,572,831	6,440,605	7,322,417	14%	7,583,357	4%
Police Services	26,092,368	27,382,284	29,825,963	29,768,583	29,260,562	-2%	33,033,441	13%
Police Services – Measure C	0	0	4,138,271	3,249,410	6,434,518	98%	4,663,350	-28%
Police Services-Animal Support	417,195	475,708	521,565	505,688	508,521	1%	538,108	6%
Recreation/Community Services	703,405	919,234	830,040	896,513	981,170	9%	1,012,620	3%
Community Development	1,880,197	2,021,135	3,175,579	3,179,116	2,809,167	-12%	2,809,644	0%
Code Enforcement – Measure C	0	0	188,900	188,900	162,498	100%	169,415	4%
Capital Improvement	0	0	0	0	0	0%	0	0%
<b>Total Expenditures</b>	<b>35,912,025</b>	<b>37,559,153</b>	<b>46,582,865</b>	<b>45,322,655</b>	<b>49,162,084</b>	<b>8%</b>	<b>51,311,554</b>	<b>4%</b>

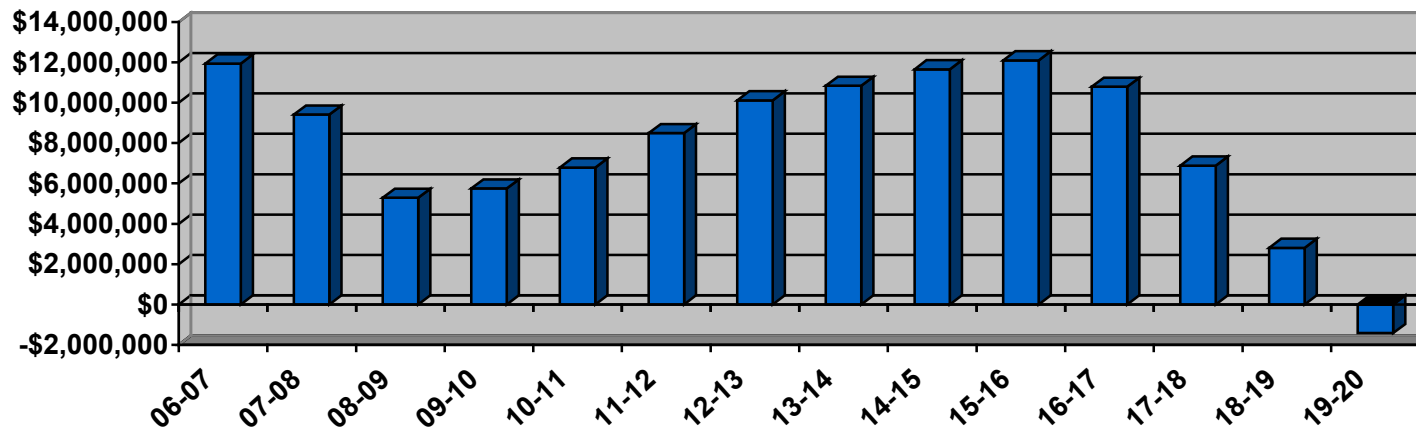
**CITY OF ANTIOCH  
2015-17 OPERATING BUDGET**



**GENERAL FUND**

**General Fund  
Fund Balance Analysis and History**

	<b>2012-13 Actual</b>	<b>2013-14 Actual</b>	<b>2014-15 Revised</b>	<b>2015-16 Proposed</b>	<b>2016-17 Proposed</b>
Beginning Fund Balance	\$8,489,101	\$10,109,883	\$10,834,595	\$11,651,909	\$12,099,883
Net Revenue/Expenditure	1,620,782	724,712	817,314	447,974	(1,311,120)
Ending Fund Balance	\$10,109,883	\$10,834,595	\$11,651,909	\$12,099,883	\$10,788,763
Committed – Police Services	0	898,689	1,950,126	0	0
Committed - Litigation Reserve	500,000	500,000	500,000	500,000	500,000
Committed - Compensated Absences	101,640	98,586	95,939	115,000	115,000
Assigned – Encumbrances/Projects	276,667	206,730	0	0	0
<b>Unassigned Fund Balance</b>	<b>\$9,231,576</b>	<b>\$9,130,590</b>	<b>\$9,105,844</b>	<b>\$11,484,883</b>	<b>\$10,173,763</b>
<b>Percentage of Revenue</b>	<b>24.60%</b>	<b>23.85%</b>	<b>19.74%</b>	<b>23.15%</b>	<b>20.35%</b>

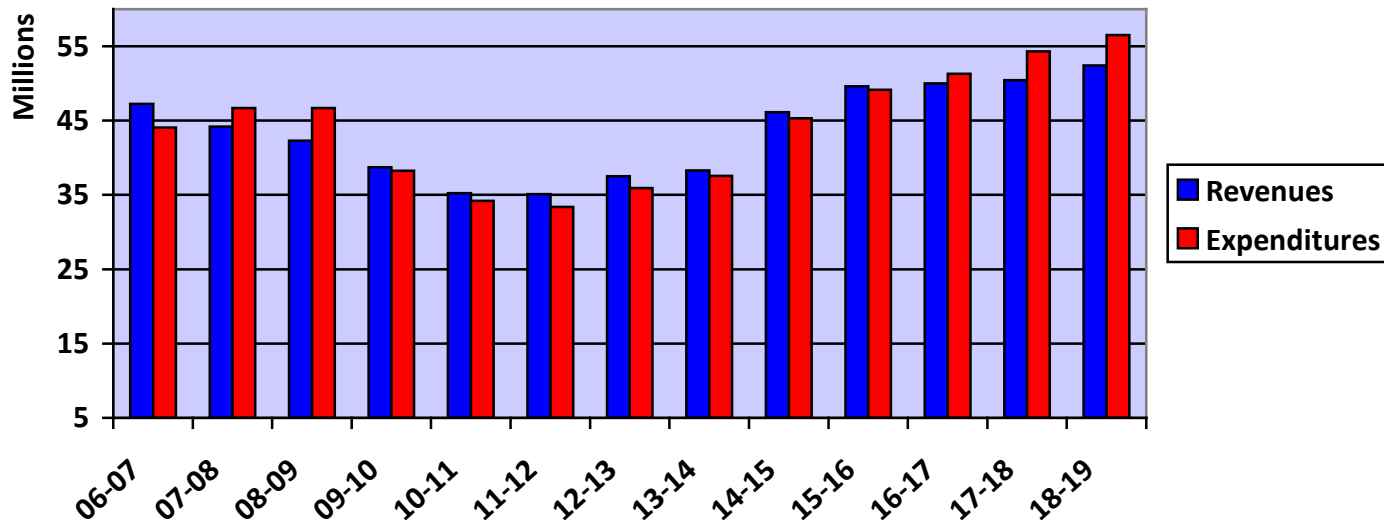


# CITY OF ANTIOCH 2015-17 OPERATING BUDGET



## GENERAL FUND

An analysis of revenues verses expenditures each fiscal year follows:



**CITY OF ANTIOCH  
2015-17 OPERATING BUDGET**



**GENERAL FUND**

**General Fund Police Department Measure C Funding**

	<b>Police Budget FY2014-15</b>	<b>Police Budget FY2015-16</b>	<b>Police Budget FY2016-17</b>
<b>13/14 Baseline Budget</b>	\$28,447,271	\$28,447,271	\$28,447,271
Measure C projection	4,300,847	4,484,392	4,663,350
Measure C carryover	898,689	1,950,126	0
<b>Budget Allotment</b>	33,646,807	34,881,789	33,110,621
Proposed/projected	33,523,681	36,203,601	38,234,899
EBRCS Purchase Gen Fund Reserves	(1,827,000)		
<b>Difference under/(over) budget</b>	<b>\$1,950,126</b>	<b>(\$1,321,812)</b>	<b>(\$5,124,278)</b>

The Police Department budget has been prepared using the revised fiscal year 2013-14 Police Department Budget (including the Animal Services subsidy) as a starting baseline each fiscal year. Measure C revenues allocated to Police Services are being added to the “baseline” amount to determine the total budget allotment (the maximum that can be spent) to the Police Department in each fiscal year. If the proposed Police Department budget in any given fiscal year is less than the total budget allotment, that amount will be re-allocated to be spent in the next fiscal year.

Police Department expenditures will first be applied to General Fund non-Measure C resources and any additional budget savings incurred from the total proposed Police Department budget will be considered Measure C savings to be allocated in the following year budget, however, savings will not be determined until the fiscal year closes.

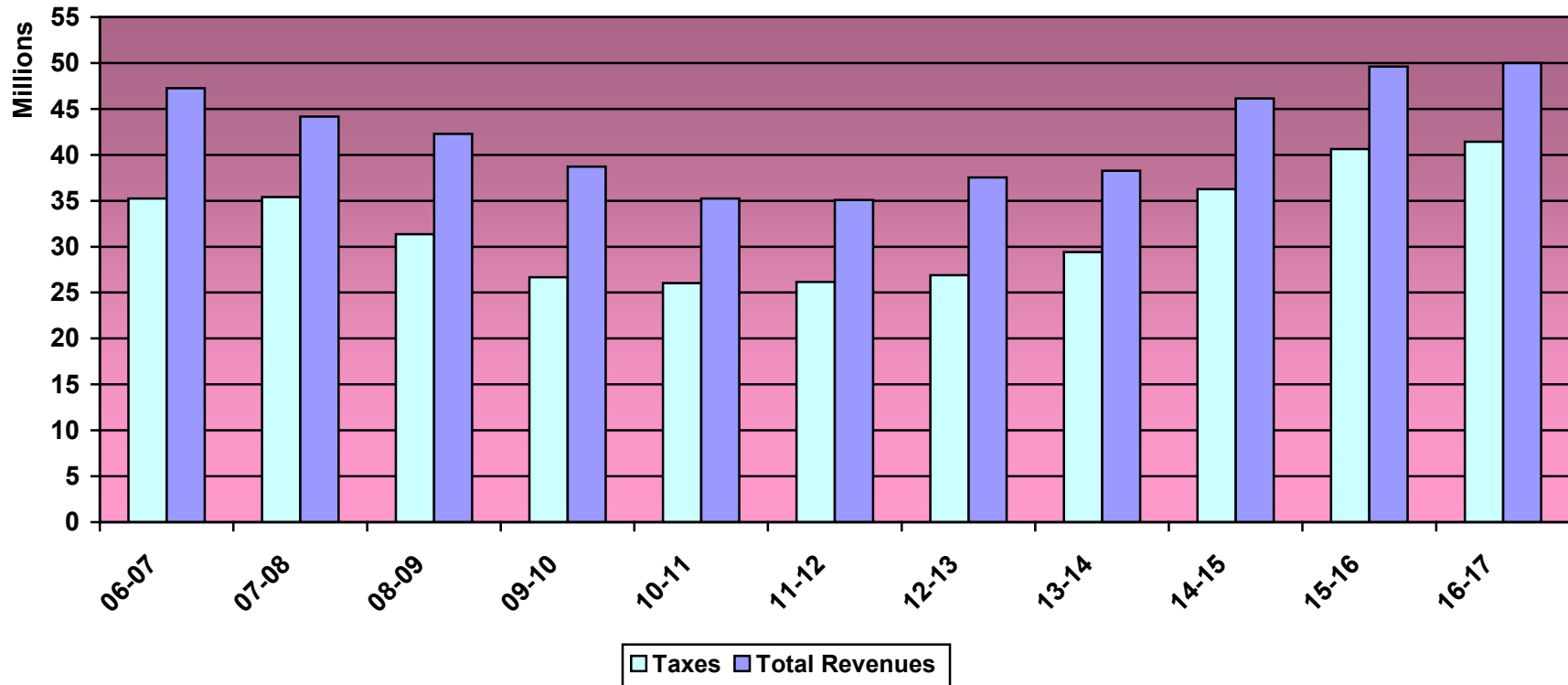
**CITY OF ANTIOCH  
2015-17 OPERATING BUDGET**



**GENERAL FUND**

**General Fund Revenues**

Taxes are the most significant revenue in the General Fund. The following is a breakdown of actual/projected tax revenue in the General Fund compared to total revenues.

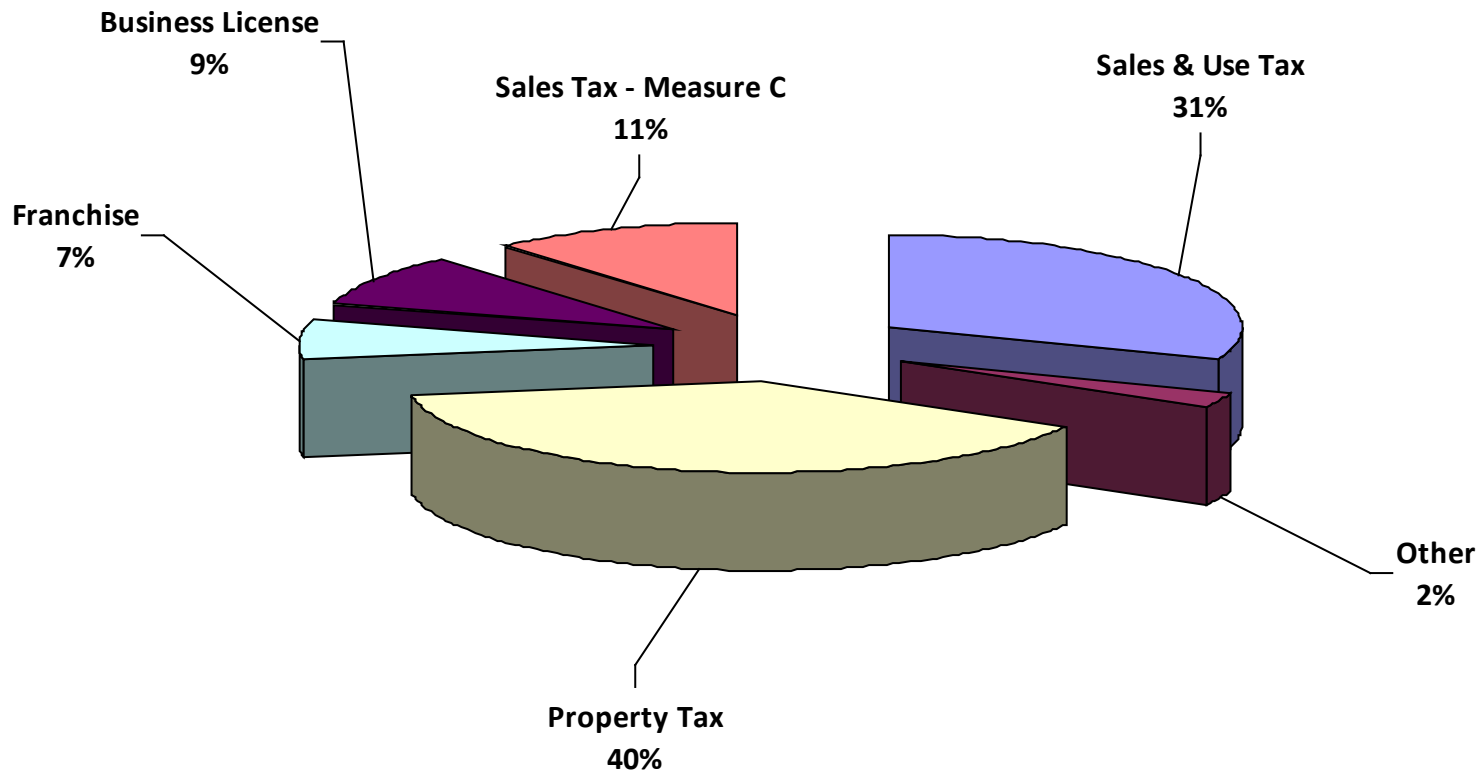


**CITY OF ANTIOCH  
2015-17 OPERATING BUDGET**



**GENERAL FUND**

The following chart breaks down taxes by source for fiscal year 2015-16.





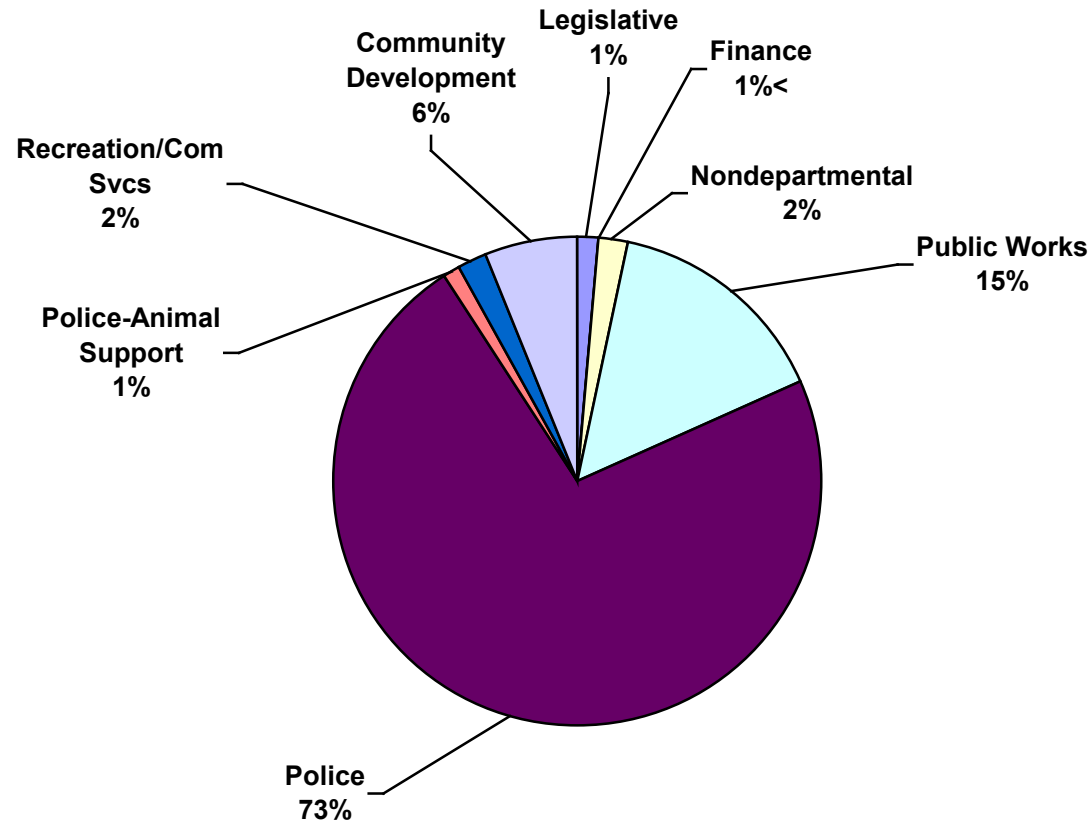
**CITY OF ANTIOCH  
2015-17 OPERATING BUDGET**



**GENERAL FUND**

**General Fund Expenditures**

The following is a breakdown of projected expenditures by department in the General Fund for fiscal year 2015-16.

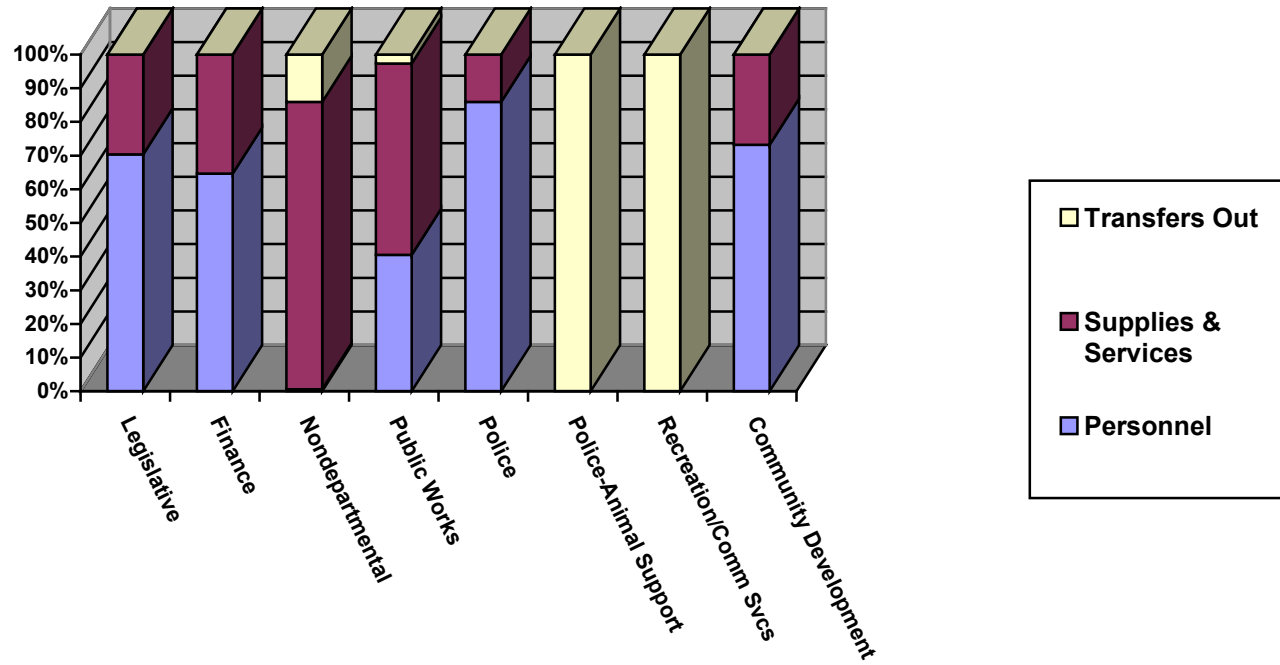


**CITY OF ANTIOCH  
2015-17 OPERATING BUDGET**



**GENERAL FUND**

Within each department, expenditures are broken down by type as follows (excludes internal services):

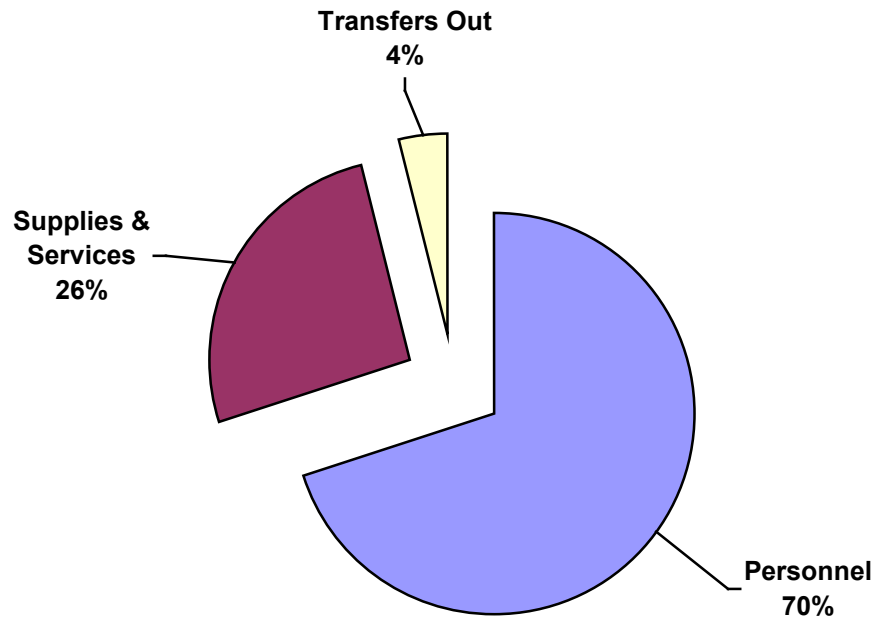


**CITY OF ANTIOCH  
2015-17 OPERATING BUDGET**



**GENERAL FUND**

Expenditures by type in total for the General Fund are as follows (excludes internal services):

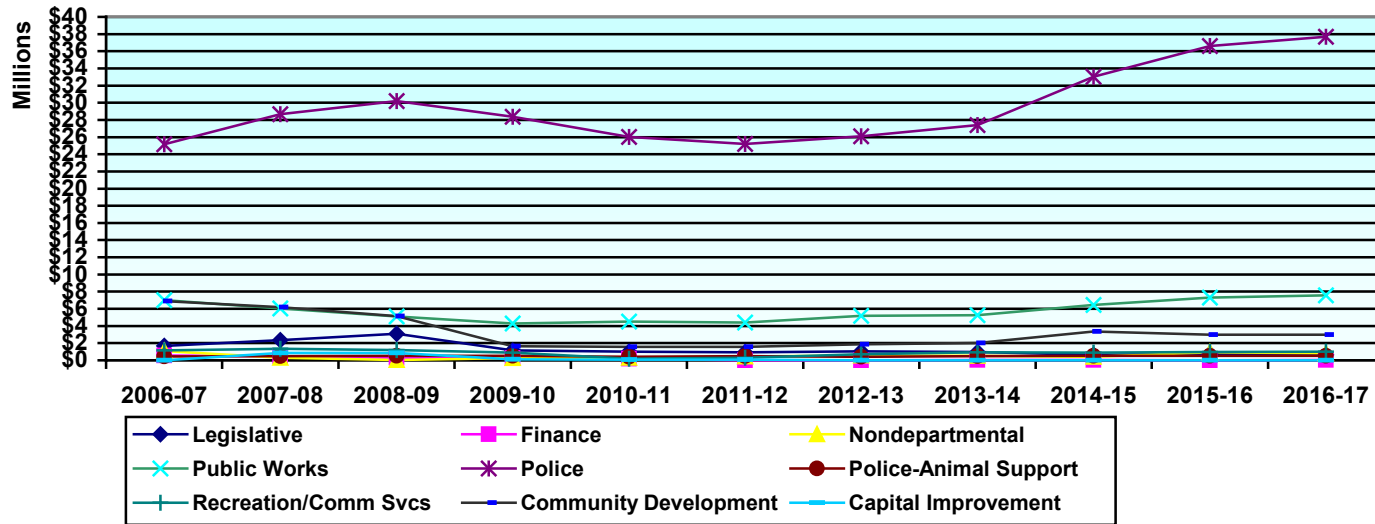


# CITY OF ANTIOCH 2015-17 OPERATING BUDGET

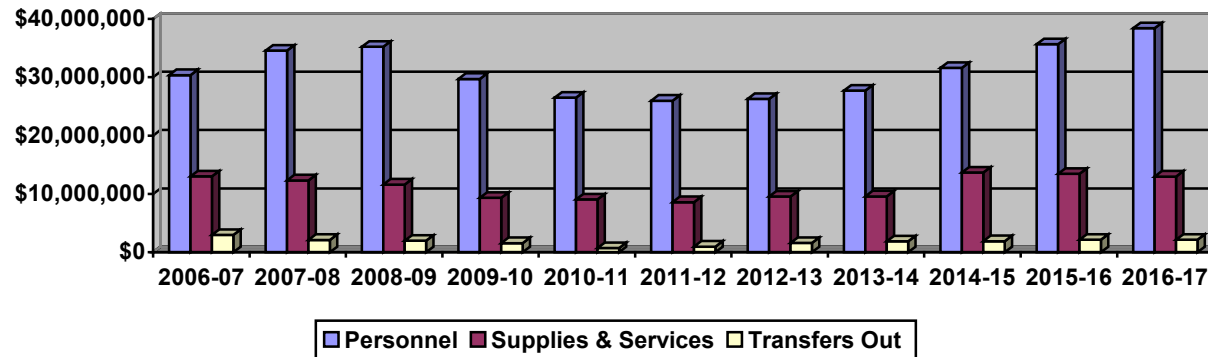


## GENERAL FUND

A trend analysis of expenditures by department follows:



A trend analysis of expenditures by type follows:



**This page left intentionally blank**

**CITY OF ANTIOCH  
2015-17 OPERATING BUDGET**



**GENERAL FUND – DEPARTMENTAL BUDGETS**

**LEGISLATIVE AND ADMINISTRATIVE**

<b>LEGISLATIVE AND ADMINISTRATIVE SUMMARY</b>								
	<b>2012-13 Actual</b>	<b>2013-14 Actual</b>	<b>2014-15 Budget</b>	<b>2014-15 Revised</b>	<b>2015-16 Proposed</b>	<b>% Change</b>	<b>2016-17 Proposed</b>	<b>% Change</b>
<b>SOURCE OF FUNDS:</b>								
Billings to Departments	176,265	187,883	234,218	236,765	246,062	4%	256,539	4%
Revenue From Other Agencies	62,417	0	0	0	0	0%	0	0%
Charges for Services	0	0	0	0	0	0%	0	0%
Miscellaneous Revenue	134,012	5,425	10,000	12,640	0	-100%	0	0%
Transfers In	0	0	0	0	0	0%	0	0%
<b>TOTAL SOURCE OF FUNDS</b>	<b>372,694</b>	<b>193,308</b>	<b>244,218</b>	<b>249,405</b>	<b>246,062</b>	<b>-1%</b>	<b>256,539</b>	<b>4%</b>
<b>USE OF FUNDS:</b>								
Personnel	1,460,755	1,680,129	1,825,145	1,738,017	1,970,686	13%	2,055,059	4%
Services & Supplies	1,147,633	1,030,814	783,947	765,447	830,457	8%	823,133	-1%
Internal Services	(1,553,932)	(1,729,506)	(1,830,058)	(1,867,659)	(2,073,159)	11%	(2,231,539)	8%
<b>TOTAL USE OF FUNDS</b>	<b>1,054,456</b>	<b>981,437</b>	<b>779,034</b>	<b>635,805</b>	<b>727,984</b>	<b>14%</b>	<b>646,653</b>	<b>-11%</b>

<b>Funded FTE's:</b>	<b>Funded 2014-15</b>	<b>Funded 2015-16</b>	<b>Funded 2016-17</b>
City Council	5.00	5.00	5.00
City Attorney	1.50	1.50	1.50
City Manager	1.50	1.50	1.50
City Clerk	2.00	2.00	2.00
City Treasurer	1.15	1.15	1.15
Human Resources	4.00	4.00	4.00
Economic Development	1.00	1.00	1.00
<b>Total Legislative &amp; Administrative Funded FTE's</b>	<b>16.15</b>	<b>16.15</b>	<b>16.15</b>

**CITY OF ANTIOCH  
2015-17 OPERATING BUDGET**



**GENERAL FUND – DEPARTMENTAL BUDGETS**

---

**CITY COUNCIL (100-1110)**

The City Council acts on all legislative matters concerning the City. As the City policy-making and legislative body, the City Council is responsible to more than 106,000 residents of Antioch for approving all programs and services provided in the City. They approve and adopt all ordinances, resolutions, contracts and other matters regarding overall policy decisions and leadership. The Council appoints the City Manager and the City Attorney, as well as various commissions, boards and other citizen advisory committees.

In reaching policy decisions, the City Council reviews proposals designed to meet community needs and sustain desired service levels; initiates new programs to upgrade existing City services; determines the ability of the City to provide financing for all municipal activities; and adopts the City budget following review and modification of a proposed budget, as submitted by the City Manager.

In addition to holding regular and special Council meetings, the members of the City Council also function as directors of the City of Antioch as Successor Agency and Housing Successor to the Antioch Development Agency and the Antioch Public Financing Authority.

**2014-2015 Accomplishments:**

- The City began implementing the Strategic Plan approved in June, 2014.
- Measure O was passed, increasing revenues by over \$2 million/year from now on.
- Directed use Measure C funds for Police and Code Enforcement hiring and operations.
- Continued to support Antioch's interests regarding the bay Delta Conservation Plan.
- Continued to protect Antioch's pre-1914 water rights.
- Directed the feasibility study for a desalinization plant to serve Antioch.
- Continued support for WETA EIR for ferry service for Antioch.
- Completed the City's Housing Element of the General Plan.
- Launched the Downtown Specific Plan and the Land Use Element of the General Plan.
- Funded Antioch Police Department participation in the East Bay Regional Communications System (EBRCS).
- Continued to represent Antioch at the regional, state and national levels through elected county, state and national representatives, as well as participation with the Mayor's Conference, the California League of Cities, EC2, and other forums.

**2016 & 2017 Objectives:**

- Maintain oversight of strategic plan implementation and update as necessary.
- Continue to direct use of Measure C funds for Police Department and Code Enforcement hiring and operations.
- Continue to advocate for Antioch and Contra Costa County role on WETA Board.
- Pursue revenue generating opportunities.
- Continued to represent Antioch at the regional, state and national levels.

**CITY OF ANTIOCH  
2015-17 OPERATING BUDGET**



**GENERAL FUND – DEPARTMENTAL BUDGETS**

- Promote Antioch as a place to grow businesses and families.
- Maintain proactive approach to City water rights.
- Maintain oversight over City and Enterprise expenditures.
- Maintain and build upon strong relationships with Antioch Unified School District.

<b>CITY COUNCIL (100-1110)</b>								
	<b>2012-13 Actual</b>	<b>2013-14 Actual</b>	<b>2014-15 Budget</b>	<b>2014-15 Revised</b>	<b>2015-16 Proposed</b>	<b>% Change</b>	<b>2016-17 Proposed</b>	<b>% Change</b>
<b>Use of Funds:</b>								
Personnel	122,849	116,127	123,205	102,495	132,862	30%	135,172	2%
Services & Supplies	29,324	33,663	20,370	20,370	20,513	1%	30,652	49%
Internal Services	(146,268)	(136,648)	(130,899)	(107,553)	(139,287)	30%	(151,148)	9%
<b>Total Use of Funds</b>	<b>5,905</b>	<b>13,142</b>	<b>12,676</b>	<b>15,312</b>	<b>14,088</b>	<b>-8%</b>	<b>14,676</b>	<b>4%</b>
Elected Officials	5.00	5.00	5.00	5.00	5.00		5.00	



**CITY OF ANTIOCH  
2015-17 OPERATING BUDGET**

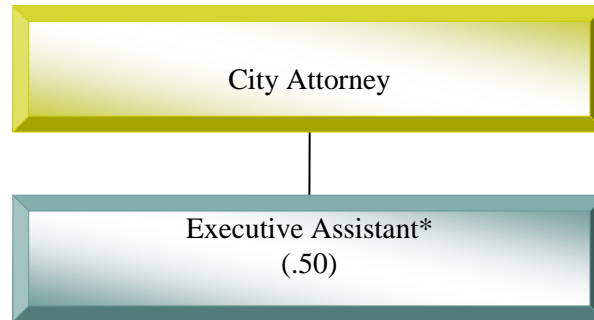


**GENERAL FUND – DEPARTMENTAL BUDGETS**

**CITY ATTORNEY (100-1120)**

The City Attorney's office is responsible for providing and supervising all legal services for the City and the City of Antioch serving as Successor Agency and Housing Successor to the Antioch Development Agency. The Office provides advice to Council, Commissions and staff on the Brown Act, Public Records Acts, conflicts of interests, public contracting, land use, environmental laws, employment, and other matters; prepares or reviews ordinances, contracts, leases and similar legal documents; is responsible for land acquisition; and oversees claims and litigation involving the City.

**CITY ATTORNEY**



# of Funded Positions	# of Filled Positions	# Vacant Funded Positions	# Proposed New Positions
1.50	1.50	1	0
*Position allocated .50 to City Manager's division 100-1130.			

**CITY OF ANTIOCH  
2015-17 OPERATING BUDGET**



**GENERAL FUND – DEPARTMENTAL BUDGETS**

---

**2014-2015 Accomplishments:**

- Managed claims and litigation matters for the City, including police department matters, Water Treatment Plant dispute, and Humphrey's Restaurant.
- Drafted reports, impartial analysis and other documents regarding business license tax ballot measure.
- Assisted with implementation of the sales tax ordinance.
- Drafted report and resolutions regarding Council Committees and the Brown Act.
- Provided advice and reviewed documents related to ordinances regarding computer gaming and internet access, tobacco and paraphernalia, community supervision uses, growth management, development impact fees, card rooms, marijuana dispensaries, bingo, code enforcement, candidate filing fee, parking enforcement, extended absence of elected officials, animals and dangerous dog procedures and business license tax procedures.
- Started preparing Social Host/Party Nuisance Ordinance.
- Provided oversight for the negotiation of the Davidon Development Agreement and Aviano Development Agreement.
- Updated Conflict of Interest code.
- Prepared background materials for new board, commissioners and committee members.
- Prepared or reviewed reports and correspondence relating to dissolution of Antioch Development Agency; attended meetings of Oversight Board to City as Successor Agency.
- Opposed *Pitchess* motions on behalf of Police Department.
- Oversaw AB 1234 compliance and provided conflict of interest advice.
- Provided advice and drafted documents regarding telecommunications leases.
- Prepared letters to the auditors regarding litigation and claims.
- Advised on various personnel matters.
- Assisted with Council Member vacancy issues.
- Drafted or reviewed numerous contracts and updated contract templates.
- Responded to Public Records Act requests, subpoenas and Grand Jury inquiries.
- Handled insurance reviews and questions.
- Obtained temporary restraining orders against recreation patron who threatened staff and harassed other patrons, and a property owner who threatened code enforcement staff.
- Assisted City Clerk's Office with recall efforts.
- Reviewed agendas and staff reports and attended meetings of City Council, Planning Commission and Board of Administrative Appeals.
- Served on Advisory Committee for Law Academy at Deer Valley High School.

**2016 & 2017 Objectives:**

- Handle matters from Council and staff, and keep the Council apprised of legal matters.
- Continue overseeing prosecution and defense of claims and litigation involving the City.
- Continue to work with Departments on compliance with contract policies and new insurance requirements.

**CITY OF ANTIOCH  
2015-17 OPERATING BUDGET**



**GENERAL FUND – DEPARTMENTAL BUDGETS**

- Prepare ordinances requested by the City Council and staff as resource constraints allow.
- Continue emphasis on risk management and safety issues to keep “insurance” costs down.
- Review and update leases of City properties.
- Continue to oppose *Pitchess* motions on behalf of Police Department.
- Assist staff with legal issues related to development proposals.
- Continue to oversee AB 1234 compliance and provide conflict of interest advice.
- Continue to work with Public Works Director and consulting team on water rights issues.
- Continue to oversee matters relating to dissolution of Antioch Development Agency.

<b>CITY ATTORNEY (100-1120)</b>								
	<b>2012-13 Actual</b>	<b>2013-14 Actual</b>	<b>2014-15 Budget</b>	<b>2014-15 Revised</b>	<b>2015-16 Proposed</b>	<b>% Change</b>	<b>2016-17 Proposed</b>	<b>% Change</b>
<b>Source of Funds:</b>								
Other	22,794	150	10,000	10,000	0	-100%	0	0%
<b>Total Source of Funds</b>	<b>22,794</b>	<b>150</b>	<b>10,000</b>	<b>10,000</b>	<b>0</b>	<b>-100%</b>	<b>0</b>	<b>0%</b>
<b>Use of Funds:</b>								
Personnel	318,315	336,099	377,220	368,905	413,946	12%	429,876	4%
Services & Supplies	141,489	92,068	150,030	140,030	139,908	0%	140,210	0%
Internal Services	(423,982)	(391,734)	(454,253)	(453,868)	(519,546)	14%	(535,719)	3%
<b>Total Use of Funds</b>	<b>35,822</b>	<b>36,433</b>	<b>72,997</b>	<b>55,067</b>	<b>34,308</b>	<b>-38%</b>	<b>34,367</b>	<b>0%</b>
Funded FTE's	1.50	1.50	1.50	1.50	1.50		1.50	

**CITY OF ANTIOCH  
2015-17 OPERATING BUDGET**



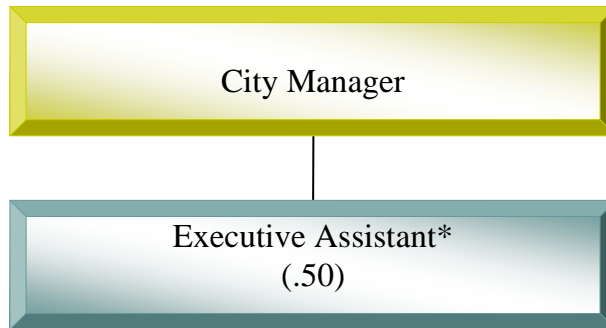
**GENERAL FUND – DEPARTMENTAL BUDGETS**

**CITY MANAGER (100-1130)**

The City Manager serves as the administrative head of the City government under the direction of the City Council and is responsible for carrying out the policies and directives of the City Council. The City Manager provides leadership to the City's executive managers and the organization as a whole in meeting the needs of the community and coordinating the provision of a wide range of municipal services.

The City Manager also provides administrative policy direction for fiscal planning; intergovernmental relations in responding to state, federal and regional issues with local impacts; and for communications - both internal and with the community at large. The City Manager and staff attend all Council meetings, advising the Council on matters under consideration and makes Council policy recommendations as appropriate.

**CITY MANAGER**



# of Funded Positions	# of Filled Positions	# Vacant Funded Positions	# Proposed New Positions
1.5	1.5	0	0
*Position allocated .50 to City Attorney's division 100-1120.			

**CITY OF ANTIOCH  
2015-17 OPERATING BUDGET**



**GENERAL FUND – DEPARTMENTAL BUDGETS**

---

**2014-2015 Accomplishments:**

- Continued implementing the City's Strategic Plan.
- Initiated a two-year operating budget cycle, starting with fiscal years 2015-2016 and 2016-2017.
- Led communications on the passage of Measure O, increasing revenues by over \$2 million per year from now on.
- Continued hiring sworn police officers and other police personnel.
- Hired a Parks and Recreation Director, Community Development Director and a new Economic Development Program Manager.
- Finalized labor contracts with 2 bargaining units, with negotiations in progress with 3 bargaining units.
- Continued to support Antioch's interests regarding the Bay Delta Conservation Plan.
- Continued to protect Antioch's pre-1914 water rights.
- Launched a feasibility study for a desalinization plant to serve Antioch.
- Procured funding for the Downtown Specific Plan and the Land Use Element of the General Plan.
- Initiated downtown revitalization efforts.
- Advocated successfully for Antioch related to various WETA activities
- Provided long term financial projections for future budget planning.
- Continued to work with adjacent cities to explore cost sharing and interagency cooperation.
- Continued to represent Antioch at the regional, state and national levels.
- Launched City Hall Facebook page to improve community communications.

**2016 & 2017 Objectives:**

- Continue to implement strategic management plan.
- Continue downtown revitalization efforts.
- Increase economic development efforts, locally and regionally.
- Continue to streamline and improve the City's business processes.
- Continue weekly and monthly reports, and Facebook posts, keep Council and community informed.
- Finalize Management and Confidential Employee bargaining units MOUs.
- Continue to monitor and protect the City's water rights.
- Finalize feasibility study and a desalinization plant to serve Antioch
- Continue to successfully advocate for Antioch related to various WETA activities.
- Continue to work with adjacent cities to explore cost sharing and interagency cooperation.

**CITY OF ANTIOCH  
2015-17 OPERATING BUDGET**



**GENERAL FUND – DEPARTMENTAL BUDGETS**

CITY MANAGER (100-1130)								
	2012-13 Actual	2013-14 Actual	2014-15 Budget	2014-15 Revised	2015-16 Proposed	% Change	2016-17 Proposed	% Change
<b>Source of Funds:</b>								
Revenue from Other Agencies	10,397	0	0	0	0	0%	0	0%
Other	0	5,275	0	0	0	0%	0	0%
<b>Total Source of Funds</b>	<b>10,397</b>	<b>5,275</b>	<b>0</b>	<b>0</b>	<b>0</b>	<b>0%</b>	<b>0</b>	<b>0%</b>
<b>Use of Funds:</b>								
Personnel	354,418	466,523	425,768	408,003	475,081	16%	496,785	5%
Services & Supplies	71,470	78,525	90,552	90,552	103,798	15%	105,015	1%
Internal Services	(406,266)	(535,384)	(443,098)	(490,584)	(571,237)	16%	(595,557)	4%
<b>Total Use of Funds</b>	<b>19,622</b>	<b>9,664</b>	<b>73,222</b>	<b>7,971</b>	<b>7,642</b>	<b>-4%</b>	<b>6,243</b>	<b>-18%</b>
Funded FTE's	1.50	1.50	1.50	1.50	1.50		1.50	

**CITY OF ANTIOCH  
2015-17 OPERATING BUDGET**



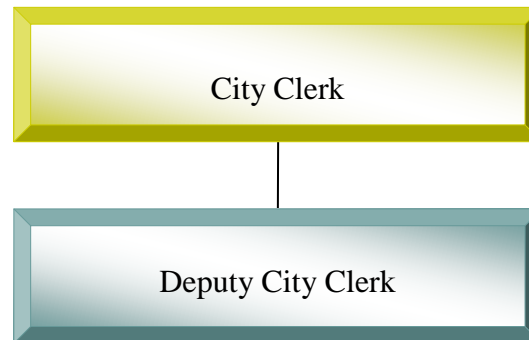
**GENERAL FUND – DEPARTMENTAL BUDGETS**

**CITY CLERK (100-1140)**

The position of City Clerk is elected to a four-year term and operates under statutory provision of the California Government Code, the Elections Code, and City ordinances and policies. The function of the City Clerk’s Office is staffed with one full-time regular Deputy City Clerk employee, with management oversight provided by the Administrative Services Director.

Duties of the City Clerk’s Office include: keeping records of the official actions of the City Council, City acting as Successor Agency to the Antioch Development Agency, Antioch Public Financing Authority and the Board of Administrative Appeals; preparing agendas for both Regular and Special City Council, Board of Administrative Appeals and the Sales Tax Citizens’ Oversight Committee Meetings, minutes and public hearing notices; conducting municipal elections as the Elections Officer, serving as filing officer for the implementation of the Political Reform Act; accepting claims and legal actions against the City; maintaining the Municipal Code; maintaining registration/ownership certificates for City vehicles; attesting City documents including resolutions, ordinances and agreements; conducting bid openings; receiving California Public records Act requests and ensuring a timely response; serving as the Secretary to the Board of Administrative Appeals and the Sales Tax Citizens’ Oversight Committee; and interacting with the City Council, City staff, and the general public on all related matters.

**CITY CLERK**



# of Funded Positions	# of Filled Positions	# Vacant Funded Positions	# Proposed New Positions
2	2	0	0

**CITY OF ANTIOCH  
2015-17 OPERATING BUDGET**



**GENERAL FUND – DEPARTMENTAL BUDGETS**

---

**2014-2015 Accomplishments:**

- Completed Fair Political Practice Commission (FPPC) filings and forwarded them to FPPC in accordance with California State Law.
- Tracked vacancies of City Boards and Commissions; notified Mayor of openings and prepared notices of vacancy; received and processed applications for future appointments.
- Coordinated and prepared correspondence agenda for the Board of Appeals including Board, staff, and appellant; finalized Board of Appeals notices of decisions and actions.
- Conducted the election for two City Council seats for the November 2014 General Election.
- Conducted the Measure O Business License Tax ballot measure, which was approved by the voters in the November 2014 General Election.
- Received and assisted all public records requests in accordance with the Public Records Act.
- Continued working on an inventory of over 1600 boxes of files and records in the Records Warehouse.
- Processed Proclamations and Certificates of Recognition for the City Council.
- Participated in training through the City Clerks Association of California towards becoming a Certified Municipal Clerk.

**2016 & 2017 Objectives:**

- Conduct the election for a total of 5 seats: Mayor, Clerk, Treasurer, and 2 Council seats for the November 2016 General Election.
- Assure the timely filing of Statements of Economic Interests and Campaign Expense Reports in accordance with the Political Reform Act.
- Continue scanning present Council information and historical resolutions into imaging system,
- Continue to track vacancies of City Boards and Commissions as well as coordinate the Board of Appeals meetings and the Sales Tax Citizens' Oversight Committee.
- Complete electronic database of all files and records held in the Records Warehouse.
- Begin posting all Fair Political Practice Commission forms for candidates, committees, and Statement of Economic Interests online at the City website.
- Create a City Clerk's page on the City website to make more City records available to the general public via the Internet for greater transparency.
- Participate in training sessions through the City Clerks Association of California.



**CITY OF ANTIOCH  
2015-17 OPERATING BUDGET**



**GENERAL FUND – DEPARTMENTAL BUDGETS**

CITY CLERK (100-1140)								
	2012-13 Actual	2013-14 Actual	2014-15 Budget	2014-15 Revised	2015-16 Proposed	% Change	2016-17 Proposed	% Change
<b>Source of Funds:</b>								
Other	9,507	0	0	2,640	0	-100%	0	0%
<b>Total Source of Funds</b>	<b>9,507</b>	<b>0</b>	<b>0</b>	<b>2,640</b>	<b>0</b>	<b>0%</b>	<b>0</b>	<b>0%</b>
<b>Use of Funds:</b>								
Personnel	113,582	119,195	132,706	128,559	138,250	8%	144,876	5%
Services & Supplies	40,835	193,069	97,868	89,368	43,991	-51%	113,351	158%
Internal Services	(141,854)	(133,103)	(197,070)	(203,946)	(172,608)	-15%	(249,580)	45%
<b>Total Use of Funds</b>	<b>12,563</b>	<b>179,161</b>	<b>33,504</b>	<b>13,981</b>	<b>9,633</b>	<b>-31%</b>	<b>8,647</b>	<b>-10%</b>
Funded FTE's	2.00	2.00	2.00	2.00	2.00		2.00	

**CITY OF ANTIOCH  
2015-17 OPERATING BUDGET**



**GENERAL FUND – DEPARTMENTAL BUDGETS**

**CITY TREASURER (100-1150)**

The City Treasurer is elected to a four-year term of office. The duties of a City Treasurer are to receive and safely keep all money coming into the City; to comply with all laws governing the deposit and securing of public funds and the handling of trust funds in the possession of the City; to pay out money on warrants signed by persons legally designated by the City; to call in money from inactive deposits and place it in active deposits as current demands require; and to deposit money for which there is no demand as inactive deposits into active deposit accounts.

Antioch's City Treasurer reviews all travel expenses to ensure compliance with the City's travel policy; processes interest checks from certificates of deposit; reviews all warrants and field checks issued; processes assessment payoffs, and reviews and approves the monthly Investment Report to Council.

**2014-15 Accomplishments:**

- Insured that the city's investment portfolio was not at risk.
- Reviewed State and Federal updates to keep the City's portfolio in compliance.
- Continued review of travel meal expenses.

**2016 & 2017 Objectives:**

- Continue review of travel expenses, warrants and field checks.
- Review travel policy on a yearly basis.
- Review Investment Policy on a quarterly basis.

CITY TREASURER (100-1150)								
	2012-13 Actual	2013-14 Actual	2014-15 Budget	2014-15 Revised	2015-16 Proposed	% Change	2016-17 Proposed	% Change
<b>Source of Funds:</b>								
Billings to Departments	176,265	187,883	234,218	236,765	246,062	4%	256,539	4%
<b>Total Source of Funds</b>	<b>176,265</b>	<b>187,883</b>	<b>234,218</b>	<b>236,765</b>	<b>246,062</b>	<b>4%</b>	<b>256,539</b>	<b>4%</b>
<b>Use of Funds:</b>								
Personnel	41,413	43,821	47,743	48,235	50,390	4%	52,530	4%
Services & Supplies	117,698	125,803	166,973	166,973	172,672	3%	177,846	3%
Internal Services	17,154	18,259	20,876	21,557	23,000	7%	26,163	14%
<b>Total Use of Funds</b>	<b>176,265</b>	<b>187,883</b>	<b>235,592</b>	<b>236,765</b>	<b>246,062</b>	<b>4%</b>	<b>256,539</b>	<b>4%</b>
Funded FTE's	1.15	1.15	1.15	1.15	1.15		1.15	

**CITY OF ANTIOCH  
2015-17 OPERATING BUDGET**



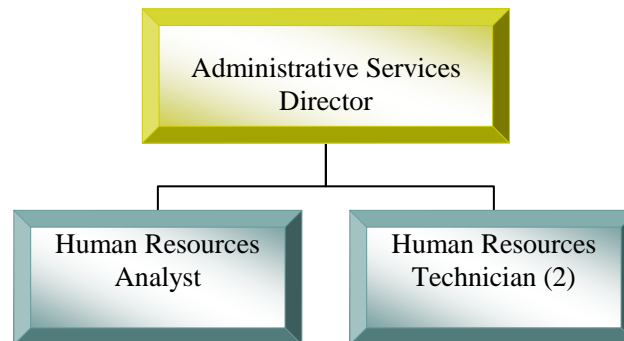
**GENERAL FUND – DEPARTMENTAL BUDGETS**

**HUMAN RESOURCES (100-1160)**

The Human Resources Department is responsible for overseeing the management of personnel services including recruitment; benefit administration, employee relations, labor relations, training, and maintaining the personnel classification and compensation system. The Human Resources Department strives to provide outstanding service to both our internal and external customers. The primary objectives of the department staff are:

- Obtaining qualified staff through a tailored recruitment and selection process specific to the position and department needs.
- Ensuring and managing classification, compensation, performance evaluation and benefit structures that are fair and equitable, within our fiscal abilities.
- Assisting employees with various employment related activities.
- Building trusting relationships with our employees and our labor partners as part of our Employer/Employee relations and labor relations efforts.
- Providing staff development through training opportunities.
- Assisting supervisors and managers with labor related situations.

**HUMAN RESOURCES**



# of Funded Positions	# of Filled Positions	# Vacant Funded Positions	# Proposed New Positions
4.0	4.0	0	0

**CITY OF ANTIOCH  
2015-17 OPERATING BUDGET**



**GENERAL FUND – DEPARTMENTAL BUDGETS**

---

**2014-2015 Accomplishments:**

- Sustained continuous recruitment efforts for sworn Police Officer positions.
- Completed 42 recruitments for classifications throughout the City operations.
- Completed annual health, dental and vision open enrollments, including new provisions of the Affordable Health Care Act.
- Negotiated a new collective bargaining agreement with the TPEA bargaining unit.
- Initiated negotiations for new collective bargaining agreements with OE3 and Local 1 bargaining units.
- Completed drafting of new Employer/Employee Relations Resolution.
- Initiated drafting of new Personnel Rules, including incorporation of applicable Administrative Policies.
- Participated in Summer Safety Program.
- Reviewed and updated forms available on the intranet.
- Served as the Board of Directors and Executive Committee representative for Municipal Pooling Authority.
- Participated in labor negotiations with Management and Confidential bargaining units.
- Implemented return to 40-hour work week.
- Developed new Public Records Act request form.
- Revised City Council staff report template.
- Prepared Proclamations as requested by the City Manager.
- Assisted with FY 2015-17 citywide budget development.
- Served as staff liaison for City Council retreat.

**2016 & 2017 Objectives:**

- Negotiate new collective bargaining agreements with the APOA, APSMA, Confidential, Local 1, Management, and OE3 bargaining units.
- Negotiate new Employer/Employee Relations Resolution and Personnel Rules with bargaining units.
- Review non-labor related Administrative Policies and Procedures; update as needed.
- Complete Risk Management Assessment process and enhance the City's Safety and Loss Control Program based on findings.
- Complete annual open enrollments for health, dental and vision plans.
- Continue all recruitment efforts.
- Complete special projects as assigned by the City Manager.

**CITY OF ANTIOCH  
2015-17 OPERATING BUDGET**



**GENERAL FUND – DEPARTMENTAL BUDGETS**

HUMAN RESOURCES (100-1160)								
	2012-13	2013-14	2014-15	2014-15	2015-16	%	2016-17	%
	Actual	Actual	Budget	Revised	Proposed	Change	Proposed	Change
<b>Use of Funds:</b>								
Personnel	404,375	477,605	579,192	550,828	613,647	11%	643,455	5%
Services & Supplies	95,717	126,256	140,021	140,021	143,457	2%	149,877	4%
Internal Services	(481,960)	(583,707)	(663,143)	(671,726)	(739,028)	10%	(774,655)	5%
<b>Total Use of Funds</b>	<b>18,132</b>	<b>20,154</b>	<b>56,070</b>	<b>19,123</b>	<b>18,076</b>	<b>-5%</b>	<b>18,677</b>	<b>3%</b>
Funded FTE's	3.50	3.50	4.00	4.00	4.00		4.00	

**CITY OF ANTIOCH  
2015-17 OPERATING BUDGET**



**GENERAL FUND – DEPARTMENTAL BUDGETS**

**ECONOMIC DEVELOPMENT (100-1180)**

The Economic Development Department improves the local economy by providing programs to attract, retain, expand and assist business in Antioch. Department goals include promoting a positive business environment, expanding the local tax base, creating opportunities for new jobs, retail shops, employment centers and quality dining experiences. Staff works with the Economic Development Commission (EDC) on a variety of interests and strategy development. In order for the City of Antioch to significantly improve its financial strength, it must take advantage of the current economic upswing and other positive factors. The City must leverage the economic recovery, Highway 4 widening, eBART and annexation to grow Antioch’s economy in general in order to improve the quality of life in Antioch. Staff participates in collaborative economic development efforts that focus on establishing a regional identity in East Contra Costa County and along the Northern Waterfront, strengthening the local economy and attracting job-creating businesses.

**ECONOMIC DEVELOPMENT**



# of Funded Positions	# of Filled Positions	# Vacant Funded Positions	# Proposed New Positions
1	1	0	0
*City Manager position allocated to City Manager division 100-1130.			

**CITY OF ANTIOCH  
2015-17 OPERATING BUDGET**



**GENERAL FUND – DEPARTMENTAL BUDGETS**

---

**2014-2015 Accomplishments:**

- Continued to provide information and assistance to businesses/investors considering Antioch.
- Continued participation in the regional economic development efforts, including the Northern Waterfront Economic Development Initiative.
- Helped procure funding for and continued ongoing involvement in the Downtown Specific Plan and the Land Use Element of the General Plan.
- Continued to facilitate community-oriented economic development activities.
- Created a Broker and Developers roundtable luncheon to share information and create a relationship with the local commercial real estate brokers.
- Completed sale of Bedford Center property.
- Initiated a pilot program with Fresh Approach for a weekly produce mobile truck.
- Continued to market Humphrey's Restaurant.
- Contributed to City Hall Facebook page to promote Antioch.
- Continued with downtown revitalization efforts, including collaborations with downtown businesses, the Chamber of Commerce, Arts and Culture, and the Parks & Recreation Department,

**2016 & 2017 Objectives:**

- Continue downtown revitalization efforts.
- Create and implement a plan to expand outreach to existing business.
- Continue to promote development and business opportunities throughout the City.
- Work with developers to create more homes, jobs, stores, services and necessary infrastructure.
- Focus resources on Priority Development Areas and Somersville and L Street corridor areas.
- Support Antioch Chamber's "Shop Local" campaign.
- Continue to advocate for development of a downtown ferry terminal through WETA.
- Continue to work on the disposition and development of various City and former Antioch Development Agency owned properties, primarily downtown.
- Continue to participate in regional economic development efforts, including with the East Bay Leadership Council, Chamber of Commerce, Contra Costa Economic Partnership, East Bay Economic Development Alliance, EC<sup>2</sup>, ICSC, CALED, and the Northern Waterfront Development Initiative.
- Create and implement a marketing campaign for Antioch.
- Complete Sale of old fire station site at 4527 Deerfield Drive.
- Lease or sale of Humphrey's.
- Update the City's economic development web pages.
- Continue to use social media to promote Antioch.

**CITY OF ANTIOCH  
2015-17 OPERATING BUDGET**



**GENERAL FUND – DEPARTMENTAL BUDGETS**

<b>ECONOMIC DEVELOPMENT (100-1180)</b>								
	<b>2012-13</b>	<b>2013-14</b>	<b>2014-15</b>	<b>2014-15</b>	<b>2015-16</b>	<b>%</b>	<b>2016-17</b>	<b>%</b>
	<b>Actual</b>	<b>Actual</b>	<b>Budget</b>	<b>Revised</b>	<b>Proposed</b>	<b>Change</b>	<b>Proposed</b>	<b>Change</b>
<b>Source of Funds:</b>								
Revenue from Other Agencies	52,020	0	0	0	0	0%	0	0%
Other	101,711	0	0	0	0	0%	0	0%
<b>Total Source of Funds</b>	<b>153,731</b>	<b>0</b>	<b>0</b>	<b>0</b>	<b>0</b>	<b>0%</b>	<b>0</b>	<b>0%</b>
<b>Use of Funds:</b>								
Personnel	105,803	120,759	139,311	130,992	146,510	12%	152,365	4%
Services & Supplies	651,100	381,430	118,133	118,133	206,118	74%	106,182	-48%
Internal Services	29,244	32,811	37,529	38,461	45,547	18%	48,957	7%
<b>Total Use of Funds</b>	<b>786,147</b>	<b>535,000</b>	<b>294,973</b>	<b>287,586</b>	<b>398,175</b>	<b>38%</b>	<b>307,504</b>	<b>-23%</b>
Funded FTE's	1.00	1.00	1.00	1.00	1.00		1.00	



**CITY OF ANTIOCH  
2015-17 OPERATING BUDGET**



**GENERAL FUND – DEPARTMENTAL BUDGETS**

---

**FINANCE DEPARTMENT**

The Finance Department provides internal support to other City Departments and external support to other government agencies by providing financial information to facilitate their decision making process. The Department administers more than 60 funds in accordance with Generally Accepted Accounting Principles. The Department is also responsible for overseeing the City's Purchasing and Mail Services.

Along with the City Treasurer, the Finance Department is responsible for the safekeeping, management and accounting of the City's financial assets. The Department also supplies timely and accurate financial reports to elected and appointed officials and to the State. The Finance Department works with the City Manager to ensure that a sound program of fiscal control is undertaken with respect to developing and implementing the annual budget. The following divisions are in the Finance Department:

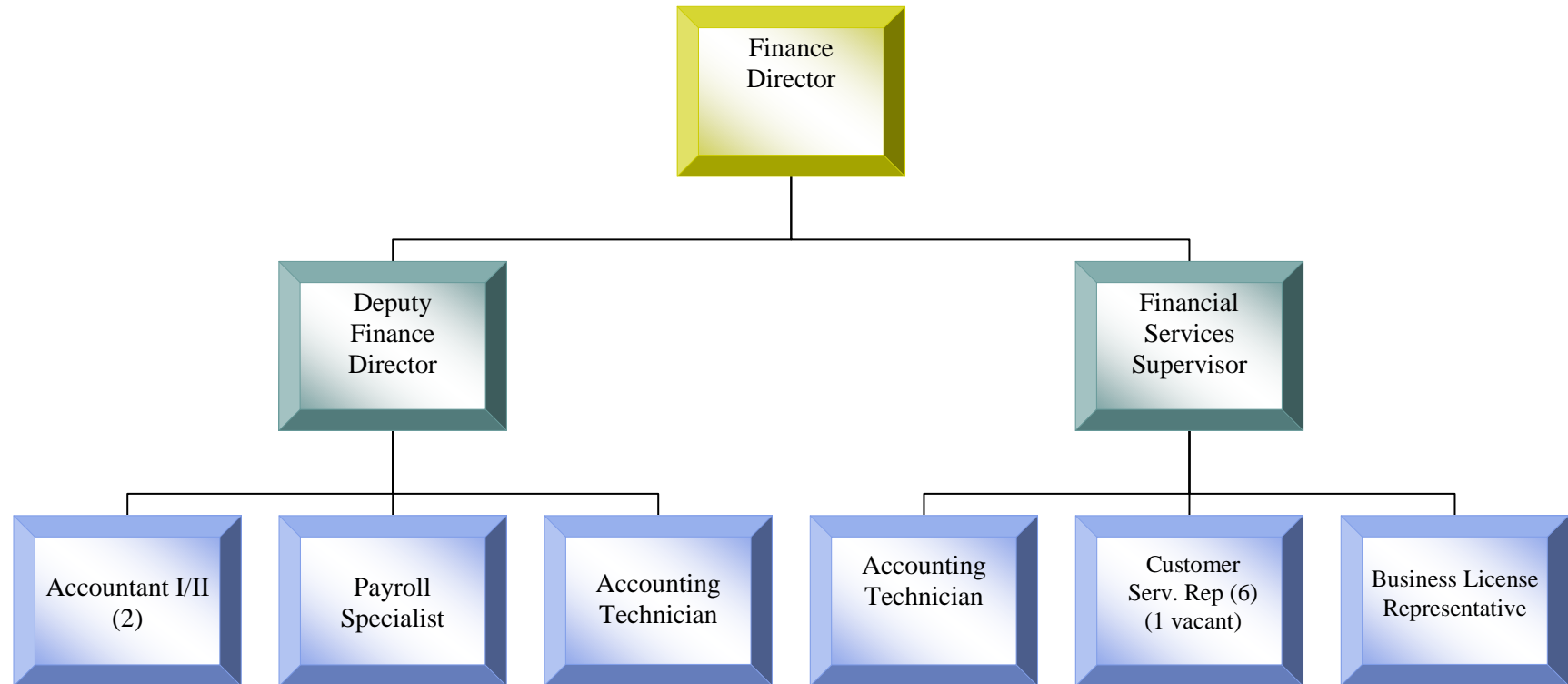
- Administration
- Accounting
- Operations

**CITY OF ANTIOCH  
2015-17 OPERATING BUDGET**



**GENERAL FUND – DEPARTMENTAL BUDGETS**

**FINANCE DEPARTMENT**



# of Funded Positions	# of Positions Filled	# Vacant Funded Positions	# Proposed New Positions
15*	14*	1*	0

\*Although 15 actual positions under Finance, some positions split funding as follows:  
 Finance Director - .80 Gen Fund Finance, .05 Gen Fund City Treasurer, .15 Wtr/Swr  
 Accountant – 1.90 Gen Fund Finance, .10 Gen Fund City Treasurer  
 Financial Services Supervisor - .15 Gen Fund Finance, .85 Wtr/Swr  
 Customer Service Rep. - .50 Gen Fund Finance, 5.5 Wtr/Swr

**CITY OF ANTIOCH  
2015-17 OPERATING BUDGET**



**GENERAL FUND – DEPARTMENTAL BUDGETS**

<b>FINANCE SUMMARY</b>								
	<b>2012-13 Actual</b>	<b>2013-14 Actual</b>	<b>2014-15 Budget</b>	<b>2014-15 Revised</b>	<b>2015-16 Proposed</b>	<b>% Change</b>	<b>2016-17 Proposed</b>	<b>% Change</b>
<b>SOURCE OF FUNDS:</b>								
Billings to Departments	49,729	31,329	40,010	40,005	35,010	-12%	35,010	0%
Administrative Services	79,300	79,300	79,300	79,300	41,200	-48%	20,000	-51%
Other	117	473	340	340	340	0%	340	0%
<b>TOTAL SOURCE OF FUNDS</b>	<b>129,146</b>	<b>111,102</b>	<b>119,650</b>	<b>119,645</b>	<b>76,550</b>	<b>-36%</b>	<b>55,350</b>	<b>-28%</b>
<b>USE OF FUNDS:</b>								
Personnel	748,066	798,873	987,995	959,271	1,063,790	11%	1,114,568	5%
Services & Supplies	544,162	472,466	517,033	521,120	582,812	12%	589,104	1%
Internal Services	(1,281,577)	(1,246,700)	(1,380,603)	(1,444,377)	(1,632,463)	13%	(1,684,937)	3%
<b>TOTAL USE OF FUNDS</b>	<b>10,651</b>	<b>24,639</b>	<b>124,425</b>	<b>36,014</b>	<b>14,139</b>	<b>-61%</b>	<b>18,735</b>	<b>33%</b>

<b>Funded FTE's:</b>	<b>Funded 2014-15</b>	<b>Funded 2015-16</b>	<b>Funded 2016-17</b>
Finance Administration	0.80	0.80	0.80
Finance Accounting	4.90	4.90	4.90
Finance Operations	1.65	1.65	1.65
<b>Total Finance Funded FTE's</b>	<b>7.35</b>	<b>7.35</b>	<b>7.35</b>

**CITY OF ANTIOCH  
2015-17 OPERATING BUDGET**



**GENERAL FUND – DEPARTMENTAL BUDGETS**

**FINANCE ADMINISTRATION (100-1210)**

Finance Administration is responsible for overseeing the management of all Financial Services Fund operations. Finance Administration is also responsible for supplying timely and accurate financial reports of the City's affairs to elected and appointed officials and to the State to ensure that a sound program of fiscal control is undertaken with respect to implementing the budget. The Finance Director is also the Controller for the Antioch Area Public Facilities Financing Agency (Mello Roos).

**2014-2015 Accomplishments:**

- Prepared two-year budget for Fiscal Years 2015-17 for the following: City, City of Antioch as Successor Agency and Housing Successor to the Antioch Development Agency and Antioch Public Financing Authority (APFA) before June 30, 2015.
- Received a Certificate of Achievement for Excellence in Financial Reporting for the fiscal year ended June 30, 2014.
- Hired firm to assist in Business License recovery and discovery and implementation of Measure O.
- Acted as staff liaison to the Sales Tax Citizens' Oversight Committee.

**2016 & 2017 Objectives:**

- Continue to look for ways to improve customer service provided by the Finance Department.
- Continue to look for process and technological efficiencies within the Finance Department.
- Serve as alternate board member to the Board of Directors and Executive Committee representative for Municipal Pooling Authority.
- Continue to act as staff liaison to the Sales Tax Citizens' Oversight Committee.

<b>FINANCE ADMINISTRATION (100-1210)</b>								
	<b>2012-13</b>	<b>2013-14</b>	<b>2014-15</b>	<b>2014-15</b>	<b>2015-16</b>	<b>%</b>	<b>2016-17</b>	<b>%</b>
	<b>Actual</b>	<b>Actual</b>	<b>Budget</b>	<b>Revised</b>	<b>Proposed</b>	<b>Change</b>	<b>Proposed</b>	<b>Change</b>
<b>Source of Funds:</b>								
Admin Services Mello Roos	41,200	41,200	41,200	41,200	41,200	0%	20,000	-51%
Other	(151)	138	0	0	0	0%	0	0%
<b>Total Source of Funds</b>	<b>41,049</b>	<b>41,338</b>	<b>41,200</b>	<b>41,200</b>	<b>41,200</b>	<b>0%</b>	<b>20,000</b>	<b>-51%</b>
<b>Use of Funds:</b>								
Personnel	163,986	176,290	201,316	199,272	225,260	13%	236,035	5%
Services & Supplies	99,252	100,518	104,423	104,423	125,085	20%	127,538	2%
Internal Services	(257,309)	(269,400)	(277,690)	(297,315)	(348,000)	17%	(360,702)	4%
<b>Total Use of Funds</b>	<b>5,929</b>	<b>7,408</b>	<b>28,049</b>	<b>6,380</b>	<b>2,345</b>	<b>-63%</b>	<b>2,871</b>	<b>22%</b>
Funded FTE's	0.95	0.80	0.80	0.80	0.80		0.80	

**CITY OF ANTIOCH  
2015-17 OPERATING BUDGET**



**GENERAL FUND – DEPARTMENTAL BUDGETS**

---

**ACCOUNTING SERVICES DIVISION (100-1220)**

The Accounting Services Division provides services, information and analyses to the public. This is accomplished by providing budgeting, accounting, accounts payable and payroll processing; preparing the Comprehensive Annual Financial Report (CAFR); coordinating various audits; accounting for City grants and requesting grant reimbursements from other agencies; providing financial data and assistance to all City departments; and preparing reports needed by City management and other governmental agencies. The Accounting Services Division is also responsible for reviewing and implementing the City's purchasing policy designed to obtain maximum value for goods and services expended by the City. The purchasing function itself is decentralized among the departments. Beginning in fiscal year 2012, the Purchasing Division was consolidated in the Accounting Services Division budget.

**2014-2015 Accomplishments:**

- Published the Comprehensive Annual Financial Report (CAFR) financial statements by December 31.
- Provided timely and accurate payroll services to all employees and processed payment invoices submitted by vendors in a timely fashion.
- Issued purchase orders accurately and timely.
- Filed all grant reports and submitted all grant reimbursement in a timely manner in accordance to grant agreements.
- Continue to improve document management by imaging pertinent documents, thus reducing paper filing.

**2016 & 2017 Objectives:**

- Provide timely and accurate payroll services to all employees.
- Audit and process payment invoices submitted by suppliers and contractors in a timely fashion.
- Prepare and publish the CAFR by December 31 each year.
- Receive the award of excellence in financial reporting from the Government Finance Officer's Association.
- Review purchase requisitions based on City's current purchasing policy and issue purchase order accurately and in a timely manner.
- File all required grant reports and reimbursements on a timely manner in accordance to grant agreement.
- Continue to implement ways to improve document management.
- Send out an RFP for audit services.
- Successfully complete upgrade of financial system software and implement on-line timekeeping.

**CITY OF ANTIOCH  
2015-17 OPERATING BUDGET**



**GENERAL FUND – DEPARTMENTAL BUDGETS**

<b>FINANCE ACCOUNTING (100-1220)</b>								
	<b>2012-13</b>	<b>2013-14</b>	<b>2014-15</b>	<b>2014-15</b>	<b>2015-16</b>	<b>%</b>	<b>2016-17</b>	<b>%</b>
	<b>Actual</b>	<b>Actual</b>	<b>Budget</b>	<b>Revised</b>	<b>Proposed</b>	<b>Change</b>	<b>Proposed</b>	<b>Change</b>
<b>Source of Funds:</b>								
Admin. Services-Assessment Dist.	38,100	38,100	38,100	38,100	0	-100%	0	0%
Other	268	335	340	340	340	0%	340	0%
<b>Total Source of Funds</b>	<b>38,368</b>	<b>38,435</b>	<b>38,440</b>	<b>38,440</b>	<b>340</b>	<b>-99%</b>	<b>340</b>	<b>0%</b>
<b>Use of Funds:</b>								
Personnel	541,264	574,936	686,374	669,955	691,167	3%	718,905	4%
Services & Supplies	269,735	280,612	288,626	314,524	362,560	15%	363,585	0%
Internal Services	(809,036)	(841,166)	(933,149)	(966,212)	(1,044,232)	8%	(1,071,002)	3%
<b>Total Use of Funds</b>	<b>1,963</b>	<b>14,382</b>	<b>41,851</b>	<b>18,267</b>	<b>9,495</b>	<b>-48%</b>	<b>11,488</b>	<b>21%</b>
Funded FTE's	4.90	4.90	4.90	4.90	4.90		4.90	

**CITY OF ANTIOCH  
2015-17 OPERATING BUDGET**



**GENERAL FUND – DEPARTMENTAL BUDGETS**

---

**FINANCE OPERATIONS DIVISION (100-1230)**

Finance Operations is responsible for all functions pertaining to accounts receivable, business licenses, utility billing, collections, cash handling, deposit processing, data entry and delivery of U.S. postal mail for all City departments.

**2014-2015 Accomplishments:**

- Successfully communicated drought message to water customers for immediate and ongoing voluntary conservation as a collaborative effort with the Public Works department.
- Successfully identified current paper storage processes and implemented the scanning/storage of these items to secure electronic storage folders.
- Successfully entered new business information data/accounts into the City business license database for annexed businesses operating without a City license as a collaborative effort with the Contra Costa County Assessor's office.
- Successfully awarded contract extension, to RT Lawrence, for 2 year fixed pricing on outsourced processing of water bill payments at a cost equal to 2011 prices.
- Hired Business License Representative.
- Successfully awarded contract for business license discovery/recovery to vendor, MuniServices, to identify and license unlicensed businesses and landlords to increase revenue collections for the City.

**2016 & 2017 Objectives:**

- Continue to communicate drought message, if necessary and required, for immediate and ongoing voluntary conservation to water customers as a collaborative effort with the Public Works department.
- Continue to work closely with MuniServices to identify and license unlicensed businesses and landlords to increase revenue collections for the City.
- Implement and work closely with the new automated telephone payment system vendor, Paymentus and Information Systems, for an improved process of getting information and making payment for water bill accounts.
- Continue to identify paper processes that could be handled, processed or stored electronically.
- Continue to train and develop newly hired staff members in department policies and procedures.
- Request bids and award contracts for expiring contracts related to purchase of water envelopes and water paper stock.

**CITY OF ANTIOCH  
2015-17 OPERATING BUDGET**



**GENERAL FUND – DEPARTMENTAL BUDGETS**

FINANCE OPERATIONS (100-1230)								
	2012-13 Actual	2013-14 Actual	2014-15 Budget	2014-15 Revised	2015-16 Proposed	% Change	2016-17 Proposed	% Change
<b>Source of Funds:</b>								
Billings to Departments	49,729	31,329	40,010	40,005	35,010	-12%	35,010	0%
<b>Total Source of Funds</b>	<b>49,729</b>	<b>31,329</b>	<b>40,010</b>	<b>40,005</b>	<b>35,010</b>	<b>-12%</b>	<b>35,010</b>	<b>0%</b>
<b>Use of Funds:</b>								
Personnel	42,816	47,647	100,305	90,044	147,363	64%	159,628	8%
Services & Supplies	175,175	91,336	123,984	102,173	95,167	-7%	97,981	3%
Internal Services	(215,232)	(136,134)	(169,764)	(180,850)	(240,231)	33%	(253,233)	5%
<b>Total Use of Funds</b>	<b>2,759</b>	<b>2,849</b>	<b>54,525</b>	<b>11,367</b>	<b>2,299</b>	<b>-80%</b>	<b>4,376</b>	<b>90%</b>
Funded FTE's	0.55	0.55	0.65	1.65	1.65		1.65	



**CITY OF ANTIOCH  
2015-17 OPERATING BUDGET**



**GENERAL FUND – DEPARTMENTAL BUDGETS**

**NON-DEPARTMENTAL DEPARTMENT**

The Non-Departmental classification is for revenues and expenditures that are not attributed to any one City department or division within the General Fund. Revenue items recognized in Non-Departmental include property taxes, franchise fees, business licenses, sales and use tax and motor-vehicle-in-lieu.

Non-Departmental operating expenses include insurance policies and claims, sales tax audits, property tax audits, ABAG and League of California Cities membership dues, and transfers out to fund capital improvement projects (if needed).

<b>GENERAL FUND NONDEPARTMENTAL (100-1250)</b>								
	<b>2012-13 Actual</b>	<b>2013-14 Actual</b>	<b>2014-15 Budget</b>	<b>2014-15 Revised</b>	<b>2015-16 Proposed</b>	<b>% Change</b>	<b>2016-17 Proposed</b>	<b>% Change</b>
<b>Source of Funds:</b>								
Taxes	26,385,008	28,012,986	30,436,394	31,269,778	35,456,226	13%	36,081,367	2%
Investment Income & Rentals	506,258	536,639	498,510	508,510	503,410	-1%	508,045	1%
Revenue from other Agencies	74,278	89,061	191,060	191,060	70,000	-63%	70,000	0%
Charges for Services	8,901	12,733	10,480	10,480	10,480	0%	10,480	0%
Other	2,208,802	334,397	894,850	1,005,850	600,000	-40%	600,000	0%
<b>Total Source of Funds</b>	<b>29,183,247</b>	<b>28,985,816</b>	<b>32,031,294</b>	<b>32,985,678</b>	<b>36,640,116</b>	<b>11%</b>	<b>37,269,892</b>	<b>2%</b>
<b>Use of Funds:</b>								
Personnel	20,649	18,039	20,600	20,600	20,600	0%	20,600	0%
Services & Supplies	1,315,340	1,481,707	1,676,699	1,605,863	2,781,475	73%	2,695,295	-3%
Transfers Out	284,122	300,000	300,000	300,000	459,716	53%	322,207	0%
Internal Services	(1,057,550)	(1,291,965)	(1,571,042)	(1,504,442)	(2,320,683)	54%	(2,201,871)	0%
<b>Total Use of Funds</b>	<b>562,561</b>	<b>507,781</b>	<b>426,257</b>	<b>422,021</b>	<b>941,108</b>	<b>123%</b>	<b>836,231</b>	<b>-11%</b>
Funded FTE's	0.00	0.00	0.00	0.00	0.00		0.00	

**CITY OF ANTIOCH  
2015-17 OPERATING BUDGET**



**GENERAL FUND – DEPARTMENTAL BUDGETS**

---

**PUBLIC WORKS DEPARTMENT**

The Public Works Department consists of Administration, Streets, Signs and Street Lights, Facilities, Fleet, Parks, Wastewater Collections, Channels (NPDES), Water Treatment and Distribution, Geographic Information Systems, Marina Operations, Engineering and Land Development Services, Capital Improvements, the City's Warehouse & Central Stores Operation, and protects the City's pre-1914 water rights. The Department is responsible for the administration, oversight of the design, construction, inspection, engineering and maintenance of all City infrastructure, as well as the development and implementation of the City's Five-Year Capital Improvement Program.

Accomplishments, Goals and Objectives for the Public Works Department are presented by division with the 2014-2015 Accomplishments listed first, followed by the 2016 & 2017 Goals/Objectives:

**2014-2015 Accomplishments:**

**Public Works Engineering and Land Development Services, Account: 1005150**

- Provided staff support of SR4 Widening projects:
  - Segment 2 (Contra Loma Blvd-L Street/G Street) 80% complete: completion of this segment is expected by August 2015.
  - Segment 3A (A Street-Lone Tree Way/Cavallo Road-Garrow Drive) 70% complete: completion of this segment is expected by February 2016.
  - Segment 3B (Hillcrest Avenue) 65% complete.
  - eBART Parking Lot and Maintenance Facility, 99% complete.
  - SR4 Lone Tree Way (Bid B) 4-lane widening/Sand Creek Road I/C project and landscape median improvements were completed in March 2015.
  - The SR4/SR160 NB and SB ramp connector project is underway.
- The Marsh Landing Generating Station Sanitary Sewer Improvements project closed out.
- Plans were approved for the Buchanan Crossings project.
- Recordation of the PG&E Line 114 gas line easement.
- Recordation of the Delta Bowl lot merger.
- Standard Pacific Homes' Nelson Ranch Subdivision 6893 tract was accepted.
- Nelson Ranch Park completed and costs reimbursed to developer.
- Completed repairs and modifications to Viera Ranch Delta De Anza Trail project.
- Almondridge East Unit 10 Subdivision 8880 completed off- and on-site tract improvements including the signalized intersection at E. 18<sup>th</sup> Street and Phillips Lane.
- Completed widening of Somersville Road from Markley Creek to James Donlon Boulevard, including the signalized intersection at Somersville Road and James Donlon Boulevard.
- Completed the Walmart expansion site improvements.
- Completed Deer Valley Business Park site improvements.

**CITY OF ANTIOCH  
2015-17 OPERATING BUDGET**



**GENERAL FUND – DEPARTMENTAL BUDGETS**

---

**Public Works Operations (Administration, Streets, Signs, Striping, Facilities, Parks, Landscaping, Marina, GIS) Accounts: 1002140, 1002150, 1002160, 1002170, 1002180, 1002190, 1002196, 2574580, 251, 252, 253, 254, 255, 256, 259, 5692610, 5702610, 6312410, 6312420, 5731435**

**Administration:**

- Responded to and closed over 1,000 on-line service requests from customers using the Government Outreach online reporting program, achieving an average survey rating of 97%.
- Provided inter-departmental support to the Business License desk one day/week until that position was recently filled.

**Streets - Asphalt/Signs/Striping/Facilities:**

- Completed double yellow; edge line; bike lane, and stacking lane striping throughout the entire City.
- Completed annual night-time survey of street lights and to check street sign reflectivity.
- Staff changed out more than 1,900 signs due to poor reflectivity, as part of the plan to maintain traffic sign retro-reflectivity.
- Received zero successful pothole related claims; PW crews filled over 1,500 potholes.
- Crews paved more than 400 service cuts.
- Placed approximately 300,000 square feet of asphalt on roadways to prepare for Cape Seal treatment.
- Continued deferral of red curb painting throughout the City. This cost-cutting measure was put in place five years ago as a measure to counter the reduction in resources.
- Completed annual "Roadside Weed Abatement" program.
- Removed over 300 yards of illegally dumped debris from the public right-of-way.
- 400+ hours of staff time was dedicated to graffiti removal.

**Landscaping – Parks/Medians/Local:**

- Renovated the soccer field turf at City Park.
- Passed the County Agricultural Department's annual inspections for pesticide safety.
- Completed the annual "Pre-Emergent Spraying" program (pesticides that reduce weed germination) throughout the City.
- Replaced 18 irrigation controllers that were at the end of their useful life (7 in parks and 11 in landscaped areas).
- Added/replaced new drinking fountains at Almondridge, Antioch Community, Country Manor, Eagleridge and Meadowcreek parks. A total of six new barbecues were installed at Knoll, Gentrytown and Village East parks. New basketball backboards and nets were installed at Chaparral, Hansen and Jacobsen Parks.
- Staff volunteered and assisted in community events including: Arbor Day, Keep Antioch Clean Day and Coastal Clean Up.
- Awarded Tree City USA for the 10<sup>th</sup> consecutive year.
- New playground structure at Mira Vista Park installed.
- Continued to minimize liability issues in parks by increasing playground maintenance, eliminating trip hazards and trimming/removing unsafe trees.
- Baseball fields were rehabilitated at Antioch Community Park.
- Performed inspections as required by the City's Recycled Water Quarterly Inspection Program (quarterly inspections are required at all sites where recycled water is used: Chichibu, City, Fairview and Mountaire Parks). Inspections were performed by a representative from Landscape Maintenance and by the Water Treatment Supervisor in accordance with State regulations and the City's agreement with Delta Diablo.

**Fleet:**

- Reviewed the business plan for fleet operations and reorganized staffing to maintain efficiency.

**CITY OF ANTIOCH  
2015-17 OPERATING BUDGET**



**GENERAL FUND – DEPARTMENTAL BUDGETS**

---

Marina:

- Developed a comprehensive marketing strategy to promote Antioch's Marina Services.
- Commenced remodel of berther restrooms to enhance the facility and attract future customers.
- Implemented an advertising schedule promoting marina services to several market areas including the Delta, Bay Area, Stockton, Sacramento, Santa Cruz and Monterey areas.
- Boater Outreach – created a partnership with Diablo Power and Sail Squadron to expand and hold boating education classes and seminars for Antioch Marina customers and boating enthusiasts in Antioch.

**Public Works Utilities (Water Treatment, Distribution, Wastewater Collections, NPDES, Central Stores) Accounts: 6112310, 6112320, 6112330, 6112340, 6112550, 6212210, 6212220, 2292585, 6112620, 1002620**

Water Treatment Plant:

- Purchased new pump and motor for installation at Canal West. In preparation, new piping has been installed at both Canal East and Canal West, and the new pump and motor will be installed by June 1, 2015.
- Wireless communication for Donlon and Larkspur tanks was installed.
- The Treatment Plant is in the process of installing safety ladders in the EQ and Reclaim tanks.
- Motors in Zones 1 and 2 were rebuilt.
- Plant A clearwell was inspected.
- Hillcrest tank was cleaned and inspected.
- The Water Treatment Laboratory is in the process of being reaccredited by the State Water Resources Control Board Environmental Laboratory Accreditation Program. This is required every two years.
- In January 2015, the division started monitoring for Phase 2 of the Long Term 2 Enhanced Surface Water Treatment Rule. This is a two-year monitoring process for Cryptosporidium, Giardia and e.coli.

Water Distribution System/Meter Reading/Stores:

- Performed the annual review of the Water Distribution Operations Plan.
- Purchased a valve turning machine and utilizing in the newly implemented Hydrant Preventive Maintenance Program.
- Guidelines have been established and standard operating procedures determined for the Valve Turning Program.
- Continued the pressure regulator valve inspection and maintenance program, in order to inspect and perform necessary maintenance on all system valves.
- Completed testing on all 2,988 cross-connection devices by the end of October 2014. This is an on-going program as each device has to be tested annually to comply with State regulations.
- Twelve large backflow devices were replaced. Others have been identified for future replacement.
- The division continues to evaluate and/or replace "turbo" meters and compound meters for proper application.
- Division personnel read 32,117 meters every month.
- Crews replaced 33 plastic service lines with copper lines.
- Crews repaired a total of 181 water leaks, this includes main lines, service lines and meter leaks.
- Continued to remove "dead-ends" in the system and add valves as needed.

**CITY OF ANTIOCH  
2015-17 OPERATING BUDGET**



**GENERAL FUND – DEPARTMENTAL BUDGETS**

---

- As curb/angle stops failed, replaced them with updated models.
- Continued the Water Main Replacement Program to replace old cast iron water mains.
- The warehouse accommodated requests for service and maintained an order fill time for other departments within a 24-hour window.
- Maintained inventory loss to <0.5%.

**Wastewater Collections:**

- Prepared specifications for replacement of a combination vacuum truck.
- Revised the SSMP (Sanitary Sewer Management Plan) per government regulations.
- Staffed and implemented a sewer dig/repair crew.
- Refurbished and improved the emergency response sewer bypass pipe trailer.
- Reduced sanitary sewer overflows by 45.7% for the 2014 calendar year.
- Purchased new rodding machines to clean public sewer laterals in a more productive and efficient manner.
- Instituted formalized manhole inspection program.

**Storm Water Collections (NPDES):**

- Continued to monitor, clean, document and report dumping hot-spots in the storm channels and trash capture devices per the NPDES permit requirement.
- Initiated a litter reduction program at key “hot-spot” locations in the City.

**Public Works Capital Improvements Program, Accounts 1005170, 1005180**

- Developed the 2015-20 Five-Year Capital Improvement Program.
- Obtained grant funding from the State of California, Department of Parks and Recreation, Division of Boating and Waterways for construction of a third Boarding Float at the Antioch Marina Boat Launch facility.
- Prepared and submitted the application to the State of California, Department of Parks and Recreation, Division of Boating and Waterways for the funding of the Antioch Marina Boat Launch Facility Restroom at the Marina Plaza.
- Completed the construction of the Fishing Pier Shade Structure.
- Completed the 2014 Pavement Maintenance Rubberized Cape Seal project.
- Designed, secured grant funding from MTC, and bid the Sidewalk, Handicap Ramps and Pedestrian Improvements for the “Various Locations” project.
- Designed, secured grant funding from MTC, and bid the 9<sup>th</sup> Street Roadway Improvement project.
- Designed, bid, and began construction of the CDBG Downtown Roadway Rehabilitation project, including W. 2<sup>nd</sup> Street.
- Rehabilitated the sanitary sewer main on Country Hills Drive.
- Designed and bid the Country Hills Drive and Cavallo Road roadway rehabilitation project.
- Assisted Development Engineering with the administration and inspection of the Somersville Road Widening project.
- Designed, bid and replaced piping and valves at Canal Pumps No. 2 and No. 4.
- Designed, bid and began construction of the 2014 Sanitary Sewer Main Improvement project.
- Completed the 2014 Rubberized Cape Seal project.
- Updated progression timing for Somersville Road traffic signals.
- Completed design for the Sunset Booster Pump Station.

**CITY OF ANTIOCH  
2015-17 OPERATING BUDGET**



**GENERAL FUND – DEPARTMENTAL BUDGETS**

---

- Assisted the Parks Division to replace the playground equipment at Mira Vista Park and installed rubber matting.
- Completed construction of the trash enclosure at the Fulton Shipyard site.
- Administered the contract for the replacement of concrete curb, gutter and sidewalk repairs at various locations.
- Updated Engineering and Traffic Surveys for Collector and Arterial Roadway to allow for the use of radar traffic enforcement.
- Completed the Crossing Guard study with AUSD.

**2016 & 2017 Goals/Objectives:**

**Public Works Engineering and Land Development Services**

- Provide staff support for SR4 Widening projects:
  - Segment 2 (Contra Loma Boulevard – L Street/G Street)
  - Segment 3A (A Street – Lone Tree Way/Cavallo Road – Garrow Drive)
  - Segment 3B (Hillcrest Avenue), and
  - SR4/SR160 NB/SB Ramp Connectors project.
  - Lone Tree Way widening/Sand Creek Road interchange.
- Provide staff support for the eBART off-site Willow Avenue sanitary sewer improvements.
- Review and obtain Council approval for Freeway Maintenance Agreements for SR4 Segments 1, 2 3A and 3B.
- Review and obtain Council approval for Freeway Maintenance Agreements for former SR4 Bypass project (Wild Horse Road to Slatten Ranch Road undercrossing).
- Begin construction of Wild Horse Road extension to Slatten Ranch Road (Nelson Ranch Subdivision 6893).
- Obtain tract improvements acceptance for Nelson Ranch (Unit 3) Subdivision 8851.
- Recordation of PG&E Lot Line Adjustment.
- Begin construction of Park Ridge Subdivision 8846 by Davidon Homes (123 units).
- Approve maps for the following projects:
  - Oakley Knolls Subdivision 9353 by Discovery Builders.
  - Laurel Ranch Subdivision 8741 by Richland Communities.
  - Hillcrest/Wildflower PDP by DeNova Homes.
  - The Vineyards at Sand Creek Subdivision 9390.
  - Aviano Subdivision 9249.
  - The Ranch.
  - Heidorn Village Subdivision 9385.
  - Quail Cove Subdivision 7938.

**CITY OF ANTIOCH  
2015-17 OPERATING BUDGET**



**GENERAL FUND – DEPARTMENTAL BUDGETS**

---

**Public Works Operations (Administration, Streets, Signs, Striping, Facilities, Parks, Landscaping, Fleet, Marina, GIS)**

**Administration:**

- Maintain a Government Outreach survey approval rating of not less than 95%.
- Institute a call processor to better and faster serve customer needs.
- Close all computerized maintenance management system (CMMS) work orders within seven days of submittal.
- Incorporate all MPA/OSHA training requirements in the CMMS.
- Continue developing an energy efficiency project for the City that may include solar, street lights and buildings.

**Streets – Asphalt/Signs/Striping/Facilities:**

- By October 1, 2015 and by October 1 2016, complete the following striping projects throughout the entire City: double yellow; edge lines; bike lanes and stacking lanes.
- Continue to utilize a “Proactive Pot Hole Crew” after rain storms in an effort to fill pot holes as soon as they develop.
- Complete the annual night-time survey of street lights and sign reflectivity.
- Conduct a night-time light survey for all city staffed facilities.

**Landscaping – Parks/Medians/Local:**

- Review existing landscaping and practices to determine how to accommodate landscape needs with California’s water shortage.
- Replace 15 irrigation controllers/year that are at (or near) the end of their useful life. This will help the Public Works Department’s water conservation efforts.
- Pass the County Agricultural Department’s annual inspection for pesticide safety.
- Complete the annual “Pre-Emergent Spraying Program”.
- Perform inspections at each of the City’s 32 parks at least once per quarter.
- Continue the Tree City USA program for 2016 and 2017, including participation in the Arbor Day event.
- Upgrade a minimum of five irrigation system controllers/year, linking them to the department’s central system for more efficient water usage.
- Continue to pro-actively inspect/assess trees to determine if pruning or removal is necessary to minimize liability issues relating to trees.

**Fleet:**

- Continue to look at ways to improve the efficiency of vehicle maintenance in order to keep costs as low as possible without compromising the efficiency of the fleet.

**Marina:**

- Increase overall number of permanent berthers by continuing to look at innovative marketing strategies and promotions.
- Implement additional advertising and launch new website promoting the Marina.
- Complete the remodel of berthers’ restrooms, to give a “new look” and help promote the marina.
- Install new comprehensive marina software accounting program.
- Increase boat launch utilization through marketing outreach and advertising.
- Install new fuel dispensers and self service credit card unit at Marina fuel dock.
- Work with Economic Development to add the Antioch Marina to the San Francisco Bay Water Trail.
- Install passive fuel system to improve access and availability.

**CITY OF ANTIOCH  
2015-17 OPERATING BUDGET**



**GENERAL FUND – DEPARTMENTAL BUDGETS**

---

**Public Works Utilities (Water Treatment, Distribution, Wastewater Collections, NPDES, Central Stores)**

**Water Treatment Plant:**

- Install new electric motorized control valve at the multi-purpose pipeline (MPP).
- Install new sample point and pump for “A” clear well.
- Convert of turbidity meters to the newer 1720E’s turbidity meter at both “A” and “B” plants.
- Complete wireless communication at the 3 million and D Street tanks.
- Complete installation of covers over “B” tube settlers.
- Complete the installation of safety ladders in the EQ and reclaim tanks.
- Work with CIP to convert the disinfection process from gas to bleach.
- Install new flow meter for Plant A, Zone II pumping.
- Continue to update SCADA.
- Inspect and clean the 3 million tank, Mira Vista Tank, “B” clear well and the 0.5 million gallon tank.
- Install sun covers at Plant B basins.
- Prepare for laboratory reaccreditation by the State Water Resources Control Board Environmental Laboratory Accreditation Program.
- In December 2016 complete monitoring for Phase 2 of the Long Term 2 Enhanced Surface Water Treatment Rule. This is a two-year monitoring process for Cryptosporidium, Giardia and e.coli.

**Water Distribution System/Meter Reading/Stores:**

- Establish a consistent City-wide meter test program.
- Establish detailed standard operational procedures for all water distribution activities and functions.
- Continue with newly established 2<sup>nd</sup> Shift Hydrant Preventive Maintenance Program.
- Continue with newly established Valve Turning and Record Keeping Program.
- Continue to fill vacant Water Distribution positions as quickly as possible to maintain the efficiency of the division.
- Continue to replace failed curb/angle stops with the most current models.
- Paint exposed backflow devices Alpine Green.
- Continue to locate, indentify and map City owned water mains that loop through private property.
- Continue in the warehouse to accommodate requests for service and maintain an order fill time for other departments within a 24-hour window.
- Maintain inventory loss to <0.5%.

**Wastewater Collections:**

- Improve sewer lateral service program by increasing customer outreach.
- Create and implement SOP’s (Standard Operating Procedures) for all major equipment.
- Initiate a customer relations program to better inform the public about the benefits of installing a “proper” sewer clean out.
- Purchase and outfit a “Quick Response” sanitary sewer overflow trailer.
- Televise 25% of the sewer system each year.
- Increase amount of sewer lines cleaned by 10% without compromising quality or worker safety.



**CITY OF ANTIOCH  
2015-17 OPERATING BUDGET**



**GENERAL FUND – DEPARTMENTAL BUDGETS**

---

- Decrease sanitary sewer overflows by an additional 10% through public outreach and improved sanitary sewer lateral maintenance program.
- Wastewater Collections staff certification rate of 100% through CWEA (California Water Environmental Association).
- Institute a monthly comprehensive statistical set of reports that identifies efficiency/productivity.

**Storm Water Collections (NPDES):**

- Increase productivity of the V-ditch cleaning program by 10% without compromising quality of work.
- Improve trash capture device cleaning program.
- Train all staff members on best practices for working in natural habitat areas.

**Public Works Capital Improvements Program**

- Complete all projects shown in the CIP on time and within budget for the next two years. Highlighted projects include:
  - Update the City Construction Standard Details.
  - Secure grant funding from the State of California Department of Parks and Recreation, Division of Boating and Waterways and complete construction of the Antioch Marina Boat Launch facility restroom at Marina Plaza.
  - Complete construction of the Marina Launch Ramp third Boarding Float project.
  - Complete the pavement resurfacing on Country Hills Drive and Cavallo Road.
  - Complete the next phase of the CDBG Downtown Roadway Rehabilitation project.
  - Complete construction of the 2014 Sanitary Sewer Main Improvement project.
  - Secure funding and permits, bid and begin construction of the West Antioch Creek Channel Improvements project.
  - Bid and construct the Sunset Pumping Station upgrades.
  - Complete the sidewalk/pedestrian improvements at locations throughout the City.
  - Complete the roadway improvements on 9<sup>th</sup> Street from A Street to H Street.
  - Extend the Hillcrest Avenue Left Turn Pocket at Wild Horse Road.
  - Evaluate and prioritize improvements for the NE Annexation Infrastructure Improvements.
  - Commence the preliminary design study for the L Street Beautification project.
  - Update progression timing for signals on Contra Loma Boulevard.
  - Design and bid the 2015 Water Main Replacement project.
  - Design and bid the Hillcrest Booster Pump Station replacement project.
  - Design and bid the Water Treatment Plant Disinfection Process Improvement project.
  - Perform City-wide Water Facility Cathodic Protection Assessment.
  - Design and bid the Seismic Improvements for Clearwell A project at the Water Treatment Plant.
  - Continue planning for an alternative raw water treatment facility.
  - Design and install trash capture devices.
  - Begin planning and design of Northeast Annexation Infrastructure Improvements.

**CITY OF ANTIOCH  
2015-17 OPERATING BUDGET**



**GENERAL FUND – DEPARTMENTAL BUDGETS**

---

- Assist in the design, bidding, construction and inspection of the Prewett Water Park all abilities water attraction, playground, picnic area and basketball court project.

**PUBLIC WORKS DEPARTMENT SUMMARY**

The following programs are included in this summary:

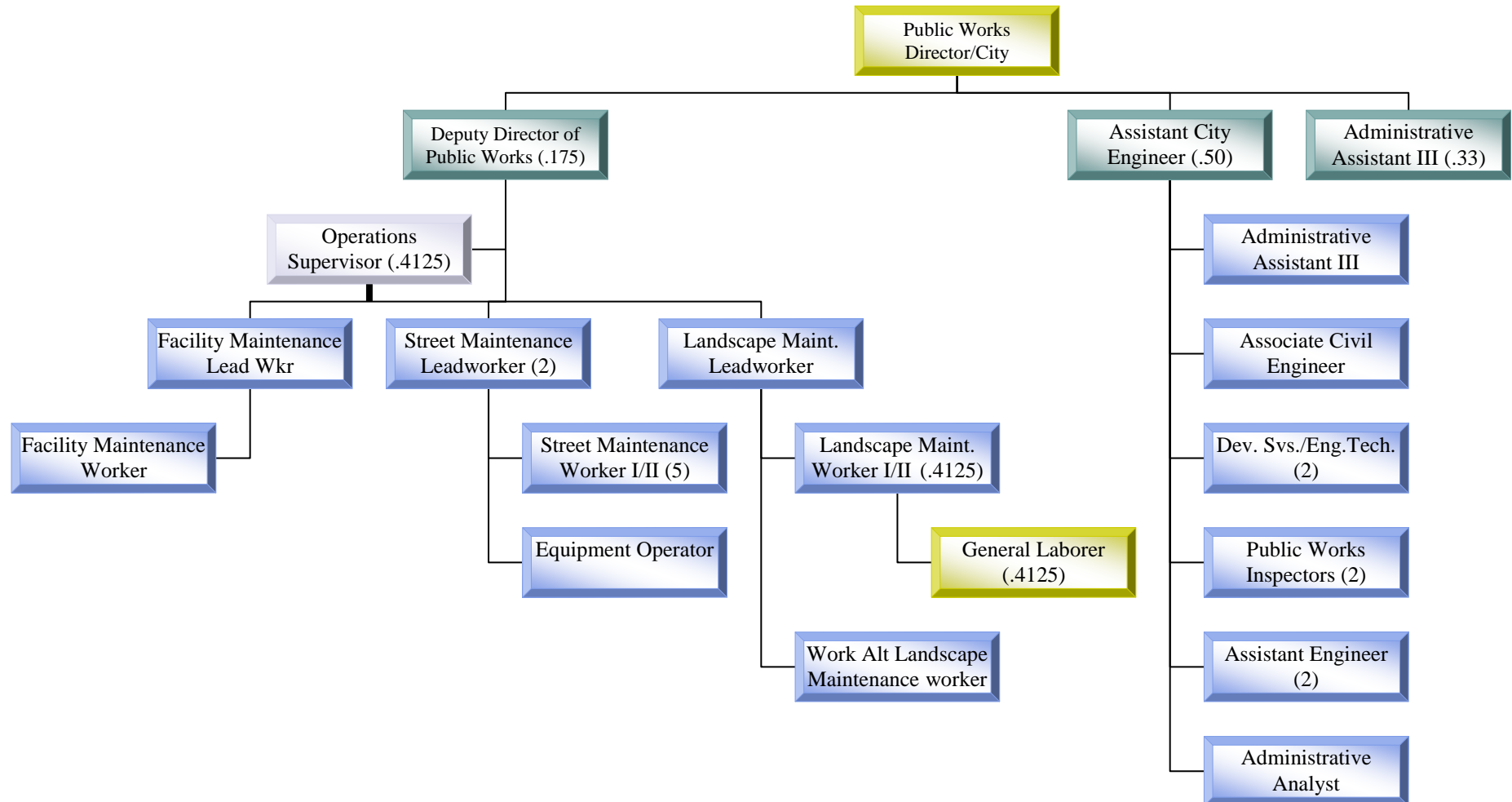
- Public Works Administration
- General Maintenance Supervision
- Street Maintenance
- Signal Maintenance & Street Lighting
- Striping & Signing
- Facilities Maintenance
- Park Maintenance
- Median & General Landscape
- Work Alternative Program
- Warehouse & Central Stores
- Engineering and Development Services
- Capital Improvement

**CITY OF ANTIOCH  
2015-17 OPERATING BUDGET**



**GENERAL FUND – DEPARTMENTAL BUDGETS**

**PUBLIC WORKS – GENERAL FUND OPERATIONS**



# of Funded Positions	# of Filled Positions	# Vacant Funded Positions	# Proposed New Positions
24.2425*	20.9925*	3.25	1
*General Fund positions only. Does not include .14 Warehouse/Stores positions as report to Water Distribution Superintendent.			

**CITY OF ANTIOCH  
2015-17 OPERATING BUDGET**



**GENERAL FUND – DEPARTMENTAL BUDGETS**

<b>PUBLIC WORKS SUMMARY</b>								
	<b>2012-13 Actual</b>	<b>2013-14 Actual</b>	<b>2014-15 Budget</b>	<b>2014-15 Revised</b>	<b>2015-16 Proposed</b>	<b>% Change</b>	<b>2016-17 Proposed</b>	<b>% Change</b>
<b>SOURCE OF FUNDS:</b>								
Special Services Public Works	41,188	20,540	16,400	9,212	2,000	-361%	2,000	0%
Plan Checking Fees	142,258	181,849	250,000	225,000	250,000	10%	250,000	0%
Inspection Fees	42,132	148,205	100,000	180,000	250,000	28%	250,000	0%
Encroachment/Transportation Permits	353,613	145,528	157,500	147,500	157,500	6%	167,500	6%
Other Service Charges	167	0	0	0	0	0%	0	0%
Other	90,684	150,099	118,700	105,578	103,700	-2%	103,700	0%
Transfers In	3,177,452	2,969,630	3,085,471	3,041,211	2,916,065	-4%	2,680,923	-8%
<b>TOTAL SOURCE OF FUNDS</b>	<b>3,847,494</b>	<b>3,615,851</b>	<b>3,728,071</b>	<b>3,708,501</b>	<b>3,679,265</b>	<b>-1%</b>	<b>3,454,123</b>	<b>-6%</b>
<b>USE OF FUNDS:</b>								
Personnel	1,907,071	2,053,432	2,450,225	2,431,949	2,913,352	17%	3,066,370	5%
Services & Supplies	3,049,712	2,968,353	3,812,306	3,789,260	4,084,640	7%	4,153,827	2%
Transfers Out	171,912	151,160	182,280	182,280	192,467	5%	258,654	34%
Internal Services	62,497	73,990	128,020	37,116	131,958	72%	104,506	-21%
<b>TOTAL USE OF FUNDS</b>	<b>5,191,192</b>	<b>5,246,935</b>	<b>6,572,831</b>	<b>6,440,605</b>	<b>7,322,417</b>	<b>12%</b>	<b>7,583,357</b>	<b>4%</b>

**CITY OF ANTIOCH  
2015-17 OPERATING BUDGET**



**GENERAL FUND – DEPARTMENTAL BUDGETS**

<b>PUBLIC WORKS SUMMARY (Continued)</b>			
	<b>Funded 2014-15</b>	<b>Funded 2015-16</b>	<b>Funded 2016-17</b>
<b>Funded FTE's:</b>			
Maintenance Administration	1.33	1.33	1.33
Maintenance Supervision	0.25	0.25	0.25
Street Maintenance	5.00	5.00	5.00
Striping & Signing	3.00	3.00	3.00
Facilities Maintenance	1.125	2.125	2.125
Parks Maintenance	1.025	1.025	1.025
Work Alternative Program	1.00	1.00	1.00
Parks Median/General Landscape	1.0125	1.0125	1.0125
Engineering and Development Services	6.25	6.25	6.25
Warehouse & Central Stores	0.14	0.14	0.14
Capital Improvement Administration	1.25	1.25	1.25
Capital Improvement Services	2.00	2.00	2.00
<b>Total Public Works Funded FTE's</b>	<b>23.3825</b>	<b>24.3825</b>	<b>24.3825</b>

<b>Requested New Positions to be funded for Public Works</b>		
<b>Position Title</b>	<b># of Positions</b>	<b>Explanation</b>
Facility Maintenance Worker	1	Position will maintain City facilities previously handled through contractual services.
Operations Supervisor	1	Position will replace Landscape Maintenance Leadworker position and oversee Parks and Landscape Maintenance, Fleet, Marina, and Streets and Facilities Maintenance.
Landscape Maintenance Leadworker	(1)	Eliminated with Operations Supervisor position.
<b>Total Net New Positions Funded</b>	<b>1</b>	

**CITY OF ANTIOCH  
2015-17 OPERATING BUDGET**



**GENERAL FUND – DEPARTMENTAL BUDGETS**

**PUBLIC WORKS - ADMINISTRATION (100-2140)**

Public Works Administration is responsible for providing leadership and direction on the day-to-day operations for all divisions within Public Works, comprised of: Water Treatment, Water Distribution, Meter Reading, Collection Systems, GIS, Streets, Signs and Striping, Fleet Services, Marina, Parks, Facilities, Storm Channel and Storm Drains, (NPDES), the Antioch Marina, the City's Warehouse & Central Stores operation, Engineering and Land Development Services including the Office of the City Engineer, Public Works Inspection, Street Light and Landscape Maintenance Districts, and Transportation and Traffic Engineering . Administration provides professional management and oversight to the various divisions' operations, training and clerical needs and addresses the public's concerns and service needs.

<b>PUBLIC WORKS ADMINISTRATION (100-2140)</b>								
	<b>2012-13 Actual</b>	<b>2013-14 Actual</b>	<b>2014-15 Budget</b>	<b>2014-15 Revised</b>	<b>2015-16 Proposed</b>	<b>% Change</b>	<b>2016-17 Proposed</b>	<b>% Change</b>
<b>Use of Funds:</b>								
Personnel	253,058	272,927	299,604	300,859	332,034	10%	347,244	5%
Services & Supplies	55,873	55,970	56,516	58,366	75,284	29%	77,471	3%
Internal Services	(294,068)	(316,724)	(328,222)	(344,322)	(393,757)	14%	(413,790)	5%
<b>Total Use of Funds</b>	<b>14,863</b>	<b>12,173</b>	<b>27,898</b>	<b>14,903</b>	<b>13,561</b>	<b>-9%</b>	<b>10,925</b>	<b>-19%</b>
Funded FTE's	1.66	1.66	1.33	1.33	1.33		1.33	

**CITY OF ANTIOCH  
2015-17 OPERATING BUDGET**



**GENERAL FUND – DEPARTMENTAL BUDGETS**

**PUBLIC WORKS - GENERAL MAINTENANCE SUPERVISION (100-2150)**

General Maintenance Supervision is responsible for administering Division budgets and directing day to day activities of functions assigned to the Street Division. These include street maintenance, sign and roadway markings and fleet services. This activity also provides a wide variety of reports to other departments, coordinates work with other divisions, prepares bid specifications and oversees contract work. The computerized Fleet Management and Pavement Management systems are both administered in this activity.

<b>PUBLIC WORKS GENERAL MAINTENANCE SUPERVISION (100-2150)</b>								
	<b>2012-13 Actual</b>	<b>2013-14 Actual</b>	<b>2014-15 Budget</b>	<b>2014-15 Revised</b>	<b>2015-16 Proposed</b>	<b>% Change</b>	<b>2016-17 Proposed</b>	<b>% Change</b>
<b>Use of Funds:</b>								
Personnel	20,189	40,512	47,407	47,702	48,600	2%	50,805	5%
Services & Supplies	21,782	10,458	13,845	13,909	13,486	-3%	13,840	3%
Internal Services	(39,405)	(45,575)	(41,844)	(49,713)	(51,871)	4%	(53,961)	4%
<b>Total Use of Funds</b>	<b>2,566</b>	<b>5,395</b>	<b>19,408</b>	<b>11,898</b>	<b>10,215</b>	<b>-14%</b>	<b>10,684</b>	<b>5%</b>
Funded FTE's	0.01	0.25	0.25	0.25	0.25		0.25	

**CITY OF ANTIOCH  
2015-17 OPERATING BUDGET**



**GENERAL FUND – DEPARTMENTAL BUDGETS**

**PUBLIC WORKS - STREET MAINTENANCE (100-2160)**

The Street Maintenance function is responsible for general maintenance and repair of approximately 590 lane miles of roadway in the City of Antioch and perform maintenance of right-of-ways and parking lots. Crews respond to hazardous conditions and emergencies such as vehicle accidents and flooding, repair potholes, perform overlay work; remove illegally dumped trash and debris; eradicate weeds along City maintained roadways; respond to after hour calls for service; remove graffiti, repair road end barricades; make preparations for, and monitor, contract work. Roadway surface treatment programs are funded through this activity and performed through contract.

<b>PUBLIC WORKS STREET MAINTENANCE (100-2160)</b>								
	<b>2012-13 Actual</b>	<b>2013-14 Actual</b>	<b>2014-15 Budget</b>	<b>2014-15 Revised</b>	<b>2015-16 Proposed</b>	<b>% Change</b>	<b>2016-17 Proposed</b>	<b>% Change</b>
<b>Source of Funds:</b>								
Charges for Services	30,798	20,540	14,400	7,212	0	-100%	0	0%
Transfer in from Gas Tax	1,010,000	1,010,000	1,010,000	1,010,000	1,010,000	0%	1,010,000	0%
Transfer In from Street Impact	1,226,000	1,101,500	1,123,500	1,123,500	1,144,440	2%	1,167,330	2%
<b>Total Source of Funds</b>	<b>2,266,798</b>	<b>2,132,040</b>	<b>2,147,900</b>	<b>2,140,712</b>	<b>2,154,440</b>	<b>1%</b>	<b>2,177,330</b>	<b>1%</b>
<b>Use of Funds:</b>								
Personnel	416,495	322,828	486,220	357,862	544,445	52%	583,265	7%
Services & Supplies	889,160	745,684	819,719	784,350	873,108	11%	882,293	1%
Internal Services	236,010	269,242	288,145	293,957	359,859	22%	367,115	2%
<b>Total Use of Funds</b>	<b>1,541,665</b>	<b>1,337,754</b>	<b>1,594,084</b>	<b>1,436,169</b>	<b>1,777,412</b>	<b>24%</b>	<b>1,832,673</b>	<b>3%</b>
Funded FTE's	5.00	5.00	5.00	5.00	5.00		5.00	



**CITY OF ANTIOCH  
2015-17 OPERATING BUDGET**



**GENERAL FUND – DEPARTMENTAL BUDGETS**

**PUBLIC WORKS - SIGNAL MAINTENANCE (100-2170)**

Signal Maintenance and Street Lighting provides for the operation and maintenance of all traffic signals, signal controllers, street lights and traffic loops.

<b>PUBLIC WORKS SIGNAL/STREET LIGHTS (100-2170)</b>								
	<b>2012-13 Actual</b>	<b>2013-14 Actual</b>	<b>2014-15 Budget</b>	<b>2014-15 Revised</b>	<b>2015-16 Proposed</b>	<b>% Change</b>	<b>2016-17 Proposed</b>	<b>% Change</b>
<b>Source of Funds:</b>								
Other	40,396	52,178	10,000	18,340	10,000	-45%	10,000	0%
Transfers In – Traffic Safety Fund	120,195	78,250	80,000	80,000	80,000	0%	80,000	0%
<b>Total Source of Funds</b>	<b>160,591</b>	<b>130,428</b>	<b>90,000</b>	<b>98,340</b>	<b>90,000</b>	<b>-8%</b>	<b>90,000</b>	<b>0%</b>
<b>Use of Funds:</b>								
Personnel	6,200	0	0	0	0	0%	0	0%
Services & Supplies	698,007	632,120	810,476	812,500	732,500	-10%	732,500	0%
Internal Services	59,718	70,475	80,340	81,819	112,744	38%	110,803	-2%
<b>Total Use of Funds</b>	<b>763,925</b>	<b>702,595</b>	<b>890,816</b>	<b>894,319</b>	<b>845,244</b>	<b>-5%</b>	<b>843,303</b>	<b>0%</b>
Funded FTE's	0.00	0.00	0.00	0.00	0.00		0.00	

**CITY OF ANTIOCH  
2015-17 OPERATING BUDGET**



**GENERAL FUND – DEPARTMENTAL BUDGETS**

**PUBLIC WORKS - STRIPING & SIGNING (100-2180)**

The Signing & Striping activity is responsible for installation of new, and maintenance of existing roadway signs and markings such as red curb, thermoplastic legends, street end barricades; removal of graffiti, repair of vandalism; responding to emergency calls for service, such as flooding and traffic accidents; responding to requests for traffic control from public utilities for temporary traffic control devices; preparing for and monitoring contract work, and preparing for events such as planned road closures and City-sponsored events.

<b>PUBLIC WORKS STRIPING/SIGNING (100-2180)</b>								
	<b>2012-13 Actual</b>	<b>2013-14 Actual</b>	<b>2014-15 Budget</b>	<b>2014-15 Revised</b>	<b>2015-16 Proposed</b>	<b>% Change</b>	<b>2016-17 Proposed</b>	<b>% Change</b>
<b>Source of Funds:</b>								
Charges for Services	10,390	0	2,000	2,000	2,000	0%	2,000	0%
<b>Total Source of Funds</b>	<b>10,390</b>	<b>0</b>	<b>2,000</b>	<b>2,000</b>	<b>2,000</b>	<b>0%</b>	<b>2,000</b>	<b>0%</b>
<b>Use of Funds:</b>								
Personnel	289,344	330,975	318,962	333,014	359,452	8%	378,985	5%
Services & Supplies	174,295	164,502	206,003	226,078	265,479	17%	255,745	-4%
Internal Services	134,694	153,946	164,939	173,790	213,753	23%	217,995	2%
<b>Total Use of Funds</b>	<b>598,333</b>	<b>649,423</b>	<b>689,904</b>	<b>732,882</b>	<b>838,684</b>	<b>14%</b>	<b>852,725</b>	<b>2%</b>
Funded FTE's	3.00	3.00	3.00	3.00	3.00		3.00	

**CITY OF ANTIOCH  
2015-17 OPERATING BUDGET**



**GENERAL FUND – DEPARTMENTAL BUDGETS**

**PUBLIC WORKS - FACILITIES MAINTENANCE (100-2190)**

Facilities Maintenance is responsible for approximately 318,600 square feet of City-owned and leased buildings and facilities. Services include preventive maintenance such as painting and minor HVAC maintenance, fire and alarm systems monitoring and maintenance, repair of fixed assets and furniture, electrical and plumbing repairs, roof repairs, window and door repairs. This activity also opens and closes facilities in preparation for work day, moves furniture, develops contract work specifications, provides supervision for the citywide custodial services contract, administers 10 maintenance service contracts, monitors facilities for energy usage, performs minor repairs on facility life safety systems, sets up meeting areas for other departments and provides assistance for special events.

<b>PUBLIC WORKS FACILITIES MAINTENANCE (100-2190)</b>								
	<b>2012-13 Actual</b>	<b>2013-14 Actual</b>	<b>2014-15 Budget</b>	<b>2014-15 Revised</b>	<b>2015-16 Proposed</b>	<b>% Change</b>	<b>2016-17 Proposed</b>	<b>% Change</b>
<b>Use of Funds:</b>								
Personnel	110,477	126,297	135,151	138,427	257,677	86%	271,921	6%
Services & Supplies	303,281	341,197	444,075	452,438	464,027	3%	469,818	1%
Transfers Out – Honeywell	16,911	17,094	17,280	17,280	17,467	1%	17,654	1%
Internal Services	(399,737)	(461,419)	(486,085)	(578,575)	(706,637)	22%	(726,882)	3%
<b>Total Use of Funds</b>	<b>30,932</b>	<b>23,169</b>	<b>110,421</b>	<b>29,570</b>	<b>32,534</b>	<b>10%</b>	<b>32,511</b>	<b>0%</b>
Funded FTE's	1.125	1.125	1.125	1.125	2.125		2.125	

**CITY OF ANTIOCH  
2015-17 OPERATING BUDGET**



**GENERAL FUND – DEPARTMENTAL BUDGETS**

**PUBLIC WORKS - PARK MAINTENANCE (100-2195)**

Park Maintenance provides safe, aesthetically pleasing and enjoyable parks that meet the needs of the City's diverse community for passive/active play for leisure, recreation and sports activities; facilitates community events in the parks as needed. Park Maintenance also provides playgrounds that promote safe play for children; and maintains sports fields to accommodate 87 adult teams, 5 youth leagues, and approximately 2,200 soccer players at 31 locations. Since 1998, the City of Antioch's park maintenance costs continues to be the lowest per acre in the Bay Area. Park Maintenance also administers the Memorial Tree Program and Children's Memorial Tree Grove.

<b>PUBLIC WORKS PARKS MAINTENANCE (100-2195)</b>								
	<b>2012-13 Actual</b>	<b>2013-14 Actual</b>	<b>2014-15 Budget</b>	<b>2014-15 Revised</b>	<b>2015-16 Proposed</b>	<b>% Change</b>	<b>2016-17 Proposed</b>	<b>% Change</b>
<b>Source of Funds:</b>								
Other	39,592	49,116	38,500	38,500	38,500	0%	38,500	0%
Transfer In from SLLMDs	316,540	247,481	333,146	288,886	244,482	-15%	97,622	-60%
<b>Total Source of Funds</b>	<b>356,132</b>	<b>296,597</b>	<b>371,646</b>	<b>327,386</b>	<b>282,982</b>	<b>-14%</b>	<b>136,122</b>	<b>-52%</b>
<b>Use of Funds:</b>								
Personnel	51,449	42,214	42,187	78,626	134,818	71%	141,593	5%
Services & Supplies	600,591	716,311	1,015,998	977,812	1,171,908	20%	1,203,327	3%
Transfer out to Honeywell	6,001	6,066	0	0	0	0%	0	0%
Transfer Out to SLLMDs	149,000	128,000	165,000	165,000	175,000	6%	225,000	29%
Internal Services	27,997	33,710	41,387	40,141	60,747	51%	58,464	-4%
<b>Total Use of Funds</b>	<b>835,038</b>	<b>926,301</b>	<b>1,264,572</b>	<b>1,261,579</b>	<b>1,542,473</b>	<b>22%</b>	<b>1,628,384</b>	<b>6%</b>
Funded FTE's	0.40	0.275	0.275	1.025	1.025		1.025	

**CITY OF ANTIOCH  
2015-17 OPERATING BUDGET**



**GENERAL FUND – DEPARTMENTAL BUDGETS**

**PUBLIC WORKS - MEDIAN AND GENERAL LANDSCAPE (100-2196)**

Median Maintenance provides a wide range of programs to maintain the Police Facility, Maintenance Service Center, and major median landscaping. Major medians include Hillcrest Avenue, Deer Valley Road, Delta Fair Boulevard, Somersville Road, Buchanan Road, James Donlon Boulevard, Lone Tree Way, West 4<sup>th</sup> Street, Wilbur Avenue, East 18<sup>th</sup> Street, West 10<sup>th</sup> Street, Davison Drive, Dallas Ranch Road, A Street and Contra Loma Boulevard. Median Maintenance provides aesthetically pleasing landscape to achieve mandated requirements for public safety in a cost effective and efficient manner of 21 miles, 42 acres of landscape medians, 85 acres of streetscapes along major arterials and right-of-ways.

<b>PUBLIC WORKS PARK MEDIAN/GENERAL LANDSCAPE MAINTENANCE (100-2196)</b>								
	<b>2012-13 Actual</b>	<b>2013-14 Actual</b>	<b>2014-15 Budget</b>	<b>2014-15 Revised</b>	<b>2015-16 Proposed</b>	<b>% Change</b>	<b>2016-17 Proposed</b>	<b>% Change</b>
<b>Source of Funds:</b>								
Other	0	893	200	200	200	0%	200	0%
Transfer In SLLMDs	233,222	258,743	256,824	256,824	150,064	-42%	34,998	-77%
<b>Total Source of Funds</b>	<b>233,222</b>	<b>259,636</b>	<b>257,024</b>	<b>257,024</b>	<b>150,264</b>	<b>-42%</b>	<b>35,198</b>	<b>-77%</b>
<b>Use of Funds:</b>								
Personnel	98,149	114,772	120,981	133,596	141,486	6%	148,516	5%
Services & Supplies	212,198	195,273	233,776	246,609	271,625	10%	319,933	18%
Internal Services	38,416	44,863	50,717	51,938	70,436	36%	69,489	-1%
<b>Total Use of Funds</b>	<b>348,763</b>	<b>354,908</b>	<b>405,474</b>	<b>432,143</b>	<b>483,547</b>	<b>12%</b>	<b>537,938</b>	<b>11%</b>
Funded FTE's	0.975	0.975	0.975	1.0125	1.0125		1.0125	

**CITY OF ANTIOCH  
2015-17 OPERATING BUDGET**



**GENERAL FUND – DEPARTMENTAL BUDGETS**

**PUBLIC WORKS – WORK ALTERNATIVE PROGRAM (100-2198)**

The Work Alternative Program (WAP) operates in conjunction with the Contra Costa County Sheriff's office, providing unskilled labor to perform routine maintenance tasks such as litter pick-up, graffiti removal, weed abatement and debris removal from street right of ways and storm channels. This is a cost effective means of enhancing work performed in the landscape maintenance districts and channels. The City utilizes one Landscape Maintenance Worker and a temporary employee in this program to work with the WAP participants.

<b>PUBLIC WORKS WORK ALTERNATIVE PROGRAM (100-2198)</b>								
	<b>2012-13 Actual</b>	<b>2013-14 Actual</b>	<b>2014-15 Budget</b>	<b>2014-15 Revised</b>	<b>2015-16 Proposed</b>	<b>% Change</b>	<b>2016-17 Proposed</b>	<b>% Change</b>
<b>Source of Funds:</b>								
Transfer in from NPDES	57,657	59,400	66,130	66,130	70,225	6%	73,365	4%
Transfer in from SLLMD Administration	13,838	14,256	15,871	15,871	16,854	6%	17,608	4%
<b>Total Source of Funds</b>	<b>71,495</b>	<b>73,656</b>	<b>82,001</b>	<b>82,001</b>	<b>87,079</b>	<b>6%</b>	<b>90,973</b>	<b>4%</b>
<b>Use of Funds:</b>								
Personnel	106,036	109,718	117,259	133,417	140,449	5%	146,730	4%
Services & Supplies	9,278	9,083	15,000	14,550	15,265	5%	15,660	3%
<b>Total Use of Funds</b>	<b>115,314</b>	<b>118,801</b>	<b>132,259</b>	<b>147,967</b>	<b>155,714</b>	<b>5%</b>	<b>162,390</b>	<b>4%</b>
Funded FTE's	1.00	1.00	1.00	1.00	1.00		1.00	

**CITY OF ANTIOCH  
2015-17 OPERATING BUDGET**



**GENERAL FUND – DEPARTMENTAL BUDGETS**

**PUBLIC WORKS - WAREHOUSE & CENTRAL STORES (100-2620)**

The Warehouse & Central Stores operation is responsible for the procurement, storage and distribution of stock and non-stock items used by the City's various departments and is the receiving and distribution point for all supplies purchased. This operation also provides a variety of other services to departments, such as fire extinguisher service and lock and key repair services. The budget included in the General Fund represents the portion of the operation which services General Fund activities and/or departments. The majority of operations for the Warehouse are accounted for in the Enterprise Funds and a separate budget is maintained in those funds.

<b>PUBLIC WORKS WAREHOUSE &amp; CENTRAL STORES (100-2620)</b>								
	<b>2012-13 Actual</b>	<b>2013-14 Actual</b>	<b>2014-15 Budget</b>	<b>2014-15 Revised</b>	<b>2015-16 Proposed</b>	<b>% Change</b>	<b>2016-17 Proposed</b>	<b>% Change</b>
<b>Use of Funds:</b>								
Personnel	12,017	12,914	12,976	13,606	14,847	9%	15,607	5%
<b>Total Use of Funds</b>	<b>12,017</b>	<b>12,914</b>	<b>12,976</b>	<b>13,606</b>	<b>14,847</b>	<b>9%</b>	<b>15,607</b>	<b>5%</b>
Funded FTE's	0.14	0.14	0.14	0.14	0.14		0.14	

**CITY OF ANTIOCH  
2015-17 OPERATING BUDGET**



**GENERAL FUND – DEPARTMENTAL BUDGETS**

**PUBLIC WORKS - ENGINEERING AND DEVELOPMENT SERVICES DIVISION (100-5150)**

This division is responsible for review and approval of final and parcel maps and public improvements for new residential, commercial and industrial development as well as the inspection of those improvements. Information is also provided to the public for flood plains in Antioch and the division has primary responsibility for the management of the National Pollutant Discharge Elimination System (NPDES) permit. The Landscaping and Lighting District Engineer's Report preparation and Traffic/Transportation are also managed by Engineering Land Development Services.

<b>PUBLIC WORKS ENGINEERING AND DEVELOPMENT (100-5150)</b>								
	<b>2012-13 Actual</b>	<b>2013-14 Actual</b>	<b>2014-15 Budget</b>	<b>2014-15 Revised</b>	<b>2015-16 Proposed</b>	<b>% Change</b>	<b>2016-17 Proposed</b>	<b>% Change</b>
<b>Source of Funds:</b>								
Permits	353,613	145,528	157,500	147,500	157,500	7%	167,500	6%
Charges for Services	184,557	330,054	350,000	405,000	500,000	23%	500,000	0%
Other	10,696	47,912	70,000	48,538	55,000	13%	55,000	0%
Transfer In - NPDES	200,000	200,000	200,000	200,000	200,000	0%	200,000	0%
<b>Total Source of Funds</b>	<b>748,866</b>	<b>723,494</b>	<b>777,500</b>	<b>801,038</b>	<b>912,500</b>	<b>14%</b>	<b>922,500</b>	<b>1%</b>
<b>Use of Funds:</b>								
Personnel	479,918	594,317	623,085	712,063	748,981	5%	782,871	5%
Services & Supplies	56,583	68,035	160,846	165,846	135,722	-18%	134,367	-1%
Internal Services	242,082	258,297	284,920	292,396	369,110	26%	377,265	2%
<b>Total Use of Funds</b>	<b>778,583</b>	<b>920,649</b>	<b>1,068,851</b>	<b>1,170,305</b>	<b>1,253,813</b>	<b>7%</b>	<b>1,294,503</b>	<b>3%</b>
Funded FTE's	6.00	6.25	6.25	6.25	6.25		6.25	



**CITY OF ANTIOCH  
2015-17 OPERATING BUDGET**



**GENERAL FUND – DEPARTMENTAL BUDGETS**

**CAPITAL IMPROVEMENT ADMINISTRATION (100-5170)**

This Division provides oversight of the design, construction, and inspection of the City's Capital Improvement Program; oversees the development of the City's Five-Year Capital Improvement Program and the yearly Capital Improvement Budget; and protects the City's pre-1914 water rights.

CAPITAL IMPROVEMENT ADMINISTRATION (100-5170)								
	2012-13 Actual	2013-14 Actual	2014-15 Budget	2014-15 Revised	2015-16 Proposed	% Change	2016-17 Proposed	% Change
<b>Use of Funds:</b>								
Personnel	12,603	36,162	137,943	96,717	94,688	-2%	98,893	4%
Services & Supplies	3,093	3,913	8,100	8,400	20,068	139%	9,832	-51%
Internal Services	21,776	25,883	28,403	29,167	37,745	29%	37,908	0%
<b>Total Use of Funds</b>	<b>37,472</b>	<b>65,958</b>	<b>174,446</b>	<b>134,284</b>	<b>152,501</b>	<b>14%</b>	<b>146,633</b>	<b>-4%</b>
Funded FTE's	1.50	1.25	1.25	1.25	1.25		1.25	

**CAPITAL IMPROVEMENT SERVICES DIVISION (100-5180)**

Engineering Services provides the design, inspection, and construction management for the City's Capital Improvement contracts; develops the City's Five-Year Capital Improvement Program and annual Capital Improvement Budget; prepares applications for Federal, State, and Local roadway and other public improvement grants.

CAPITAL IMPROVEMENT SERVICES (100-5180)								
	2012-13 Actual	2013-14 Actual	2014-15 Budget	2014-15 Revised	2015-16 Proposed	% Change	2016-17 Proposed	% Change
<b>Use of Funds:</b>								
Personnel	51,136	49,796	108,450	86,060	95,875	11%	99,940	4%
Services & Supplies	25,571	25,807	27,952	28,402	46,168	63%	39,041	-15%
Internal Services	35,014	41,292	45,320	46,518	59,829	29%	60,100	0%
<b>Total Use of Funds</b>	<b>111,721</b>	<b>116,895</b>	<b>181,722</b>	<b>160,980</b>	<b>201,872</b>	<b>25%</b>	<b>199,081</b>	<b>-1%</b>
Funded FTE's	2.00	2.00	2.00	2.00	2.00		2.00	

**CITY OF ANTIOCH  
2015-17 OPERATING BUDGET**



**GENERAL FUND – DEPARTMENTAL BUDGETS**

---

**POLICE DEPARTMENT**

The Antioch Police Department is charged with the enforcement of local, state and federal laws and with providing for around-the-clock protection of the lives and property of the public. The Police Department functions as an instrument of public service and as a tool for the distribution of information, guidance and direction.

**Our Mission**

The Mission of the Antioch Police Department, in partnership with our community, is to promote the quality of life in Antioch by proactively reducing crime with integrity and commitment to excellence.

**Strategic Plan**

A Strategic Planning is the foundation for the future of any organization. In developing the Strategic Plan for the Antioch Police Department we sought input from the community at large and the rank and file employees of the Antioch Police Department. The resulting information was collated and provides the basis for the six goal statements for the department. Our Strategic Plan not only serves as the foundation for how we will provide police services in the future but also serves as the department's vehicle for accomplishing needed change. The way in which we deliver services is founded in our belief in Community Policing. The critical aspects of community oriented policing are problem solving, a focus on service delivery at the neighborhood level, and community partnerships.

Our strategic direction for the next three years focuses on six key elements:

1. Leadership and Relationships
2. Communication (Internal and External)
3. Staffing
4. Reducing Crime
5. Juvenile Issues
6. Public Education

**CITY OF ANTIOCH  
2015-17 OPERATING BUDGET**



**GENERAL FUND – DEPARTMENTAL BUDGETS**

---

The following programs and bureaus are in the Police Department:

- Police Administration
- Reserves
- Prisoner Custody Police Administration
- Reserves
- Community Policing Bureau
- Traffic
- Investigation
- Special Operations Unit
- Communications
- Office of Emergency Management
- Volunteer Program/Chaplaincy
- Facilities Maintenance
- Volunteer Program/Chaplaincy
- Facilities Maintenance
- Animal Control Support

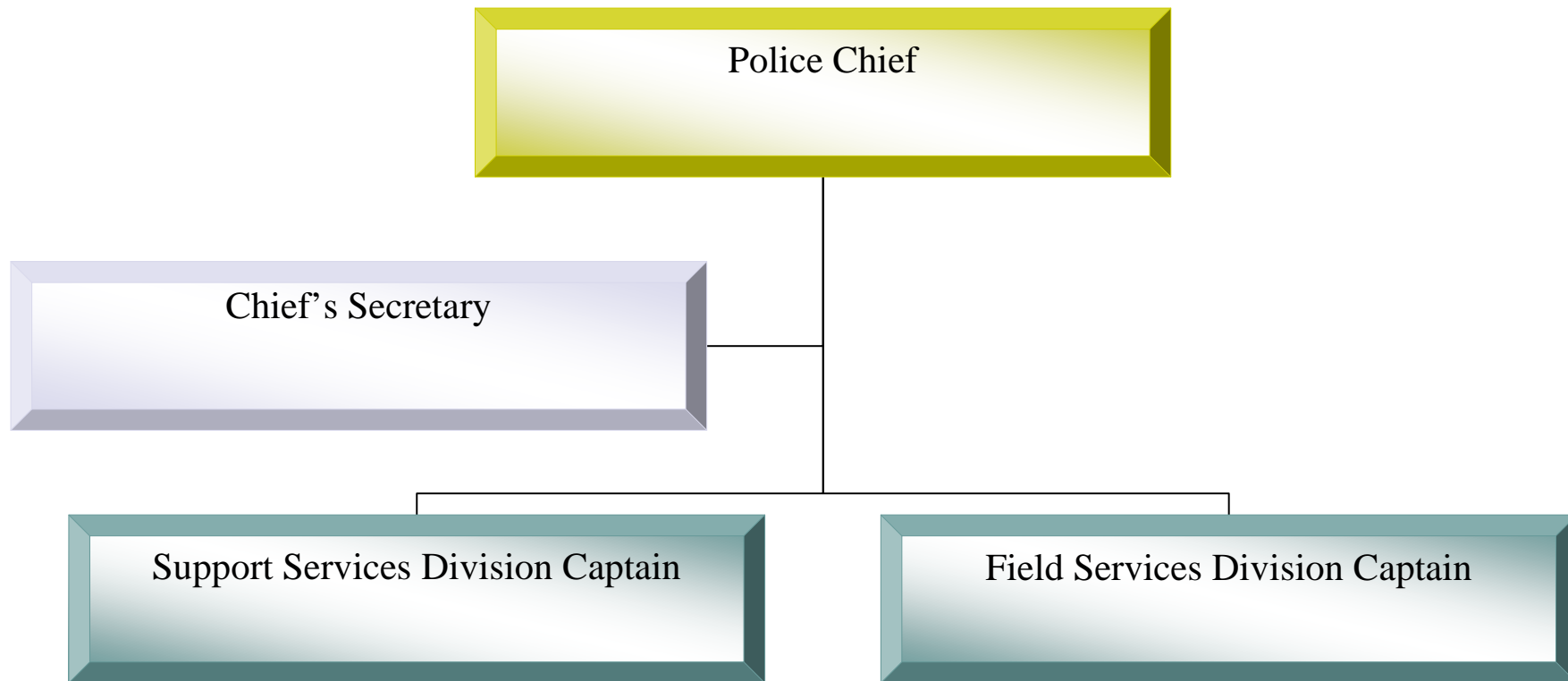
CITY OF ANTIOCH  
2015-17 OPERATING BUDGET



GENERAL FUND – DEPARTMENTAL BUDGETS

---

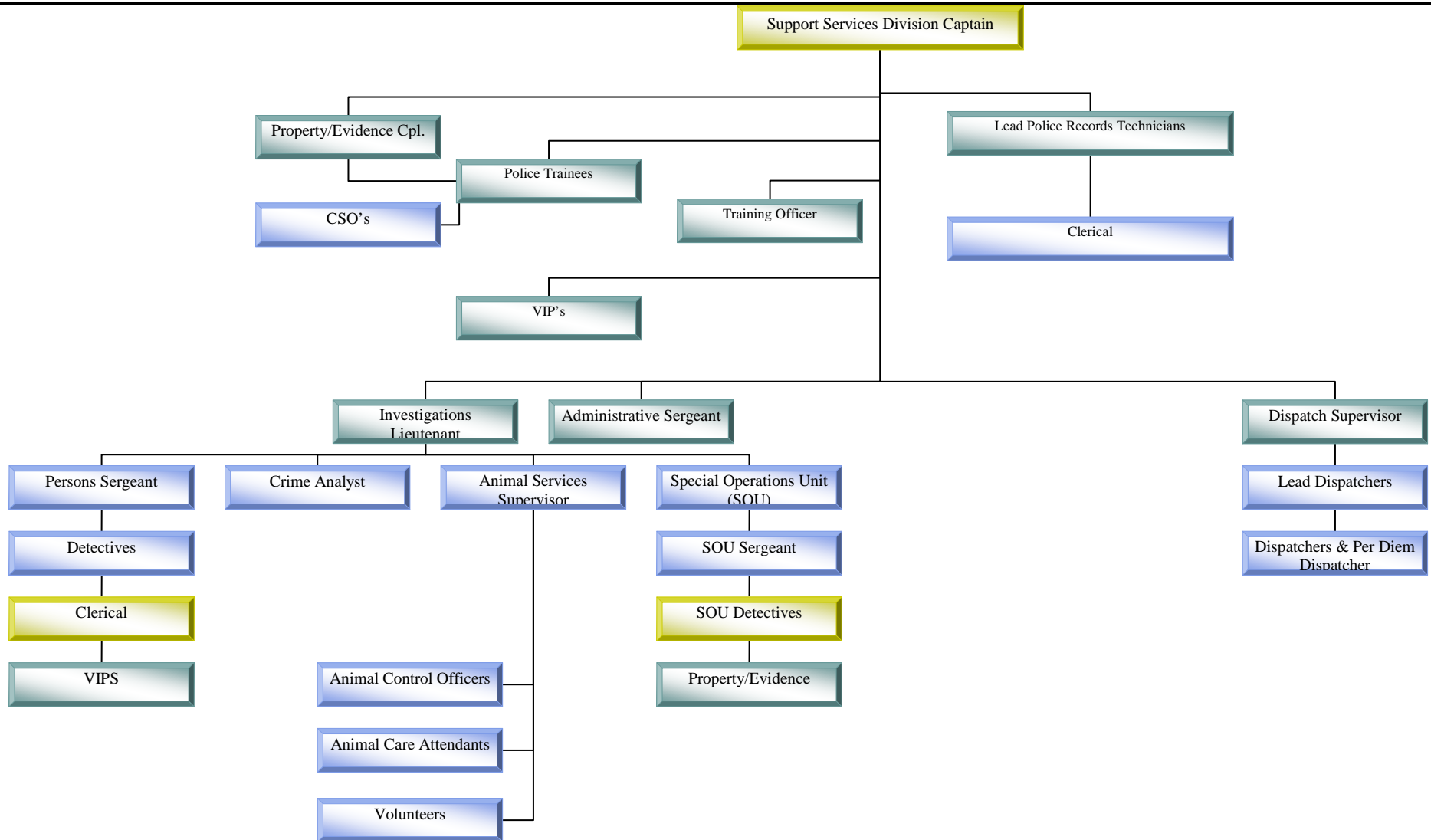
POLICE DEPARTMENT



**CITY OF ANTIOCH  
2015-17 OPERATING BUDGET**



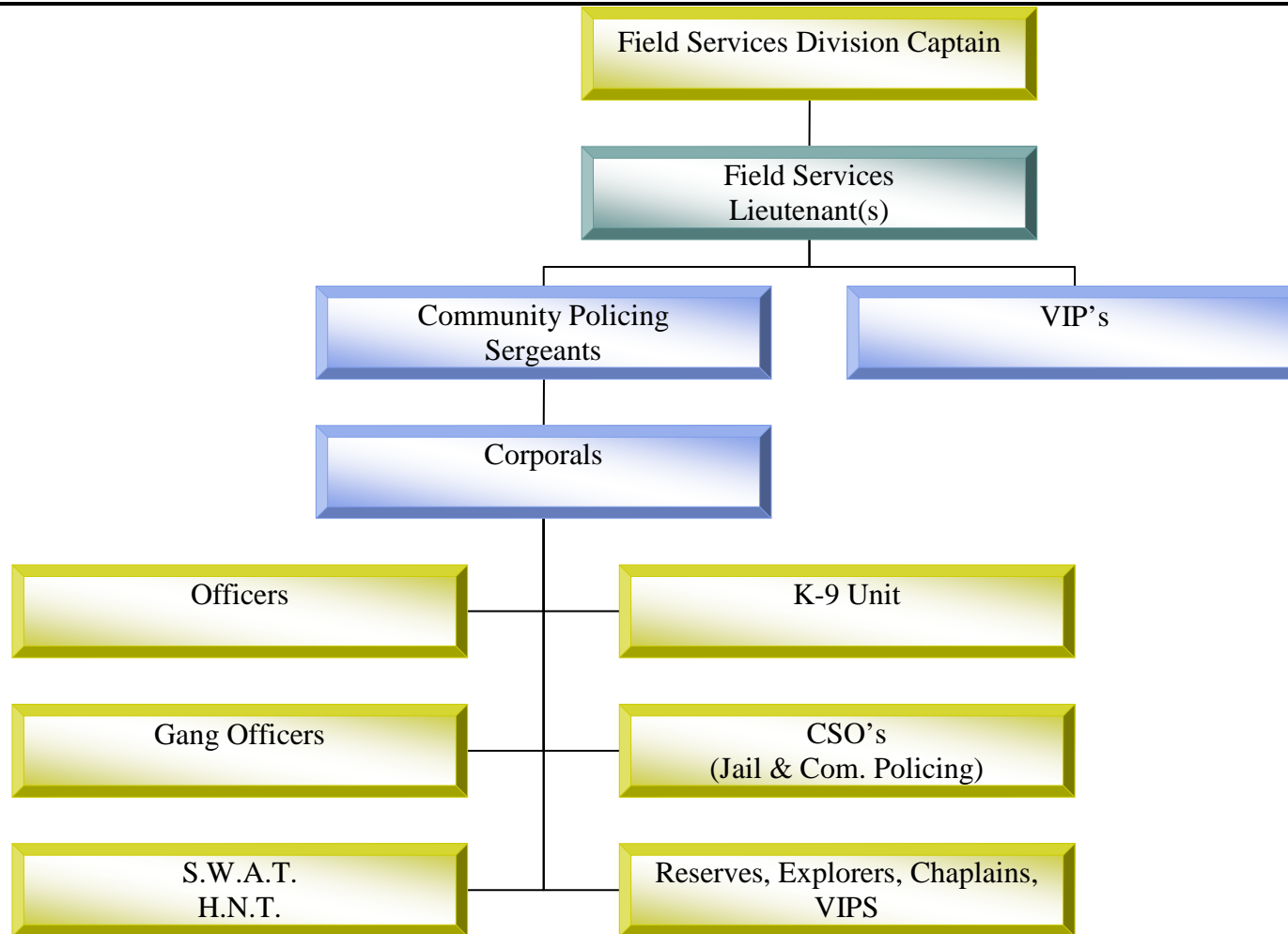
**GENERAL FUND – DEPARTMENTAL BUDGETS**



CITY OF ANTIOCH  
2015-17 OPERATING BUDGET



GENERAL FUND – DEPARTMENTAL BUDGETS



**CITY OF ANTIOCH  
2015-17 OPERATING BUDGET**



**GENERAL FUND – DEPARTMENTAL BUDGETS**

The next pages of this section provide a department summary of revenues and expenditures with tables for sources and uses of funds. A summary of each program or bureau follows with a table showing the sources and uses of funds for each.

<b>POLICE DEPARTMENT SUMMARY</b>								
	<b>2012-13</b>	<b>2013-14</b>	<b>2014-15</b>	<b>2014-15</b>	<b>2015-16</b>	<b>%</b>	<b>2016-17</b>	<b>%</b>
	<b>Actual</b>	<b>Actual</b>	<b>Budget</b>	<b>Revised</b>	<b>Proposed</b>	<b>Change</b>	<b>Proposed</b>	<b>Change</b>
<b>SOURCE OF FUNDS:</b>								
Taxes – Measure C	0	898,689	4,300,847	4,300,847	4,484,392	4%	4,663,350	4%
P.O.S.T. Funds	33,126	18,901	12,000	12,298	12,000	-2%	12,000	0%
Federal Grant	80,228	154,940	364,655	368,579	580,173	57%	447,173	-23%
Grant Reimbursement – State/Local	0	0	0	28,074	0	-100%	0	0%
AB109 Reimbursement	0	130,500	130,000	130,500	130,500	0%	130,500	0%
Other Service Charges	15,569	24,920	15,000	15,000	15,000	0%	15,000	0%
Police Services General	64,821	41,891	45,000	45,000	45,000	0%	45,000	0%
False Alarm Permit Fees	42,198	43,023	30,000	39,967	30,000	-25%	30,000	0%
False Alarm Response	33,152	27,939	24,000	32,189	24,000	-25%	24,000	0%
Other	8,076	79,282	2,000	23,689	2,000	-92%	2,000	0%
Donations	695	311	0	241	0	-100%	0	0%
Booking Fee Reimbursements	2,820	2,256	5,000	5,000	5,000	0%	5,000	0%
Sales Tax Public Safety	521,802	513,413	500,000	515,000	515,000	0%	520,000	1%
Non-Traffic Fines	7,004	191	100	6,000	7,000	17%	8,000	14%
Vehicle Code Fines	31,396	67,424	35,000	35,000	35,000	0%	35,000	0%
Abatement Fees	0	100	0	100	0	-100%	0	0%
Police Services 911-Brentwood	703,087	762,017	777,822	777,822	824,492	6%	400,000	-51%
Transfers in	660,403	800,765	701,170	721,044	783,010	9%	853,052	9%
<b>TOTAL SOURCE OF FUNDS</b>	<b>2,204,377</b>	<b>3,566,562</b>	<b>6,942,594</b>	<b>7,056,350</b>	<b>7,492,567</b>	<b>6%</b>	<b>7,190,075</b>	<b>-4%</b>
<b>USE OF FUNDS:</b>								
Personnel	21,167,048	22,118,285	26,205,770	25,079,968	28,029,850	12%	30,389,822	8%
Services & Supplies	3,043,496	3,143,975	5,375,604	5,543,303	4,570,843	-18%	4,205,424	-8%
Transfers Out	435,694	494,408	540,467	524,590	527,627	1%	557,421	6%
Internal Services	1,863,325	2,101,324	2,363,958	2,375,820	3,075,281	29%	3,082,232	0%
<b>TOTAL USE OF FUNDS</b>	<b>26,509,563</b>	<b>27,857,992</b>	<b>34,485,799</b>	<b>33,523,681</b>	<b>36,203,601</b>	<b>8%</b>	<b>38,234,899</b>	<b>6%</b>

**CITY OF ANTIOCH  
2015-17 OPERATING BUDGET**



**GENERAL FUND – DEPARTMENTAL BUDGETS**

**POLICE DEPARTMENT SUMMARY (Continued)**

	<b>Funded 2014-15</b>	<b>Funded 2015-16</b>	<b>Funded 2016-17</b>
<b>Funded FTE'S</b>			
Administration	10.00	10.00	10.00
Prisoner Custody	4.00	4.00	4.00
Community Policing	83.80	82.80	82.80
Traffic Division	0.00	1.00	1.00
Investigation	13.65	13.65	13.65
Special Operations Unit	3.25	3.25	3.25
Communications	16.00	16.00	16.00
Office of Emergency Services	0.00	0.00	0.00
Community Volunteers	0.20	0.20	0.20
<b>Total Police General Fund Funded FTE's</b>	<b>130.90</b>	<b>130.90</b>	<b>130.90</b>



**CITY OF ANTIOCH  
2015-17 OPERATING BUDGET**



**GENERAL FUND – DEPARTMENTAL BUDGETS**

---

**POLICE ADMINISTRATION (100-3110)**

Police Administration is responsible for the administrative and management functions of the department. Effective organizational planning, community relations, training, emergency preparedness, crime prevention, computer services, recruitment, internal affairs, investigation, public education, police commission, evidence, crime analysis and department budget are included in this activity, as well as the Chief of Police

**2014-2015 Accomplishments:**

- Accelerated hiring the process and increased filled sworn officer personnel positions to 95.
- Transitioned the full-time training coordinator position to a civilian CSO position.
- Continued succession planning/reorganization and mentoring.
- Maintained Coffee with the Cops presentations and utilized as a medium for community outreach.
- Maintained Coffee with the Cops for the Spanish speaking community.
- Successfully transitioned from a Quadrant System to our previous 6 beat system.
- Adjusted shift start times for day and swing shifts in an effort to reduce overtime and have better coverage during our peak periods for calls for service.
- Installed fingerprint reader technology in our patrol fleet.
- Developed and released the Antioch Police Department app for smart phones.
- Completed the evidence room project which focused primary on the purging of evidence related to the surge of marijuana cultivation cases in our community.
- Updated the equipment in the police department gym.
- Modified a military surplus vehicle to serve as a SWAT rescue vehicle.

**2015-2016 Objectives:**

- Continue the accelerated hiring process with a goal of filling all 102 authorized sworn positions.
- Allocate the funds for EBRCS and implement this communications system.
- Allocate the funds for body cameras and implement this program.
- Allocate the funds for updated Electronic Control Devices (Tasers) and implement and deploy this equipment.
- Continue succession planning/reorganization and mentoring.
- Develop and implement a Citizens Academy.
- Allocate the funds for the vehicle fleet and replace vehicles with high mileage and in a state of disrepair.
- Recruit and hire a records staff, including a records supervisor.
- Monitor calls for service and crime trends to ensure our deployment of personnel is as efficient as possible and delivers the best customer service to the community.
- Analyze calls for service and crime data in conjunction with projected residential and commercial developments in preparation for a 7<sup>th</sup> beat.
- Assess the purchase and implementation of robotics relative to SWAT operations and other applications.

**CITY OF ANTIOCH  
2015-17 OPERATING BUDGET**



**GENERAL FUND – DEPARTMENTAL BUDGETS**

**2016-2017 Objectives:**

- Continue succession planning/reorganization and mentoring.
- Continue the accelerated hiring process to keep up with attrition.
- Maintain the allocation of funds in order to maintain a proper vehicle fleet.
- Continue to monitor calls for service and crime trends to ensure our deployment of personnel is as efficient as possible and delivers the best customer service to the community.
- Continue to assess whether or not a 7<sup>th</sup> beat should be implemented during this period.

<b>POLICE ADMINISTRATION (100-3110)</b>								
	<b>2012-13</b>	<b>2013-14</b>	<b>2014-15</b>	<b>2014-15</b>	<b>2015-16</b>	<b>%</b>	<b>2016-17</b>	<b>%</b>
	<b>Actual</b>	<b>Actual</b>	<b>Budget</b>	<b>Revised</b>	<b>Proposed</b>	<b>Change</b>	<b>Proposed</b>	<b>Change</b>
<b>Source of Funds:</b>								
Revenue from Other Agencies	33,126	29,851	12,000	16,222	12,000	-26%	12,000	0%
Charges for Services	155,740	137,773	114,000	132,156	114,000	-14%	114,000	0%
Other	8,076	67,661	2,000	22,657	2,000	-91%	2,000	0%
Transfer In – Byrne Grant	25,000	50,000	0	25,000	0	-100%	25,000	100%
<b>Total Source of Funds</b>	<b>221,942</b>	<b>285,285</b>	<b>128,000</b>	<b>196,035</b>	<b>128,000</b>	<b>-35%</b>	<b>153,000</b>	<b>20%</b>
<b>Use of Funds:</b>								
Personnel	1,730,384	1,765,660	1,864,505	1,857,883	2,013,955	8%	2,158,700	7%
Services & Supplies	1,070,058	1,118,944	1,140,934	1,175,534	1,521,442	29%	1,403,042	-8%
Internal Services	787,241	812,164	877,289	899,821	1,062,052	18%	1,077,629	1%
<b>Total Use of Funds</b>	<b>3,587,683</b>	<b>3,696,768</b>	<b>3,882,728</b>	<b>3,933,238</b>	<b>4,597,449</b>	<b>17%</b>	<b>4,639,371</b>	<b>1%</b>

**CITY OF ANTIOCH  
2015-17 OPERATING BUDGET**



**GENERAL FUND – DEPARTMENTAL BUDGETS**

**POLICE RESERVES (100-3120)**

Police Reserves provide a uniformed volunteer police unit to augment the Community Policing Bureau in performing day-to-day functions. Police Reserves also provide policing for various City and Civic events.

**Significant Changes 2015-2016**

As noted in last year's report, due to P.O.S.T. requirements of police reserve officers, many agencies, including APD have seen a decrease in their reserve numbers. Recruitment efforts were not positive, and we continue to focus our resources into hiring and training fulltime officers. Our numbers continue to dwindle. This program is slowly being phased out through attrition.

**2014-2015 Accomplishments:**

- The number of service hours by reserve officer is on pace to increase between 10 and 13%.
- Continued to use police reserves to assist community policing personnel with special projects.
- Reserves supplemented holiday patrols and worked special events.
- Police reserves were assigned to 72 hour tows on city streets.
- Police reserves assisted in the eradication of several homeless encampments in conjunction with NIS.

**2016 & 2017 Objectives:**

- Continue to use police reserves to assist community policing personnel with special projects.
- Use police reserves to supplement holiday patrols and working special events.
- Continue to use police reserves for 72 hour tows on city streets.
- Assess the viability of recruiting and hiring additional police reserves personnel.

<b>POLICE RESERVES (100-3120)</b>								
	<b>2012-13 Actual</b>	<b>2013-14 Actual</b>	<b>2014-15 Budget</b>	<b>2014-15 Revised</b>	<b>2015-16 Proposed</b>	<b>% Change</b>	<b>2016-17 Proposed</b>	<b>% Change</b>
<b>Use of Funds:</b>								
Personnel	2,060	1,416	2,106	5,640	2,111	-63%	2,117	0%
Services & Supplies	0	0	250	250	250	0%	250	0%
Internal Services	5,627	5,161	5,873	6,127	7,832	28%	8,053	3%
<b>Total Use of Funds</b>	<b>7,687</b>	<b>6,577</b>	<b>8,229</b>	<b>12,017</b>	<b>10,193</b>	<b>-15%</b>	<b>10,420</b>	<b>2%</b>

**CITY OF ANTIOCH  
2015-17 OPERATING BUDGET**



**GENERAL FUND – DEPARTMENTAL BUDGETS**

**PRISONER CUSTODY (100-3130)**

Prisoner Custody provides for all prisoner custody services, booking, custody transportation and property security. This program is also in charge of maintenance of supplies for the jail.

**2014-2015 Accomplishments:**

- Completed succession planning for supervisors of this division.
- Implemented a new more efficient registrant procedure.
- Jail personnel attended and successfully completed departmental weaponless defense classes.
- The Temporary Holding Facility manual was updated.
- The server for the holding facility video and audio system was replaced.
- CSO/Jailers attended PC290 Registrant class.
- CSO Jailers attended a CODIS class.

**2016 & 2017 Objectives:**

- Assess the need and feasibility of requesting the authorization to hire and train additional civilian jail personnel.
- Expand the training of the civilian jail personnel to include writing reports, towing vehicles and assisting at the front counter.
- Assess the need for capital improvements in the Temporary Holding Facility.
- Provide safety skills schools for the non-sworn staff dealing with prisoners.
- Continue succession planning for the supervisors and managers of this division.
- Continue to ensure the jail facility and transport vehicles are properly maintained.

<b>POLICE PRISONER CUSTODY (100-3130)</b>								
	<b>2012-13 Actual</b>	<b>2013-14 Actual</b>	<b>2014-15 Budget</b>	<b>2014-15 Revised</b>	<b>2015-16 Proposed</b>	<b>% Change</b>	<b>2016-17 Proposed</b>	<b>% Change</b>
<b>Source of Funds:</b>								
Booking Fee Reimbursements	2,820	2,256	5,000	5,000	5,000	0%	5,000	0%
<b>Total Source of Funds</b>	<b>2,820</b>	<b>2,256</b>	<b>5,000</b>	<b>5,000</b>	<b>5,000</b>	<b>0%</b>	<b>5,000</b>	<b>0%</b>
<b>Use of Funds:</b>								
Personnel	508,779	372,592	507,215	449,925	550,510	22%	598,424	9%
Services & Supplies	1,433	1,733	1,846	2,596	64,301	2377%	64,301	0%
Internal Services	27,950	33,661	39,553	39,089	54,281	39%	53,678	-1%
<b>Total Use of Funds</b>	<b>538,162</b>	<b>407,986</b>	<b>548,614</b>	<b>491,610</b>	<b>669,092</b>	<b>36%</b>	<b>716,403</b>	<b>7%</b>

**CITY OF ANTIOCH  
2015-17 OPERATING BUDGET**



**GENERAL FUND – DEPARTMENTAL BUDGETS**

---

**COMMUNITY POLICING BUREAU (100-3150)**

The Community Policing Bureau provides general police services and responds to emergency calls to crimes in progress. Community Policing investigates crimes and investigates traffic accidents and enforces traffic laws and provides preventive patrol.

The Community Policing Bureau has been designed to promote a partnership with the community city-wide, and together identify community needs and resolve problems through practice and problem-solving approaches.

**2014-2015 Accomplishments:**

- Continued enforcement operations; targeting violent crime and areas prone to violent crime increasing the frequency to weekly.
- Expanded and streamlined the FTO program.
- Succession planning/reorganization/promotions/and mentoring continued to be a priority especially in light of our hiring and attrition rates.
- Replaced our expired ballistic shields.
- Updated our SWAT tactical ballistic vests, helmets and communications equipment.
- Purchased new SWAT Sniper rifles and breaching shotguns.
- Recruited and trained a canine officer due to a vacancy in the unit.
- Reduced violent crime 9.7% compared to calendar year 2013.

**2015-2016 Objectives:**

- Continue weekly enforcement operations; targeting violent crime and areas prone to violent crime.
- Participate in the VSET in an effort to lower our vehicle thefts.
- Continue to move forward with succession planning/reorganization/promotions/mentoring.
- Deploy a two officer proactive unit in the Sycamore Dr. corridor in an effort to reduce violent crime.
- Recruit a canine handler and purchase and train a new canine in order to fill a vacancy in the unit.

**2016-2017 Objectives:**

- Continue to move forward with succession planning/reorganization/promotions/mentoring.
- Assess the viability of increasing officers assigned to the proactive unit and expand to other areas of the city.
- Assess the need and feasibility of purchasing new equipment such as patrol bicycles, electric and/or gas motorcycles, and surveillance and detection equipment.
- Evaluate the feasibility of assigning officers on a fulltime basis to a gang unit.

**CITY OF ANTIOCH  
2015-17 OPERATING BUDGET**



**GENERAL FUND – DEPARTMENTAL BUDGETS**

<b>POLICE COMMUNITY POLICING (100-3150)</b>								
	<b>2012-13</b>	<b>2013-14</b>	<b>2014-15</b>	<b>2014-15</b>	<b>2015-16</b>	<b>%</b>	<b>2016-17</b>	<b>%</b>
	<b>Actual</b>	<b>Actual</b>	<b>Budget</b>	<b>Revised</b>	<b>Proposed</b>	<b>Change</b>	<b>Proposed</b>	<b>Change</b>
<b>Source of Funds:</b>								
Taxes – Measure C	0	898,689	4,300,847	4,300,847	4,484,392	4%	4,663,350	4%
Taxes - PSAF	521,802	513,413	500,000	515,000	515,000	0%	520,000	1%
Fines & Penalties	7,004	191	100	6,000	7,000	17%	8,000	14%
Rev. from Other Agencies	80,228	143,990	364,655	392,729	580,173	48%	447,173	-23%
Other	0	11,621	0	18	0	-100%	0	0%
Transfers In	613,267	694,485	676,000	676,057	738,000	9%	780,000	6%
<b>Total Source of Funds</b>	<b>1,222,301</b>	<b>2,262,389</b>	<b>5,841,602</b>	<b>5,890,651</b>	<b>6,324,565</b>	<b>7%</b>	<b>6,418,523</b>	<b>1%</b>
<b>Use of Funds:</b>								
Personnel	13,194,391	14,442,637	17,795,870	16,703,099	18,608,508	11%	20,304,695	9%
Services & Supplies	685,942	663,494	945,652	1,073,889	1,366,601	27%	1,038,370	-24%
Internal Services	703,710	847,666	1,050,093	1,042,815	1,414,652	36%	1,409,509	0%
<b>Total Use of Funds</b>	<b>14,584,043</b>	<b>15,953,797</b>	<b>19,791,615</b>	<b>18,819,803</b>	<b>21,389,761</b>	<b>14%</b>	<b>22,752,574</b>	<b>6%</b>

**CITY OF ANTIOCH  
2015-17 OPERATING BUDGET**



**GENERAL FUND – DEPARTMENTAL BUDGETS**

**TRAFFIC BUREAU (100-3160)**

The Traffic Bureau provides for enforcement of moving traffic violations and parking violations. The Bureau directs traffic to ensure proper traffic flow, investigates major and fatal accidents, enforces driving under the influence violations and investigates traffic complaints. The Bureau works closely with the Community Policing Bureau to suppress traffic problems in target areas. As a result of short staffing levels in the Community Policing Bureau, the Traffic Bureau was disbanded and the traffic officers were integrated into the Community Policing Bureau during FY 10-11; one officer has been reinstated to this bureau in late fiscal year 2015.

**2014-2015 Accomplishments:**

- The new Traffic Sergeant has been trained.
- We conducted several targeted DUI patrols, party patrols, DUI checkpoints and undercover operations regarding alcohol violations.
- Continued alcohol abuse prevention and enforcement efforts the Strategic Prevention Framework – State Incentive Grant.

**2016 & 2017 Objectives:**

- Train the new traffic Corporal, Sergeant and Lieutenant regarding the principals involved in the Strategic Prevention Framework – State Incentive Grant.
- Conduct several targeted DUI and party patrols.
- Continue to work with SIG for the remainder of the grant on underage drinking.
- Conduct periodic directed traffic enforcement throughout the city.
- Assess the feasibility of outsourcing of the management of our tow services to a private vendor and if appropriate, implement.
- Reestablish the traffic unit and assign officer(s) fulltime.
- Train the new officers assigned to the traffic unit.
- Evaluate and if necessary purchase new equipment such as motorcycles and items used to enhance traffic investigation and enforcement.

<b>POLICE TRAFFIC (100-3160)</b>								
	<b>2012-13</b>	<b>2013-14</b>	<b>2014-15</b>	<b>2014-15</b>	<b>2015-16</b>	<b>%</b>	<b>2016-17</b>	<b>%</b>
	<b>Actual</b>	<b>Actual</b>	<b>Budget</b>	<b>Revised</b>	<b>Proposed</b>	<b>Change</b>	<b>Proposed</b>	<b>Change</b>
<b>Source of Funds:</b>								
Vehicle Code Fines	31,396	67,424	35,000	35,000	35,000	0%	35,000	0%
Abatement Fees	0	100	0	100	0	0%	0	0%
<b>Total Source of Funds</b>	<b>31,396</b>	<b>67,524</b>	<b>35,000</b>	<b>35,100</b>	<b>35,000</b>	<b>0%</b>	<b>35,000</b>	<b>0%</b>
<b>Use of Funds:</b>								
Personnel	857,309	503,963	0	0	224,317	100%	240,514	7%
Services & Supplies	10,296	11,419	0	0	0	0%	0	0%
Internal Services	46,980	56,125	0	0	0	0%	0	0%
<b>Total Use of Funds</b>	<b>914,585</b>	<b>571,507</b>	<b>0</b>	<b>0</b>	<b>224,317</b>	<b>0%</b>	<b>240,514</b>	<b>7%</b>

**CITY OF ANTIOCH  
2015-17 OPERATING BUDGET**



**GENERAL FUND – DEPARTMENTAL BUDGETS**

**INVESTIGATION BUREAU (100-3170)**

The Investigation Bureau provides investigative follow-up to those crimes which cannot be resolved at patrol level. Detectives are assigned to burglary, robbery, homicide, sex offenses, checks and juvenile crimes. Additionally, they prepare cases for referral to the District Attorney's office for prosecution.

**2014-2015 Accomplishments:**

- Maintained Investigations Bureau staffing levels notwithstanding promotions and regular attrition.
- Promoted a Persons Crime Detective to a Field Services Corporal.
- Cleared the majority of our major crimes (homicide, sexual assault, kidnapping) cases.
- Updated Cellbrite (Technology used to forensically process cellular/smart phones) equipment to latest version.

**2016 & 2017 Objectives:**

- Increase Investigations Bureau staffing levels to include a dedicated CSO position.
- Continue to develop future leaders.
- Increase clearance rates.
- Look at emerging technologies in Intelligence Led Policing to assist with investigations.

<b>POLICE INVESTIGATION (100-3170)</b>								
	<b>2012-13 Actual</b>	<b>2013-14 Actual</b>	<b>2014-15 Budget</b>	<b>2014-15 Revised</b>	<b>2015-16 Proposed</b>	<b>% Change</b>	<b>2016-17 Proposed</b>	<b>% Change</b>
<b>Source of Funds:</b>								
AB109 Reimbursement	0	130,500	130,000	130,500	130,500	0%	130,500	0%
Other	0	0	0	1,014	0	-100%	0	0%
<b>Total Source of Funds</b>	<b>0</b>	<b>130,500</b>	<b>130,000</b>	<b>131,514</b>	<b>130,500</b>	<b>0%</b>	<b>130,500</b>	<b>0%</b>
<b>Use of Funds:</b>								
Personnel	1,973,714	2,129,357	2,785,280	3,009,554	3,251,404	8%	3,487,434	7%
Services & Supplies	507,672	492,105	476,734	480,924	524,439	9%	555,890	6%
Internal Services	108,123	130,197	151,682	150,471	205,243	36%	204,141	-1%
<b>Total Use of Funds</b>	<b>2,589,509</b>	<b>2,751,659</b>	<b>3,413,696</b>	<b>3,640,949</b>	<b>3,981,086</b>	<b>9%</b>	<b>4,247,465</b>	<b>7%</b>



**CITY OF ANTIOCH  
2015-17 OPERATING BUDGET**



**GENERAL FUND – DEPARTMENTAL BUDGETS**

**SPECIAL OPERATIONS UNIT (SOU) (100-3175)**

This unit was formerly known as the Narcotics Bureau, which provided investigative follow-up to those narcotics and vice-related cases which could not be resolved by field services personnel. Due to a significant reduction in staffing, this unit has been re-named; with a primary focus and efforts being placed on fugitive apprehension and high-risk searches.

**2014-2015 Accomplishments:**

- Increased the number of proactive details to include a monthly Investigations Operation along with assisting in the Gang and SWAT proactive details.
- Promoted the Special Operations Sergeant to Lieutenant
- Continued to work Alcohol Decoy Programs and Bar Compliance Checks in conjunction with the Strategic Prevention Framework – State Incentive Grant.
- Continued to work Narcotics and Vice cases along with Fugitive Apprehension and High-Risk Search Operations.
- Assigned one detective to work with the Safe Streets Violent Crime Task Force for Contra Costa County.
- Renewed lease for new undercover vehicles.

**2016 & 2017 Objectives:**

- Increase the current staffing levels of personnel assigned to the SOU from 2 to 4 and continue to assess need and capability of increasing beyond.
- Replace outdated and malfunctioning surveillance and safety equipment.
- Continue to work with outside agencies (including the Safe Streets Task Force) in large scale Narcotics, Gang, and Dangerous Weapons related investigations.
- Look toward future technology and equipment needs.

<b>POLICE SPECIAL OPERATIONS UNIT (100-3175)</b>								
	<b>2012-13 Actual</b>	<b>2013-14 Actual</b>	<b>2014-15 Budget</b>	<b>2014-15 Revised</b>	<b>2015-16 Proposed</b>	<b>% Change</b>	<b>2016-17 Proposed</b>	<b>% Change</b>
<b>Use of Funds:</b>								
Personnel	938,606	928,467	895,270	843,570	891,130	6%	954,125	7%
Services & Supplies	28,898	26,300	32,536	32,536	37,192	14%	38,327	3%
Internal Services	48,740	58,691	68,350	67,810	92,434	36%	91,959	-1%
<b>Total Use of Funds</b>	<b>1,016,244</b>	<b>1,013,458</b>	<b>996,156</b>	<b>943,916</b>	<b>1,020,756</b>	<b>8%</b>	<b>1,084,411</b>	<b>6%</b>

**CITY OF ANTIOCH  
2015-17 OPERATING BUDGET**



**GENERAL FUND – DEPARTMENTAL BUDGETS**

**COMMUNICATIONS BUREAU (100-3180)**

Communications (police dispatch) provides emergency and non-emergency dispatch services and directs citizens to the proper service providers. Communications also coordinates communications during critical incidents and contracts these services for the City of Brentwood.

**2014-2015 Accomplishments:**

- Upgraded data modems in vehicles to 4G wireless.
- Purchased and installed a new 911 phone system. This new system included an additional 911 line, as well as several additional administrative and business lines.
- Recruited and hired dispatcher to fill all vacancies.

**2016 & 2017 Objectives:**

- Hire a permanent Dispatch Supervisor.
- Upgrade vehicle modems to comply with two-factor identification security mandates (note: the original time mandate by the state has been lifted).
- Assess staffing and training needs in dispatch.
- Update the dispatch center in order to implement EBRCS.
- Train dispatch personnel on the use of EBRCS.
- Continue to recruit and hire dispatch personnel in order to keep up with attrition.
- Assess the viability of receiving 911 texts.
- Look toward future technology and equipment needs.
- Assess staffing and training needs in dispatch.

<b>POLICE COMMUNICATIONS (100-3180)</b>								
	<b>2012-13 Actual</b>	<b>2013-14 Actual</b>	<b>2014-15 Budget</b>	<b>2014-15 Revised</b>	<b>2015-16 Proposed</b>	<b>% Change</b>	<b>2016-17 Proposed</b>	<b>% Change</b>
<b>Source of Funds:</b>								
Police Services 911 Brentwood	703,087	762,017	777,822	777,822	824,492	6%	400,000	-51%
<b>Total Source of Funds</b>	<b>703,087</b>	<b>762,017</b>	<b>777,822</b>	<b>777,822</b>	<b>824,492</b>	<b>6%</b>	<b>400,000</b>	<b>-51%</b>
<b>Use of Funds:</b>								
Personnel	1,903,123	1,912,007	2,290,599	2,145,270	2,417,790	13%	2,569,000	6%
Services & Supplies	308,321	336,723	2,204,543	2,204,543	457,185	-79%	481,965	5%
Internal Services	116,863	139,327	160,252	159,604	212,230	33%	212,273	0%
<b>Total Use of Funds</b>	<b>2,328,307</b>	<b>2,388,057</b>	<b>4,655,394</b>	<b>4,509,417</b>	<b>3,087,205</b>	<b>-32%</b>	<b>3,263,238</b>	<b>6%</b>

**CITY OF ANTIOCH  
2015-17 OPERATING BUDGET**



**GENERAL FUND – DEPARTMENTAL BUDGETS**

---

**OFFICE OF EMERGENCY MANAGEMENT (100-3185)**

The Office of Emergency Management has the essential service responsibility for "disaster preparedness" in our community. This section will develop, maintain and coordinate current emergency preparedness plans that will help mitigate the effects of potential man-made and natural disasters. A useful plan is one that will support efficiency by dividing up the overall problem into manageable tasks and assigning similar types of tasks to defined organizational elements. This will allow each organizational element to focus on specific missions as part of an overall team.

**2014-2015 Accomplishments:**

- Provided presentations to community groups related to disaster preparedness.
- Worked in conjunction with the east county CERT organizers continuing our partnership for the purposes of expanding the training of volunteers in the area of emergency services.
- Conducted table top disaster preparedness exercises for applicable City staff.
- Incorporated the Red Cross into trainings.
- Completed and updated draft of the city- wide Emergency Operations Plan.
- Designated and stocked the EOC storage area.
- Incorporated AUSD into annual trainings.

**2016 & 2017 Objectives:**

- Continue to provide presentations to community groups related to disaster preparedness.
- Expand our role in conjunction with east county CERT for the purposes of training volunteers in the area of emergency services.
- Conduct table top disaster preparedness exercise for applicable City staff.
- Continue to Incorporate the Red Cross into trainings.
- Present an updated city- wide Emergency Operations Plan for Council approval.
- Acquire and incorporate the use of computers with in the EOC system.
- Refurbish or relocate the current secondary EOC.
- Conduct training at secondary EOC.

**CITY OF ANTIOCH  
2015-17 OPERATING BUDGET**



**GENERAL FUND – DEPARTMENTAL BUDGETS**

<b>POLICE OFFICE OF EMERGENCY MANAGEMENT (100-3185)</b>								
	<b>2012-13</b>	<b>2013-14</b>	<b>2014-15</b>	<b>2014-15</b>	<b>2015-16</b>	<b>%</b>	<b>2016-17</b>	<b>%</b>
	<b>Actual</b>	<b>Actual</b>	<b>Budget</b>	<b>Revised</b>	<b>Proposed</b>	<b>Change</b>	<b>Proposed</b>	<b>Change</b>
<b>Source of Funds:</b>								
Donations	400	0	0	0	0	0%	0	0%
<b>Total Source of Funds</b>	<b>400</b>	<b>0</b>	<b>0</b>	<b>0</b>	<b>0</b>	<b>0%</b>	<b>0</b>	<b>0%</b>
<b>Use of Funds:</b>								
Services & Supplies	8,024	13,733	26,527	26,527	26,535	0%	26,535	0%
Internal Services	(6,427)	(10,110)	(23,153)	(23,207)	(21,271)	-8%	(21,371)	0%
<b>Total Use of Funds</b>	<b>1,597</b>	<b>3,623</b>	<b>3,374</b>	<b>3,320</b>	<b>5,264</b>	<b>59%</b>	<b>5,164</b>	<b>-2%</b>

**CITY OF ANTIOCH  
2015-17 OPERATING BUDGET**



**GENERAL FUND – DEPARTMENTAL BUDGETS**

**COMMUNITY VOLUNTEER PROGRAM/CRIME PREVENTION COMMISSION/CHAPLAINCY (100-3195)**

The Volunteer Program supports police services, while providing the citizens an opportunity to actively support their community. These opportunities will involve clerical support, vacation patrols, crime prevention and community awareness presentations.

The Antioch Police Crime Prevention Commission is composed of seven members who are appointed by the Mayor. Their purpose is to organize and facilitate Antioch's Crime Prevention Program through the Neighborhood Watch Program.

The Chaplaincy Program is a ministry of ordained volunteer clergy to support the employees of Antioch Police Department and the citizens of Antioch during crisis/non-crisis situations.

**2014-2015 Accomplishments:**

- Complete another VIPS academy.
- Ten Additional VIPS were added to the program.
- Increased the number of police explorers.

**2016 & 2017 Objectives:**

- Host another VIPS academy.
- Host Citizen's Academy.
- Expand the decoy car program.
- Fill 2 vacancies on the Crime Prevention Commission.
- Expand the duties assigned to VIPS personnel and continue to assess if appropriate to expand the duties of VIPS personnel.
- Increase the number of Explorers.

<b>POLICE COMMUNITY VOLUNTEERS (100-3195)</b>								
	<b>2012-13</b>	<b>2013-14</b>	<b>2014-15</b>	<b>2014-15</b>	<b>2015-16</b>	<b>%</b>	<b>2016-17</b>	<b>%</b>
	<b>Actual</b>	<b>Actual</b>	<b>Budget</b>	<b>Revised</b>	<b>Proposed</b>	<b>Change</b>	<b>Proposed</b>	<b>Change</b>
<b>Source of Funds:</b>								
Donations	295	311	0	241	0	-100%	0	0%
Transfer In – Byrne Grant	22,136	56,280	25,170	19,987	45,010	125%	48,052	0%
<b>Total Source of Funds</b>	<b>22,431</b>	<b>56,591</b>	<b>25,170</b>	<b>20,228</b>	<b>45,010</b>	<b>123%</b>	<b>48,052</b>	<b>0%</b>
<b>Use of Funds:</b>								
Personnel	58,682	62,186	64,925	65,027	70,125	8%	74,813	7%
Services & Supplies	12,486	10,624	12,800	12,698	18,686	47%	19,130	2%
Internal Services	2,883	3,316	3,939	3,892	5,431	40%	5,304	-2%
<b>Total Use of Funds</b>	<b>74,051</b>	<b>76,126</b>	<b>81,664</b>	<b>81,617</b>	<b>94,242</b>	<b>15%</b>	<b>99,247</b>	<b>5%</b>

**CITY OF ANTIOCH  
2015-17 OPERATING BUDGET**



**GENERAL FUND – DEPARTMENTAL BUDGETS**

**FACILITIES MAINTENANCE (100-3200)**

The primary objective of the Facilities Maintenance activity is to provide for an acceptable level of maintenance to the Police and Animal Services facilities. There are no personnel assigned to this work. Facilities maintenance work such as roof repairs, general building repairs, and necessary alterations to office, installation of building hardware, electrical wiring and janitorial maintenance are accomplished through this program. Additionally, utilities for the department are paid from this account.

**2014-2015 Accomplishments:**

- Maintained annual window and window ledge cleaning program.
- Continued to paint and maintain various areas of the interior where needed.
- Repaired the North side perimeter fence which included privacy slats for improved facility security.
- Installed new, large storage container in stored vehicle lot to house K-9 and other equipment.

**2016 & 2017 Objectives:**

- Install additional privacy slats to west side perimeter fence for improved facility security.
- Maintain annual window and window ledge cleaning program as well as various paint and other esthetic needs.
- In order to eliminate the need for rented storage containers, assess the feasibility of permanent evidence options including the possible expansion of our current evidence facility or building a detached facility on our site.
- Assess the need and feasibility of developing the remaining surge areas of the police department.
- Request the authorization of the allocation of funds in order to replace the chiller in the police department HVAC system.
- If approved, begin planning capital improvements related to the existing surge areas and possible evidence storage expansion.

<b>POLICE FACILITIES MAINTENANCE (100-3200)</b>								
	<b>2012-13 Actual</b>	<b>2013-14 Actual</b>	<b>2014-15 Budget</b>	<b>2014-15 Revised</b>	<b>2015-16 Proposed</b>	<b>% Change</b>	<b>2016-17 Proposed</b>	<b>% Change</b>
<b>Use of Funds:</b>								
Services & Supplies	410,366	468,900	533,782	533,806	554,212	4%	577,614	4%
Transfer Out	18,499	18,700	18,902	18,902	19,106	1%	19,313	1%
Internal Services	21,635	25,126	30,080	29,398	42,397	44%	41,057	-3%
<b>Total Use of Funds</b>	<b>450,500</b>	<b>512,726</b>	<b>582,764</b>	<b>582,106</b>	<b>615,715</b>	<b>6%</b>	<b>637,984</b>	<b>4%</b>

**CITY OF ANTIOCH  
2015-17 OPERATING BUDGET**



**GENERAL FUND – DEPARTMENTAL BUDGETS**

**ANIMAL CONTROL SUPPORT (100-3320)**

The City operates an animal shelter for which the Police Department has oversight. The operations of the animal shelter are accounted for in a Special Revenue Fund. A subsidy is provided by the General Fund to the Animal Control Special Revenue Fund to support operations.

**2014-2015 Accomplishments:**

- Added several different rescue groups to their list of agencies to assist with animal adoptions. Most recently, the Animal Rescue Foundation (ARF) was added to the list of assisting organizations.
- Decreased euthanasia by over 10%.
- Have begun working with various animal advocacy groups to resolve issue related to feral cats.
- Increased public education through social media (Facebook, City Webpage, etc.).

**2016 & 2017 Objectives:**

- Increase allotted hours for ACA's and staffing levels.
- Continue to decrease euthanasia.
- Increase facility upkeep and maintenance.
- Increase out of state adoptions.
- Start an on-site dog training program.
- Finalize the feral cat issue.
- Assess the feasibility of expanding the Animal Services Facility.
- Explore additional funding options to enhance our volunteer program.
- Continue to refine existing programs

<b>POLICE ANIMAL CONTROL SUPPORT (100-3320)</b>								
	<b>2012-13</b>	<b>2013-14</b>	<b>2014-15</b>	<b>2014-15</b>	<b>2015-16</b>	<b>%</b>	<b>2016-17</b>	<b>%</b>
	<b>Actual</b>	<b>Actual</b>	<b>Budget</b>	<b>Revised</b>	<b>Proposed</b>	<b>Change</b>	<b>Proposed</b>	<b>Change</b>
<b>Use of Funds:</b>								
Transfer Out to Animal Control	417,195	475,708	521,565	505,688	508,521	1%	538,108	6%
<b>Total Use of Funds</b>	<b>417,195</b>	<b>475,708</b>	<b>521,565</b>	<b>505,688</b>	<b>508,521</b>	<b>1%</b>	<b>538,108</b>	<b>6%</b>

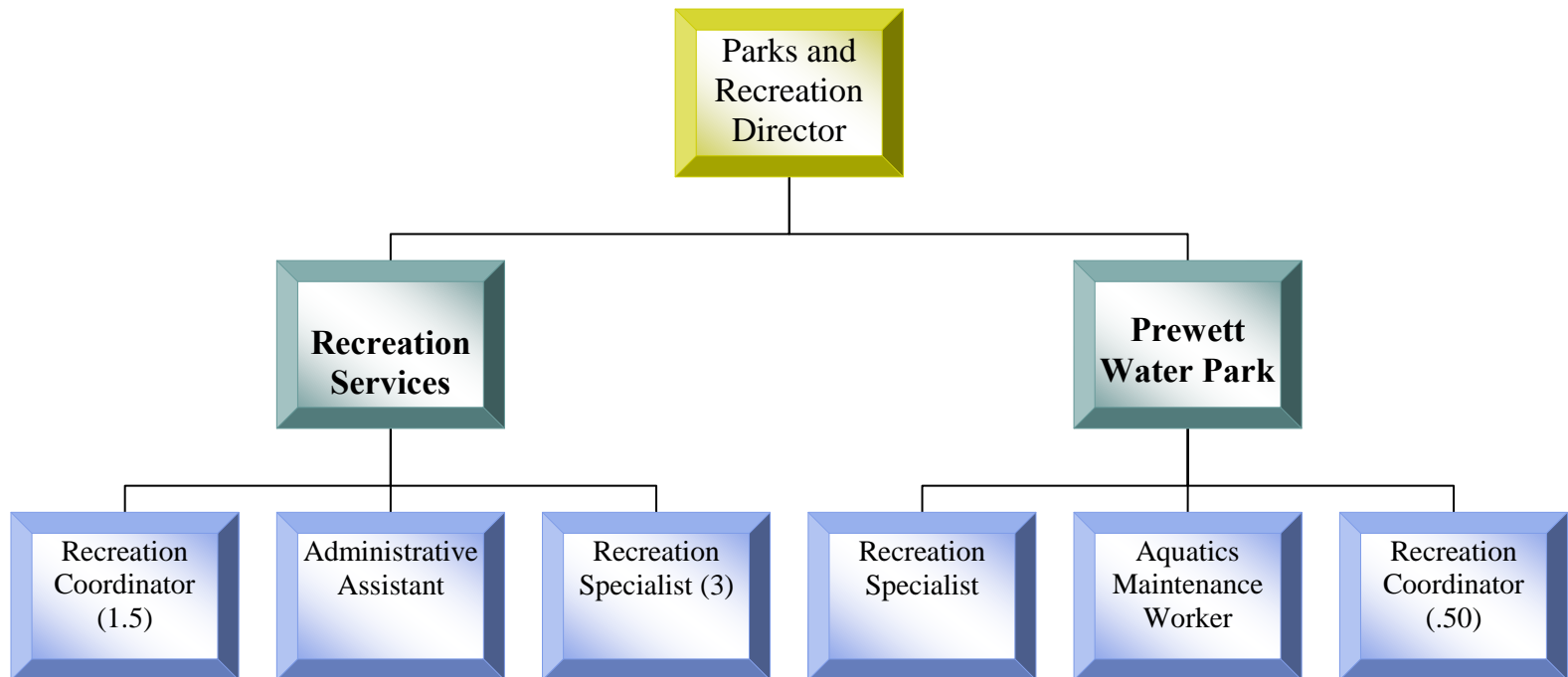
**CITY OF ANTIOCH  
2015-17 OPERATING BUDGET**



**GENERAL FUND – DEPARTMENTAL BUDGETS**

**RECREATION DEPARTMENT**

Parks and Recreation provides the City's residents recreational, preschool, social and meeting space within the community. Recreation Programs are accounted for in the Recreation Special Revenue Fund and Prewett Park Enterprise Fund. The Parks and Recreation Administration division within the General Fund provides a subsidy to both these funds to support operations.



# of Funded Positions	# of Positions Filled	# Vacant Funded Positions	# Proposed New Positions
9.00*	9.00	0	0
*All positions accounted for in Funds 219 and 641.			



**CITY OF ANTIOCH  
2015-17 OPERATING BUDGET**



**GENERAL FUND – DEPARTMENTAL BUDGETS**

<b>PARK &amp; RECREATION ADMINISTRATION (100-4110)</b>								
	<b>2012-13 Actual</b>	<b>2013-14 Actual</b>	<b>2014-15 Budget</b>	<b>2014-15 Revised</b>	<b>2015-16 Proposed</b>	<b>% Change</b>	<b>2016-17 Proposed</b>	<b>% Change</b>
<b>USE OF FUNDS:</b>								
Transfer Out to Recreation Fund	368,880	505,734	545,540	570,558	652,370	14%	661,515	1%
Transfer Out to Prewett Park Fund	334,525	413,500	284,500	325,955	328,800	1%	351,105	7%
<b>Total Use of Funds</b>	<b>703,405</b>	<b>919,234</b>	<b>830,040</b>	<b>896,513</b>	<b>981,170</b>	<b>9%</b>	<b>1,012,620</b>	<b>3%</b>

**CITY OF ANTIOCH  
2015-17 OPERATING BUDGET**



**GENERAL FUND – DEPARTMENTAL BUDGETS**

---

**COMMUNITY DEVELOPMENT DEPARTMENT**

The Community Development Department's goal is to protect and enhance Antioch's cultural, environmental and historic resources, while contributing to the development of a healthy economy by conducting modern, efficient and equitable capital improvement program, community planning, zoning, building inspection, code compliance and housing activities to ensure proper growth and development for the City's residents. These goals are carried out through the following divisions:

Community Development Administration  
Land Planning Services  
Code Enforcement  
Building Inspection Services

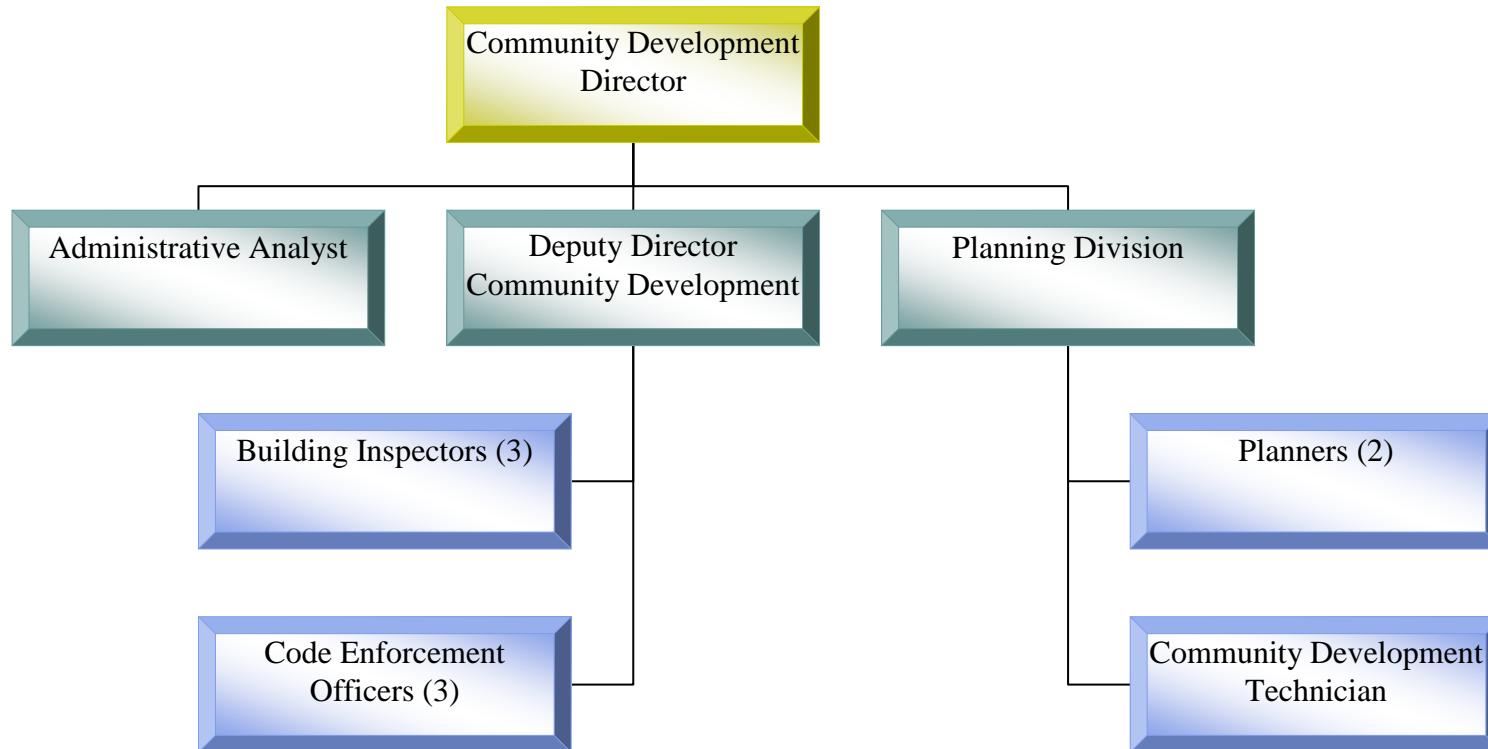
Each Division is involved in the development and implementation of plans and programs that will guide the community in the years ahead and protect its quality of life.

**CITY OF ANTIOCH  
2015-17 OPERATING BUDGET**



**GENERAL FUND – DEPARTMENTAL BUDGETS**

**COMMUNITY DEVELOPMENT DEPARTMENT – GENERAL FUND**



# of Funded Positions	# of Positions Filled	# Vacant Funded Positions	# Proposed New Positions
9.00	7.00	2.00	0

**CITY OF ANTIOCH  
2015-17 OPERATING BUDGET**



**GENERAL FUND – DEPARTMENTAL BUDGETS**

<b>COMMUNITY DEVELOPMENT SUMMARY</b>								
	<b>2012-13 Actual</b>	<b>2013-14 Actual</b>	<b>2014-15 Budget</b>	<b>2014-15 Revised</b>	<b>2015-16 Proposed</b>	<b>% Change</b>	<b>2016-17 Proposed</b>	<b>% Change</b>
<b>SOURCE OF FUNDS:</b>								
Taxes – Measure C	0	0	188,900	188,900	162,498	-14%	169,415	4%
Building Permits	1,148,612	1,026,273	1,000,000	800,000	800,000	0%	1,000,000	25%
Plan Checking Fees	184,952	240,559	195,000	256,000	195,000	-24%	195,000	0%
Planning Fees	14,942	17,580	14,000	15,000	14,000	-7%	14,000	0%
Pool Safety Fee	540	588	300	600	500	-17%	500	0%
Technology Fee	22,840	21,131	22,500	22,500	22,500	0%	22,500	0%
Energy Inspection Fee	23,025	21,058	22,500	22,500	22,500	0%	22,500	0%
Accessibility Fee	2,137	1,516	2,000	2,750	2,000	-27%	2,000	0%
Green Bldg Verif & Compliance	104,149	86,668	85,000	37,735	25,000	-34%	85,000	240%
Federal Grant	27,362	0	0	0	0	0%	0	0%
General Plan Maintenance Fee	41,362	34,532	18,000	12,195	5,000	-59%	10,000	100%
Reimbursement Developers	76,737	127,298	180,000	80,000	80,000	0%	80,000	0%
Assessment Fees	1,788	78,500	80,000	40,000	40,000	0%	40,000	0%
Abatement Fees	121,179	130,333	85,350	95,000	95,000	0%	95,000	0%
Donations	150	0	0	0	0	0%	0	0%
Revenue from Other Agencies	0	0	426,857	426,857	0	-100%	0	0%
Miscellaneous Revenue	26,074	25,190	34,655	20,353	11,500	-43%	38,540	235%
<b>Total Source of Funds</b>	<b>1,795,849</b>	<b>1,811,226</b>	<b>2,355,062</b>	<b>2,020,390</b>	<b>1,475,498</b>	<b>-27%</b>	<b>1,774,455</b>	<b>20%</b>
<b>USE OF FUNDS:</b>								
Personnel	970,192	1,035,974	1,305,853	1,371,915	1,665,068	21%	1,743,816	5%
Services & Supplies	440,390	493,066	1,509,116	1,432,816	610,634	-57%	516,574	-15%
Internal Services	469,615	492,095	549,510	563,285	695,963	24%	718,669	3%
<b>Total Use of Funds</b>	<b>1,880,197</b>	<b>2,021,135</b>	<b>3,364,479</b>	<b>3,368,016</b>	<b>2,971,665</b>	<b>-12%</b>	<b>2,979,059</b>	<b>0%</b>

**CITY OF ANTIOCH  
2015-17 OPERATING BUDGET**



**GENERAL FUND – DEPARTMENTAL BUDGETS**

**COMMUNITY DEVELOPMENT SUMMARY (Continued)**

	<b>Funded 2014-15</b>	<b>Funded 2015-16</b>	<b>Funded 2016-17</b>
<b>Funded FTE'S</b>			
Administration	2.00	2.00	2.00
Land Planning Services	3.00	3.00	3.00
Code Enforcement	3.60	3.60	3.60
Building Inspection	3.40	3.40	3.40
<b>Total Community Development Funded FTE's</b>	<b>12.00</b>	<b>12.00</b>	<b>12.00</b>

**CITY OF ANTIOCH  
2015-17 OPERATING BUDGET**



**GENERAL FUND – DEPARTMENTAL BUDGETS**

**COMMUNITY DEVELOPMENT ADMINISTRATION (100-5110)**

This Division includes funding for a Community Development Director and one Administrative Analyst. It provides management and oversight of the City's Planning, Building, Code Enforcement, Community Development Block Grant, Neighborhood Stabilization, and low/moderate income housing programs. The Director position is currently staffed with an Interim Director while recruitment is underway for a permanent replacement.

**2014-2015 Accomplishments:**

- Implemented goals of the City Council strategic plan by providing guidance for long and short term actions items for all Divisions in the Department.
- Identified both cost saving and revenue generating measures while striving to be a business friendly Department.
- Provided management leadership and support to employees endeavoring to provide service with limited resources.

**2016 & 2017 Objectives:**

- Continue to implement goals of the City Council strategic plan by providing guidance for long and short term action items for all Divisions in the Department.
- Continue to identify both cost saving and revenue generating measures while striving to be a business friendly Department.
- Upgrade Department project/permitting software with the goal of adding electronic plan submittal, permit issuance, internet inspection requests and payment to the Department's capabilities.

<b>COMMUNITY DEVELOPMENT ADMINISTRATION (100-5110)</b>								
	<b>2012-13 Actual</b>	<b>2013-14 Actual</b>	<b>2014-15 Budget</b>	<b>2014-15 Revised</b>	<b>2015-16 Proposed</b>	<b>% Change</b>	<b>2016-17 Proposed</b>	<b>% Change</b>
<b>Source of Funds:</b>								
Other	0	0	11,655	2,000	2,000	0%	15,540	677%
<b>Total Source of Funds</b>	<b>0</b>	<b>0</b>	<b>11,655</b>	<b>2,000</b>	<b>2,000</b>	<b>100%</b>	<b>15,540</b>	<b>677%</b>
<b>Use of Funds:</b>								
Personnel	304,793	337,166	375,313	433,362	430,062	-1%	449,380	4%
Services & Supplies	102,434	102,883	102,302	102,302	133,453	30%	137,674	3%
Internal Services	190,255	177,872	201,372	208,529	250,692	20%	261,515	4%
<b>Total Use of Funds</b>	<b>597,482</b>	<b>617,921</b>	<b>678,987</b>	<b>744,193</b>	<b>814,207</b>	<b>9%</b>	<b>848,569</b>	<b>4%</b>
Funded FTE's	2.00	2.00	2.00	2.00	2.00		2.00	

**CITY OF ANTIOCH  
2015-17 OPERATING BUDGET**



**GENERAL FUND – DEPARTMENTAL BUDGETS**

**LAND PLANNING SERVICES DIVISION (100-5130)**

This Division is the central point for the review and processing of all development applications, including rezoning, use permits, variances, design review, planned developments, tentative maps, etc. Staff is responsible for assuring compliance with California Environmental Quality Act (CEQA) and applicable General Plan requirements and provides staff support for the Planning Commission. The planning staff is also responsible for the long-range planning of the community, including updating the General Plan and the preparation of specific plans for future growth areas and coordinating with the planning activities of surrounding jurisdictions and the County. The division is staffed by one Senior Planner and one Associate Planner.

**2014-2015 Accomplishments:**

- Completed the Housing Element Update.
- Initiated development of the Downtown Specific Plan.
- Initiated the General Plan Land Use Element and Zoning Code update.

**2016 & 2017 Objectives:**

- Complete the Downtown Specific Plan.
- Continue to process land use requests and provide assistance on the annexation of Area 2A as directed by Council.
- Adopt zoning requirements for annexation Area 2b.
- Continue to provide the best service possible given reduced staffing levels.
- Revise General Plan Land Use Element and update Zoning Ordinance.
- Upgrade project tracking software.

<b>COMMUNITY DEVELOPMENT LAND PLANNING SERVICES (100-5130)</b>								
	<b>2012-13 Actual</b>	<b>2013-14 Actual</b>	<b>2014-15 Budget</b>	<b>2014-15 Revised</b>	<b>2015-16 Proposed</b>	<b>% Change</b>	<b>2016-17 Proposed</b>	<b>% Change</b>
<b>Source of Funds:</b>								
Charges for Services	147,566	155,145	117,000	173,195	104,000	-40%	109,000	5%
Revenue from Other Agencies	0	0	426,857	426,857	0	-100%	0	0%
Other	76,737	127,298	180,000	80,000	80,000	0%	80,000	0%
<b>Total Source of Funds</b>	<b>224,303</b>	<b>282,443</b>	<b>723,857</b>	<b>680,052</b>	<b>184,000</b>	<b>-73%</b>	<b>189,000</b>	<b>3%</b>
<b>Use of Funds:</b>								
Personnel	197,602	209,271	348,645	351,130	410,872	17%	433,607	6%
Services & Supplies	97,115	191,088	962,903	865,203	219,073	-75%	119,548	-45%
Internal Services	127,621	134,294	153,434	156,687	192,216	23%	203,194	6%
<b>Total Use of Funds</b>	<b>422,338</b>	<b>534,653</b>	<b>1,464,982</b>	<b>1,373,020</b>	<b>822,161</b>	<b>-40%</b>	<b>756,349</b>	<b>-8%</b>
Funded FTE's	2.00	2.00	3.00	3.00	3.00		3.00	

**CITY OF ANTIOCH  
2015-17 OPERATING BUDGET**



**GENERAL FUND – DEPARTMENTAL BUDGETS**

---

**CODE ENFORCEMENT (100-5140)**

The Code Enforcement Divisions primary enforcement efforts are directed toward unsecure, unoccupied residential properties and the accumulation of trash and debris on both occupied and unoccupied properties and abandoned vehicles on private property. There are 3 Code Enforcement Officer positions and the Division operations are overseen by the Deputy Director of Community Development. Current staff consists of 2 full-time contract Code Enforcement Officers and 2 part time clerical staff who maintain the lien and assessment cost recovery program. The Division is in the process of hiring 3 full-time City employee Code Enforcement Officers thus phasing out the contract positions.

**2014-2015 Accomplishments:**

- A third contract Code Enforcement Officer was added with Measure C funds in fiscal year 2014-15.
- Began the recruitment process to fill the three contract positions with full time city employees.
- Staff has assisted with the creation and is a member of the Suburban Poverty Task Force.
- Established professional relationships with outside agencies and as a result now sit on several local task forces to maximize local resources.
- Opened 600 more cases this budget cycle compared to last.

**2016 & 2017 Objectives:**

- Hire three full time city employee Code Enforcement Officers and complete initial training programs.
- Explore the concept of an in house abatement staff.
- Create and implement programs to address illegal dumping.
- Evaluate the Graffiti Abatement Program and expand the program.
- Upgrade case tracking software.



**CITY OF ANTIOCH  
2015-17 OPERATING BUDGET**



**GENERAL FUND – DEPARTMENTAL BUDGETS**

<b>COMMUNITY DEVELOPMENT CODE ENFORCEMENT (100-5140)</b>								
	<b>2012-13 Actual</b>	<b>2013-14 Actual</b>	<b>2014-15 Budget</b>	<b>2014-15 Revised</b>	<b>2015-16 Proposed</b>	<b>% Change</b>	<b>2016-17 Proposed</b>	<b>% Change</b>
<b>Source of Funds:</b>								
Taxes – Measure C	0	0	188,900	188,900	162,498	-14%	169,415	4%
Charges for Services	122,848	208,833	165,350	135,000	135,000	0%	135,000	0%
Revenue from Other Agencies	27,362	0	0	0	0	0%	0	0%
Donations	150	0	0	0	0	0%	0	0%
Other	1,646	2,913	3,000	3,608	3,000	-17%	3,000	0%
<b>Total Source of Funds</b>	<b>152,006</b>	<b>211,746</b>	<b>357,250</b>	<b>327,508</b>	<b>300,498</b>	<b>-8%</b>	<b>307,415</b>	<b>2%</b>
<b>Use of Funds:</b>								
Personnel	69,323	60,307	128,878	119,914	315,002	163%	326,627	4%
Services & Supplies	151,460	133,559	297,886	319,286	178,613	-44%	178,925	0%
Internal Services	42,847	45,117	47,092	48,475	51,874	7%	53,150	2%
<b>Total Use of Funds</b>	<b>263,630</b>	<b>238,983</b>	<b>473,856</b>	<b>487,675</b>	<b>545,489</b>	<b>12%</b>	<b>558,702</b>	<b>2%</b>
Funded FTE's	0.40	0.40	0.60	3.60	3.60		3.60	

**CITY OF ANTIOCH  
2015-17 OPERATING BUDGET**



**GENERAL FUND – DEPARTMENTAL BUDGETS**

**BUILDING INSPECTION SERVICES DIVISION (100-5160)**

The Building Inspection Division inspects all permitted construction projects within the City which are not in the public right-of-way, enforcing standards set in the Building, Plumbing, Electrical, and Mechanical and Municipal codes. This division administers and collects development/permit fees charged by the City and other agencies; maintains the City's street address system; inspects existing structures/dwelling units for health and safety hazards when called upon; enforces State accessibility and Energy Efficiency standards; and works diligently to enforce minimum standards to safeguard life, health, property and public welfare by regulating and controlling the design, construction, quality of materials, use and occupancy of all buildings and structures within the City.

There are three Building Inspectors, one of which is assigned as the acting Building Official providing technical guidance with the Deputy Director of Community Development providing day to day management of the division.

**2014-2015 Accomplishments:**

- Provided Building Code information and guidance to our residents and developers in the office and in the field.
- Provided responsive, professional and flexible plan review, permitting and inspection services to the construction community.

**2016 & 2017 Objectives:**

- Continue to increase the competency and efficiency of the Building Division through in-house and external training and education for staff.
- Continue to provide exceptional customer service by making same day/next day inspections, timely plan review and informative, customer friendly public handouts and forms.
- Upgrade permit tracking software.

<b>COMMUNITY DEVELOPMENT BUILDING INSPECTION (100-5160)</b>								
	<b>2012-13 Actual</b>	<b>2013-14 Actual</b>	<b>2014-15 Budget</b>	<b>2014-15 Revised</b>	<b>2015-16 Proposed</b>	<b>% Change</b>	<b>2016-17 Proposed</b>	<b>% Change</b>
<b>Source of Funds:</b>								
Permits	1,148,612	1,026,273	1,000,000	800,000	800,000	0%	1,000,000	25%
Charges for Services	246,500	268,487	242,300	196,085	182,500	-7%	242,500	33%
Other	24,428	22,277	20,000	14,745	6,500	-56%	20,000	208%
<b>Total Source of Funds</b>	<b>1,419,540</b>	<b>1,317,037</b>	<b>1,262,300</b>	<b>1,010,830</b>	<b>989,000</b>	<b>-2%</b>	<b>1,262,500</b>	<b>28%</b>
<b>Use of Funds:</b>								
Personnel	398,474	429,230	453,017	467,509	509,132	9%	534,202	5%
Services & Supplies	89,381	65,536	146,025	146,025	79,495	-46%	80,427	1%
Internal Services	108,892	134,812	147,612	149,594	201,181	34%	200,810	0%
<b>Total Use of Funds</b>	<b>596,747</b>	<b>629,578</b>	<b>746,654</b>	<b>763,128</b>	<b>789,808</b>	<b>3%</b>	<b>815,439</b>	<b>3%</b>
Funded FTE's	3.40	3.40	3.40	3.40	3.40		3.40	

**This page left intentionally blank**

**CITY OF ANTIOCH  
2015-17 OPERATING BUDGET**

**SPECIAL REVENUE  
FUNDS**

**CITY OF ANTIOCH  
2015-17 OPERATING BUDGET**



**SPECIAL REVENUE FUNDS**

The City maintains thirty-two Special Revenue Funds. Special Revenue Funds are used to account for the proceeds of specific revenue sources that are restricted to expenditures for specific purposes. Each fund is listed below in the Special Revenue Funds Summary table.

<b>SUMMARY OF SPECIAL REVENUE FUNDS</b>								
<b>Special Revenue Fund Title</b>	<b>Fund #</b>	<b>Estimated Balance 7/1/15</b>	<b>Proposed Revenues</b>	<b>Proposed Expend.</b>	<b>Estimated Balance 6/30/16</b>	<b>Proposed Revenues</b>	<b>Proposed Expend.</b>	<b>Estimated Balance 6/30/17</b>
Police Federal Asset Forfeiture Fund	210	\$17,627	\$5,400	\$5,400	\$17,627	\$2,900	\$5,400	\$15,127
Delta Fair Property Fund	211	177,816	54,650	50,501	181,965	54,600	100,507	136,058
Community Develop. Block Grant (CDBG)	212	44,222	814,450	814,450	44,222	814,450	814,450	44,222
Gas Tax Fund	213	2,278,448	2,358,287	2,917,107	1,719,628	2,220,315	2,922,301	1,017,642
Animal Control Fund	214	0	871,521	871,521	0	872,108	872,108	0
Civic Arts Fund	215	13,303	34,310	46,721	892	34,310	35,114	88
Park-In Lieu Fund	216	1,252,768	116,500	6,874	1,362,394	116,500	7,380	1,471,514
Senior Bus Fund	218	208,675	5,000	8,200	205,475	5,000	8,200	202,275
Recreation Programs Fund	219	168,677	1,925,120	1,854,500	239,297	1,986,215	1,911,715	313,797
Traffic Signal Fund	220	873,743	80,000	302,516	651,227	80,000	332,517	398,710
Police Asset Forfeiture Fund	221	33,768	7,100	8,566	32,302	5,100	8,640	28,762
Measure J Growth Management Fund	222	2,404,381	1,145,252	357,090	3,192,543	1,228,950	1,208,110	3,213,383
Child Care Fund	223	57,432	76,604	72,662	61,374	78,120	72,792	66,702
Tidelands Fund	225	123,400	7,870	20,675	110,595	7,970	688	117,877
Solid Waste Reduction Fund	226	372,914	222,500	293,210	302,204	222,500	297,196	227,508
Abandoned Vehicle Fund	228	168,074	48,000	67,891	148,183	48,000	69,303	126,880
National Pollutant Discharge Elim. (NPDES)	229	2,203,789	865,000	1,469,359	1,599,430	857,000	1,501,570	954,861
Supplemental Law Enforcement Fund	232	0	100,000	100,000	0	100,000	100,000	0
Byrne Grant	233	0	47,001	47,001	0	77,068	77,068	0
CDBG Revolving Loan Fund	236	6,128,266	108,282	202,910	6,033,638	108,482	2,910	6,139,210
Traffic Safety Fund	237	19,080	80,100	80,090	19,090	80,100	80,090	19,100
PEG Fund	238	832,035	246,500	132,702	945,833	246,500	133,258	1,059,075
Street Impact Fund	241	35,488	1,146,440	1,145,140	36,788	1,169,330	1,168,030	38,088

**CITY OF ANTIOCH  
2015-17 OPERATING BUDGET**



**SPECIAL REVENUE FUNDS**

<b>SUMMARY OF SPECIAL REVENUE FUNDS (Continued)</b>								
<b>Special Revenue Fund Title</b>	<b>Fund #</b>	<b>Estimated Balance 7/1/15</b>	<b>Proposed Revenues</b>	<b>Proposed Expend.</b>	<b>Estimated Balance 6/30/16</b>	<b>Proposed Revenues</b>	<b>Proposed Expend.</b>	<b>Estimated Balance 6/30/17</b>
Maintenance District Funds:								
Lone Tree Way District	251	304,789	624,906	745,068	184,627	624,406	740,005	69,028
Downtown District	252	23,319	77,050	97,837	2,532	102,050	103,686	896
Almondridge District	253	62,910	109,022	112,996	58,936	109,022	119,753	48,205
Hillcrest Landscape Maintenance Dist.	254	294,791	824,860	989,335	130,316	840,410	934,658	36,068
Park District 1A	255	30,457	62,065	68,581	23,941	61,990	70,640	15,291
Park District 2A	256	165,063	500,636	552,217	113,482	525,336	555,062	83,756
Park Administration Fund	257	0	711,048	711,048	0	743,377	743,377	0
East Lone Tree District	259	65,840	143,630	115,247	94,223	143,655	122,871	115,007
Post Retirement Medical - Police	577	(6,911)	603,000	558,506	37,583	614,000	614,091	37,492
Post Retirement Medical – Miscellaneous	578	106,569	325,100	312,181	119,488	325,100	342,622	101,966
Post Retirement Medical - Management	579	204,346	585,600	607,908	182,038	585,450	667,648	99,840
<b>TOTAL SPECIAL REVENUE FUNDS</b>		<b>\$18,665,079</b>	<b>\$14,932,804</b>	<b>\$15,746,010</b>	<b>\$17,851,873</b>	<b>\$15,090,314</b>	<b>\$16,743,760</b>	<b>\$16,198,428</b>

**CITY OF ANTIOCH  
2015-17 OPERATING BUDGET**



**SPECIAL REVENUE FUNDS**

**FEDERAL ASSET FORFEITURE (210)**

This fund accounts for monies and property seized during drug enforcement on Federal cases. The Federal government requires a separate fund to account for these activities.

<b>FEDERAL ASSET FORFEITURE (FUND 210)</b>								
<b>Statement of Revenues, Expenditures and Change in Fund Balance</b>								
	<b>2012-13 Actual</b>	<b>2013-14 Actual</b>	<b>2014-15 Budget</b>	<b>2014-15 Revised</b>	<b>2015-16 Proposed</b>	<b>% Change</b>	<b>2016-17 Proposed</b>	<b>% Change</b>
<b>Beginning Balance, July 1</b>	<b>\$93,709</b>	<b>\$97,282</b>	<b>\$85,328</b>	<b>\$85,328</b>	<b>\$17,627</b>		<b>\$17,627</b>	
<b>Revenue Source:</b>								
Investment Income	455	706	400	400	400	0%	400	0%
Other	23,373	0	10,000	2,500	5,000	100%	2,500	-50%
<b>Total Revenue</b>	<b>23,828</b>	<b>706</b>	<b>10,400</b>	<b>2,900</b>	<b>5,400</b>	<b>86%</b>	<b>2,900</b>	<b>-86%</b>
<b>Expenditures:</b>								
Services & Supplies	20,255	12,660	70,260	70,601	5,400	-92%	5,400	0%
<b>Total Expenditures</b>	<b>20,255</b>	<b>12,660</b>	<b>70,260</b>	<b>70,601</b>	<b>5,400</b>	<b>-92%</b>	<b>5,400</b>	<b>0%</b>
<b>Ending Balance, June 30</b>	<b>\$97,282</b>	<b>\$85,328</b>	<b>\$25,468</b>	<b>\$17,627</b>	<b>\$17,627</b>		<b>\$15,127</b>	

**CITY OF ANTIOCH  
2015-17 OPERATING BUDGET**



**SPECIAL REVENUE FUNDS**

**DELTA FAIR PROPERTY FUND (211)**

The Delta Fair Property Fund was created when the City sold property it owned on Delta Fair Boulevard at the City's western City limits. The property was originally purchased from the State on the condition that it would be used for park and recreation purposes. When it was decided that the property was more suitable for commercial purposes and should be sold or leased, the State gave its permission on the condition that proceeds be used for park purposes.

<b>DELTA FAIR PROPERTY (FUND 211)</b>								
<b>Statement of Revenues, Expenditures and Change in Fund Balance</b>								
	<b>2012-13 Actual</b>	<b>2013-14 Actual</b>	<b>2014-15 Budget</b>	<b>2014-15 Revised</b>	<b>2015-16 Proposed</b>	<b>% Change</b>	<b>2016-17 Proposed</b>	<b>% Change</b>
<b>Beginning Balance, July 1</b>	<b>\$63,667</b>	<b>\$17,790</b>	<b>\$37,334</b>	<b>\$37,334</b>	<b>\$177,816</b>		<b>\$181,965</b>	
<b>Revenue Source:</b>								
Investment Income	360	290	750	750	850	13%	700	-18%
Current Service Charges	17,200	19,600	128,000	140,213	53,800	-62%	53,900	0%
<b>Total Revenue</b>	<b>17,560</b>	<b>19,890</b>	<b>128,750</b>	<b>140,963</b>	<b>54,650</b>	<b>-61%</b>	<b>54,600</b>	<b>0%</b>
<b>Expenditures:</b>								
Services & Supplies	154	82	10,150	200	200	0%	200	0%
Park Facilities Upgrades	0	0	0	0	50,000	100%	100,000	100%
Transfer Out	63,000	0	0	0	0	0%	0	0%
Internal Services	283	264	275	281	301	7%	307	0%
<b>Total Expenditures</b>	<b>63,437</b>	<b>346</b>	<b>10,425</b>	<b>481</b>	<b>50,501</b>	<b>10399%</b>	<b>100,507</b>	<b>99%</b>
<b>Ending Balance, June 30</b>	<b>\$17,790</b>	<b>\$37,334</b>	<b>\$155,659</b>	<b>\$177,816</b>	<b>\$181,965</b>		<b>\$136,058</b>	



**CITY OF ANTIOCH  
2015-17 OPERATING BUDGET**



**SPECIAL REVENUE FUNDS**

---

**COMMUNITY DEVELOPMENT BLOCK GRANT (CDBG) Fund (212)**

The Community Development Block Grant program, funded through the Department of Housing and Urban Development, is administered through the Community Development Department. As an “entitlement community” the City receives annual grant funds for activities and services which benefit low and moderate income persons, provide infrastructure improvements in low/moderate areas, or aid in the elimination of slums and blight.

**2014-2015 Accomplishments:**

- Obtained HUD approval for Antioch 2014-15 Action plan, and approval of the 2013-14 Consolidated Annual Performance and Evaluation Report (CAPER).
- In 2014-15 Action Plan, provided funding to public service, economic development, and public facility improvement projects and programs. This includes: funding for youth activities including recreation scholarships and counseling and education programs designed especially for youth; funding for activities and programs of the Antioch Senior Center, including the Senior Lunch program; funding for roadway and handicap accessibility improvements; and funding to address blight, code violations, and substandard living conditions in qualifying areas of City.
- Worked with the CDBG Consortium, made up of other entitlement communities and the County, in coordinating all CDBG activities to reduce administrative burden, sharing information, making improvements to the City Data Services on-line reporting system for grantees, and coordinating the grant application processes.
- Developed 2015-20 Contra Costa HOME Consortium DRAFT Consolidated Plan, working with other Consortium members, including development of web survey, and conducting several public needs hearings and other outreach efforts to assess Antioch’s needs for services, infrastructure, housing and economic development activities that benefit lower income persons and neighborhoods.
- Received 34 applications for funding consideration in the 2015-17 two-year grant cycle. Applications totaled \$1,340,536 for available funding of \$748,610. Conducted review of applications, agency interviews, recommendations for funding, and development of 2015-16 Action Plan.
- Worked closely with the Contra Costa Homeless Continuum of Care, with Antioch representation as Chair of the Homeless Advisory Board. Actively assisted and facilitated in the development of the Homeless Strategic Plan update “Forging Ahead.”

**2016 & 2017 Objectives:**

- Fund activities and programs that serve the needs of Antioch residents (currently in first year of a two-year funding cycle).
- Monitor and maintain adequate records and provide technical support to ensure that the CDBG program is operating as efficiently as possible.

**Neighborhood Stabilization Program (NSP)**

On July 30, 2008, President Bush signed into law the 2008 Housing and Economic Recovery Act (HERA). HERA included a special allocation of CDBG funds, known as Neighborhood Stabilization Program (NSP) funds. NSP provides targeted emergency assistance to state and local governments to acquire and redevelop abandoned and foreclosed residential properties that might otherwise become sources of abandonment and blight within our communities. Antioch received an allocation of \$4,049,228 and 10% of the total allocation is available for program administration. As such, separate goals and accomplishments are outlined for this program.

**CITY OF ANTIOCH  
2015-17 OPERATING BUDGET**



**SPECIAL REVENUE FUNDS**

---

**COMMUNITY DEVELOPMENT BLOCK GRANT (CDBG) Fund (212) (Continued)**

**2014-15 Accomplishments:**

- Working with NSP consultant, solved ongoing problems with DRGR reporting system and reconciled DRGR with finance reports to allow remaining draws.
- This successful program is nearing closeout; however one large remaining project - Satellite Tabora Gardens – continues to have difficulty obtaining tax credits. Continued to work with Satellite Housing (now SAHA) for the construction of 85 affordable senior apartments on Tabora Road.
- Submitted staff documents in support of TCAC application for Satellite senior housing development.
- Continued necessary grant reporting and administration.

**2016 & 2017 Objectives:**

- Begin the process of closing out the NSP program with HUD if no other funding is available and if Tabora Gardens is successful in obtaining tax credits. If not, develop strategy to reclaim funds from land purchase to pay back NSP program, and work with HUD on acceptable strategy to expend those funds. This may involve working with development partners to utilize sales proceeds to acquire properties, rehabilitate, and sell to low-income homeowners, if possible.
- Continue quarterly reporting to HUD on program outcomes.
- Continue to attend trainings and workshops on NSP.
- Monitor funded projects.

**CITY OF ANTIOCH  
2015-17 OPERATING BUDGET**



**SPECIAL REVENUE FUNDS**

**COMMUNITY DEVELOPMENT BLOCK GRANT (CDBG) Fund (212) (Continued)**

<b>COMMUNITY DEVELOPMENT BLOCK GRANT (FUND 212) Statement of Revenues, Expenditures and Change in Fund Balance</b>								
	<b>2012-13 Actual</b>	<b>2013-14 Actual</b>	<b>2014-15 Budget</b>	<b>2014-15 Revised</b>	<b>2015-16 Proposed</b>	<b>% Change</b>	<b>2016-17 Proposed</b>	<b>% Change</b>
<b>Beginning Balance, July 1</b>	\$44,222	\$44,222	(\$53,048)	(\$53,048)	\$44,222		\$44,222	
<b>Revenue Source:</b>								
Revenue from Other Agencies	713,238	95,707	1,118,104	1,187,210	722,250	-39%	722,250	0%
Other	458	320,371	42,200	88,624	92,200	4%	92,200	0%
<b>Total Revenue</b>	<b>713,696</b>	<b>416,078</b>	<b>1,160,304</b>	<b>1,275,834</b>	<b>814,450</b>	<b>-36%</b>	<b>814,450</b>	<b>0%</b>
<b>Expenditures:</b>								
Personnel	1,748	12,273	13,845	32,105	138,330	331%	143,190	4%
Services & Supplies	711,948	501,075	1,146,459	1,146,459	676,120	-41%	671,260	-1%
<b>Total Expenditures</b>	<b>713,696</b>	<b>513,348</b>	<b>1,160,304</b>	<b>1,178,564</b>	<b>814,450</b>	<b>-31%</b>	<b>814,450</b>	<b>0%</b>
<b>Ending Balance June 30</b>	<b>\$44,222</b>	<b>(\$53,048)</b>	<b>(\$53,048)</b>	<b>\$44,222</b>	<b>\$44,222</b>		<b>\$44,222</b>	
<b>Reserved – NSP Loans</b>	<b>(\$44,222)</b>	<b>(\$44,222)</b>	<b>(\$44,222)</b>	<b>(\$44,222)</b>	<b>(\$44,222)</b>		<b>(\$44,222)</b>	
<b>Funds Available</b>	<b>0</b>	<b>(97,270)</b>	<b>(97,270)</b>	<b>0</b>	<b>0</b>		<b>0</b>	
Funded FTE's	0.00	0.00	0.00	0.00	0.00		0.00	

**CITY OF ANTIOCH  
2015-17 OPERATING BUDGET**



**SPECIAL REVENUE FUNDS**

**GAS TAX FUND (213)**

The City receives gas tax funds from the State under the State Street and Highways Code. The gas tax funds are limited to research, planning, construction, improvement, maintenance and operation of public streets. The City also uses these funds to pay for maintenance and operation of streetlights.

<b>GAS TAX FUND (FUND 213)</b>								
<b>Statement of Revenues, Expenditures and Change in Fund Balance</b>								
	<b>2012-13 Actual</b>	<b>2013-14 Actual</b>	<b>2014-15 Budget</b>	<b>2014-15 Revised</b>	<b>2015-16 Proposed</b>	<b>% Change</b>	<b>2016-17 Proposed</b>	<b>% Change</b>
<b>Beginning Balance, July 1</b>	<b>\$8,473,011</b>	<b>\$8,113,100</b>	<b>\$6,981,217</b>	<b>\$6,981,217</b>	<b>\$2,278,448</b>		<b>\$1,719,628</b>	
<b>Revenue Source:</b>								
Revenue from Other Agencies	6,004,547	10,282,560	2,720,768	4,196,510	2,338,287	-44%	2,210,315	-5%
Investment Income	39,940	50,248	10,000	35,000	20,000	-43%	10,000	-50%
Other	0	78,944	0	0	0	0%	0	0%
Transfers In	0	1,000,000	200,000	200,000	0	-100%	0	0%
<b>Total Revenues</b>	<b>6,044,487</b>	<b>11,411,752</b>	<b>2,930,768</b>	<b>4,431,510</b>	<b>2,358,287</b>	<b>-47%</b>	<b>2,220,315</b>	<b>-6%</b>
<b>Expenditures:</b>								
Services & Supplies	287,688	297,979	316,000	321,000	316,000	-2%	316,000	0%
Capital Projects	4,562,080	10,686,245	7,255,830	7,231,426	1,030,000	-86%	1,030,000	0%
Transfers Out	1,545,737	1,550,460	1,571,896	1,571,896	1,560,047	-1%	1,564,914	0%
Internal Services	8,893	8,951	9,737	9,957	11,060	11%	11,387	3%
<b>Total Expenditures</b>	<b>6,404,398</b>	<b>12,543,635</b>	<b>9,153,463</b>	<b>9,134,279</b>	<b>2,917,107</b>	<b>-68%</b>	<b>2,922,301</b>	<b>0%</b>
<b>Ending Balance, June 30</b>	<b>\$8,113,100</b>	<b>\$6,981,217</b>	<b>\$758,522</b>	<b>\$2,278,448</b>	<b>\$1,719,628</b>		<b>\$1,017,642</b>	

**CITY OF ANTIOCH  
2015-17 OPERATING BUDGET**



**SPECIAL REVENUE FUNDS**

**GAS TAX FUND (213) (Continued)**

The following is a list of budgeted capital projects:

<b>Capital Projects</b>	<b>2014-15 Revised</b>	<b>2015-16 Proposed</b>	<b>2016-17 Proposed</b>
Pavement Management System	\$30,000	\$30,000	\$30,000
Pavement Preventative Maintenance	4,102,000	1,000,000	1,000,000
Wilbur Ave Bridge	1,043,830	0	0
2 <sup>nd</sup> St Pavement Rehabilitation	250,000	0	0
Country Hills/Cavallo Pavement Rehab	1,800,000	0	0
Deer Valley Rd/Davison Pvmnt Rehab	5,596	0	0
<b>Total Capital Projects</b>	<b>\$7,231,426</b>	<b>\$1,030,000</b>	<b>\$1,030,000</b>

**CITY OF ANTIOCH  
2015-17 OPERATING BUDGET**



**SPECIAL REVENUE FUNDS**

**ANIMAL CONTROL FUND (214)**

In 1978 the citizens of Antioch overwhelmingly voted for Measure A. This measure was for re-establishing, maintaining and operating a City animal shelter. Measure A authorized funds to be appropriated annually by the City Council. This fund accounts for revenues and expenditures of the City's animal services program. A portion of the revenues required to operate this function comes from animal licenses and shelter, adoption, handling, and impound fees. The remainder comes from a subsidy from the General Fund.

<b>ANIMAL CONTROL FUND 214</b>								
<b>Statement of Revenues, Expenditures and Change in Fund Balance</b>								
	<b>2012-13 Actual</b>	<b>2013-14 Actual</b>	<b>2014-15 Budget</b>	<b>2014-15 Revised</b>	<b>2015-16 Proposed</b>	<b>% Change</b>	<b>2016-17 Proposed</b>	<b>% Change</b>
<b>Beginning Balance, July 1</b>	<b>\$29,568</b>	<b>\$11,592</b>	<b>\$27,844</b>	<b>\$27,844</b>	<b>\$0</b>		<b>\$0</b>	
<b>Revenue Source:</b>								
Current Service Charges	298,325	355,598	295,000	301,000	312,000	4%	323,000	4%
Investment Income	0	80	0	21	0	-100%	0	0%
Revenue from Other Agencies	63,000	74,000	88,000	88,000	40,000	-55%	0	0%
Other Revenue	21,171	18,898	11,000	57,008	11,000	-81%	11,000	0%
Transfer In – General Fund	417,195	475,708	521,565	505,688	508,521	1%	538,108	6%
<b>Total Revenue</b>	<b>799,691</b>	<b>924,284</b>	<b>915,565</b>	<b>951,717</b>	<b>871,521</b>	<b>-8%</b>	<b>872,108</b>	<b>0%</b>
<b>Expenditures:</b>								
Personnel	563,360	608,183	644,416	616,702	579,927	-6%	611,889	6%
Services & Supplies	253,752	299,288	304,610	362,292	291,021	-20%	259,640	-11%
Transfers Out - Honeywell	555	561	567	567	573	0%	579	1%
<b>Total Expenditures</b>	<b>817,667</b>	<b>908,032</b>	<b>949,593</b>	<b>979,561</b>	<b>871,521</b>	<b>-11%</b>	<b>872,108</b>	<b>0%</b>
<b>Ending Balance, June 30</b>	<b>\$11,592</b>	<b>\$27,844</b>	<b>(\$6,184)</b>	<b>\$0</b>	<b>\$0</b>		<b>\$0</b>	
				<b>Funded 2014-15</b>	<b>Funded 2015-16</b>		<b>Funded 2016-17</b>	
<b>Funded FTE's</b>				4.10	4.10		4.10	

**CITY OF ANTIOCH  
2015-17 OPERATING BUDGET**



**SPECIAL REVENUE FUNDS**

**ANIMAL CONTROL FUND (214) (Continued)**

**ANIMAL SERVICES DIVISION**

The Antioch Animal Services Center is responsible for the enforcement of State laws and City ordinances relating to the care, control and protection of animals and of our citizens. Officers' responsibilities include confining and picking up of stray, sick, vicious and dead animals; management of vaccination clinic; issuance of dog licenses; patrolling the City streets; control of animal nuisance problems and animal euthanasia. The Animal Shelter also provides adoption and volunteer and education programs.

<b>ANIMAL SERVICES (214-3320)</b>								
	<b>2012-13 Actual</b>	<b>2013-14 Actual</b>	<b>2014-15 Budget</b>	<b>2014-15 Revised</b>	<b>2015-16 Proposed</b>	<b>% Change</b>	<b>2016-17 Proposed</b>	<b>% Change</b>
<b>Source of Funds:</b>								
Current Service Charges	297,183	355,598	295,000	301,000	312,000	4%	323,000	4%
Investment Income	0	80	0	21	0	-100%	0	0%
Other	21,171	18,898	11,000	57,008	11,000	-81%	11,000	0%
Transfers In – General Fund	417,195	475,708	521,565	505,688	508,521	1%	538,108	6%
<b>Total Source of Funds</b>	<b>735,549</b>	<b>850,284</b>	<b>827,565</b>	<b>863,717</b>	<b>831,521</b>	<b>-4%</b>	<b>872,108</b>	<b>5%</b>
<b>Use of Funds:</b>								
Personnel	515,372	580,820	604,416	576,702	579,927	1%	611,889	6%
Services & Supplies	220,764	268,869	228,801	286,483	251,021	-12%	259,640	3%
Transfers Out - Honeywell	555	561	567	567	573	1%	579	1%
<b>Total Use of Funds</b>	<b>736,691</b>	<b>850,250</b>	<b>833,784</b>	<b>863,752</b>	<b>831,521</b>	<b>-4%</b>	<b>872,108</b>	<b>5%</b>
Funded FTE'S	7.85	7.85	4.10	4.10	4.10		4.10	

**CITY OF ANTIOCH  
2015-17 OPERATING BUDGET**



**SPECIAL REVENUE FUNDS**

**ANIMAL CONTROL FUND (214) (Continued)**

**MADDIES GRANT DIVISION**

This division accounts for grant monies received by the animal shelter.

<b>MADDIES GRANT (214-3325)</b>								
	<b>2012-13 Actual</b>	<b>2013-14 Actual</b>	<b>2014-15 Budget</b>	<b>2014-15 Revised</b>	<b>2015-16 Proposed</b>	<b>% Change</b>	<b>2016-17 Proposed</b>	<b>% Change</b>
<b>Source of Funds:</b>								
Revenue from Other Agencies	63,000	74,000	88,000	88,000	40,000	-55%	0	-100%
<b>Total Source of Funds</b>	<b>63,000</b>	<b>74,000</b>	<b>88,000</b>	<b>88,000</b>	<b>40,000</b>	<b>-55%</b>	<b>0</b>	<b>-100%</b>
<b>Use of Funds:</b>								
Personnel	47,988	27,363	40,000	40,000	0	-100%	0	0%
Services & Supplies	32,988	30,419	75,809	75,809	40,000	-47%	0	-100%
<b>Total Use of Funds</b>	<b>80,976</b>	<b>57,782</b>	<b>115,809</b>	<b>115,809</b>	<b>40,000</b>	<b>-65%</b>	<b>0</b>	<b>-100%</b>
Funded FTE'S	0.00	0.00	0.00	0.00	0.00		0.00	



**CITY OF ANTIOCH  
2015-17 OPERATING BUDGET**



**SPECIAL REVENUE FUNDS**

---

**CIVIC ARTS FUND (215)**

This fund accounts for the City's Civic Arts Administration program. Revenue for this fund comes from the City's 10% Transient Occupancy Tax (TOT). An allocation of the TOT tax is paid to the Arts and Cultural Foundation (ACFA) to provide art and cultural programs within the community. \$38,000 is programmed in the budget to be allocated to ACFA in fiscal year 2016, with an additional \$25,000 to be provided from the City's General Fund. The program objectives and goals listed below reflect only the events/activities supported through City funding. Other events / activities not listed in Accomplishments / Goals are supported through other funding, such as business sponsorships, grants, nonprofit partnerships, in-kind services and reduction of staff / expenses. These activities are not included in this report.

**2014-15 Accomplishments:**

- Held 8 exhibits featuring local artists, AUSD students and community groups at the Lynn House Gallery
- Antioch's Free Summer Concert Series every Saturday in July & August
- Hosted 6 Umpqua Bank Exhibits
- Secured grant for Art4Schools Exhibits and arts materials / supplies
- Maintained Lynn House Gallery (building /event insurance and other minor facilities related costs)
- Fiscal sponsorship/event insurance/staff support for Delta Blues Festival, Keep Antioch Beautiful, 4th of July Committee, Martin Luther King Jr Event, Kaiser Get Fit, Mayor Mentor Program, Hispanic Heritage and Chichibu Sister City Committee
- Event support for Dr. Martin Luther King Jr, Black History Month, Coastal Cleanup, Keep Antioch Beautiful, 4<sup>th</sup> of July, Holiday De Lites Parade.
- Ongoing website host for Antioch Historical Society, River town Preservation Society and Antioch Women's Club
- Continue community coverage (photo albums) to increase traffic to website and increase Facebook members and news articles in local print newspapers and online news sites
- Continued on Antioch Chamber of Commerce Executive Board, current Foundation Board Chair
- 11th Annual Celebration of Art begins June XX (Antioch Historical Society Museum), featuring 60+ local artists
- Formation Committee for the new event: Family Fun Day, downtown Antioch (September 2015)
- Support city events and community organizations as needed

**2016 & 2017 Objectives:**

- Host 6-7 Lynn House Gallery / Antioch Historical Society Museum exhibits
- Host 11th Annual Celebration of Art at the Antioch Historical Society Museum
- Host 4 Umpqua Bank Exhibits
- Continue Antioch's Free Summer Concert Series, every Saturday in July & August
- Maintenance for Lynn House Gallery, building /event insurance and other minor facilities related costs
- Continue fiscal sponsorship/staff support for Delta Blues Festival, Kaiser Get Fit, Martin Luther King Jr Event, Mayor Mentor Program and Keep Antioch Beautiful
- Continue website hosting support for Antioch Historical Society, River town Preservation Society and Women's Club
- Continue community coverage (photo albums) to increase traffic to website and increase Facebook members and news articles in local print newspapers and online news sites

**CITY OF ANTIOCH  
2015-17 OPERATING BUDGET**



**SPECIAL REVENUE FUNDS**

**CIVIC ARTS FUND (215) (Continued)**

<b>CIVIC ARTS (FUND 215) Statement of Revenues, Expenditures and Change in Fund Balance</b>								
	<b>2012-13 Actual</b>	<b>2013-14 Actual</b>	<b>2014-15 Budget</b>	<b>2014-15 Revised</b>	<b>2015-16 Proposed</b>	<b>% Change</b>	<b>2016-17 Proposed</b>	<b>% Change</b>
<b>Beginning Balance, July 1</b>	<b>\$15,058</b>	<b>\$22,303</b>	<b>\$23,021</b>	<b>\$23,021</b>	<b>\$13,303</b>		<b>\$892</b>	
<b>Revenue Source:</b>								
Investment Income	32	93	25	45	25	-44%	25	0%
Transient Occupancy Tax	34,884	40,795	34,285	34,285	34,285	0%	34,285	0%
Other	19	5,725	0	1,448	0	-100%	0	0%
<b>Total Revenue</b>	<b>34,935</b>	<b>46,613</b>	<b>34,310</b>	<b>35,778</b>	<b>34,310</b>	<b>-4%</b>	<b>34,310</b>	<b>0%</b>
<b>Expenditures:</b>								
Services & Supplies	25,421	43,611	43,066	42,981	43,958	2%	32,277	-27%
Internal Services	2,269	2,284	2,467	2,515	2,763	10%	2,837	3%
<b>Total Expenditures</b>	<b>27,690</b>	<b>45,895</b>	<b>45,533</b>	<b>45,496</b>	<b>46,721</b>	<b>3%</b>	<b>35,114</b>	<b>-25%</b>
<b>Ending Balance, June 30</b>	<b>\$22,303</b>	<b>\$23,021</b>	<b>\$11,798</b>	<b>\$13,303</b>	<b>\$892</b>		<b>\$88</b>	

**CITY OF ANTIOCH  
2015-17 OPERATING BUDGET**



**SPECIAL REVENUE FUNDS**

**PARK IN-LIEU FUND (216)**

Developers are required to donate land and/or improvements or pay an equivalent fee for neighborhood parks. Fees are placed in the Park-In-Lieu Fund, and used for acquisition of additional park land, and to pay for design and improvements to donated park acreage. Fees are based on the number of housing units built annually.

<b>PARK IN LIEU (FUND 216)</b>								
<b>Statement of Revenues, Expenditures and Change in Fund Balance</b>								
	<b>2012-13 Actual</b>	<b>2013-14 Actual</b>	<b>2014-15 Budget</b>	<b>2014-15 Revised</b>	<b>2015-16 Proposed</b>	<b>% Change</b>	<b>2016-17 Proposed</b>	<b>% Change</b>
<b>Beginning Balance, July 1</b>	<b>\$4,181,406</b>	<b>\$2,166,713</b>	<b>\$1,278,693</b>	<b>\$1,278,693</b>	<b>\$1,252,768</b>		<b>\$1,362,394</b>	
<b>Revenue Source:</b>								
Investment Income	11,684	18,834	22,000	6,000	6,500	8%	6,500	0%
Revenue from Other Agencies	0	20,628	0	33,870	0	-100%	0	0%
Licenses & Permits	443,161	337,685	110,000	110,000	110,000	0%	110,000	0%
Donations	525	27,000	0	0	0	0%	0	0%
Other	0	133,150	0	0	0	0%	0	0%
<b>Total Revenues</b>	<b>455,370</b>	<b>537,297</b>	<b>132,000</b>	<b>149,870</b>	<b>116,500</b>	<b>-22%</b>	<b>116,500</b>	<b>0%</b>
<b>Expenditures:</b>								
Services & Supplies	6,310	5,116	10,000	5,000	6,000	20%	6,500	8%
City Park Playground	16,632	146,700	0	0	0	0%	0	0%
Prewett Repairs	360,971	154,786	27,940	27,940	0	-100%	0	0%
Nelson Ranch	2,061,793	1,000,707	0	0	0	0%	0	0%
Mira Vista Park Playground	0	0	100,000	100,000	0	-100%	0	0%
Turf Fields	23,487	32,174	0	0	0	0%	0	0%
Transfer out – CIP Fund	0	85,000	42,000	42,000	0	-100%	0	0%
Internal Services	870	834	849	855	874	2%	880	1%
<b>Total Expenditures</b>	<b>2,470,063</b>	<b>1,425,317</b>	<b>180,789</b>	<b>175,795</b>	<b>6,874</b>	<b>-96%</b>	<b>7,380</b>	<b>7%</b>
<b>Ending Balance, June 30</b>	<b>\$2,166,713</b>	<b>\$1,278,693</b>	<b>\$1,229,904</b>	<b>\$1,252,768</b>	<b>\$1,362,394</b>		<b>\$1,471,514</b>	

**CITY OF ANTIOCH  
2015-17 OPERATING BUDGET**



**SPECIAL REVENUE FUNDS**

---

**SENIOR BUS FUND (218)**

In 2012 Tri Delta Transit incorporated the Senior Bus Program into the Dial-a-Ride service. This fund's remaining balance is used to bridge the seniors into this program so that significant transportation increases were not imposed on this population with fixed incomes. This fund also transfers a small amount of funds into the Senior Program budget for administration. This fund is made up of grant monies that cannot be used for other purposes.

**2014-2015 Accomplishments:**

- Ensured equal access to transportation by creating and implementing a ticket tracking system to purchase subsidized tickets.
- Monitored fare rates for subsidized tickets in order to maintain a reasonable rate. Increased the subsidized ticket fare by fifty cents.
- Sustained a working partnership with Tri-Delta Transit service to ensure minimal impact to senior riders.

**2016 & 2017 Objectives:**

- Educate senior citizens in the community on transportation options and associated costs to support independent living.
- Assess subsidized ticket fare rates and increase fees as needed to continue to gradually adapt to current ticket fares.
- Maintain subsidy budget tracking from ticket sales provided by Tri-Delta Transit.
- Continue to monitor ticket sales to insure qualified Antioch senior riders have equal opportunity to purchase subsidized tickets.
- Develop a plan to sunset the subsidized ticket program on September 1, 2016. Monitor the transition and make recommendations for future transportation alternatives.

**CITY OF ANTIOCH  
2015-17 OPERATING BUDGET**



**SPECIAL REVENUE FUNDS**

**SENIOR BUS FUND (218) (Continued)**

<b>SENIOR BUS (FUND 218)</b>								
<b>Statement of Revenues, Expenditures and Change in Fund Balance</b>								
	<b>2012-13</b>	<b>2013-14</b>	<b>2014-15</b>	<b>2014-15</b>	<b>2015-16</b>	<b>%</b>	<b>2016-17</b>	<b>%</b>
	<b>Actual</b>	<b>Actual</b>	<b>Budget</b>	<b>Revised</b>	<b>Proposed</b>	<b>Change</b>	<b>Proposed</b>	<b>Change</b>
<b>Beginning Balance, July 1</b>	<b>\$240,037</b>	<b>\$214,852</b>	<b>\$211,975</b>	<b>\$211,975</b>	<b>\$208,675</b>		<b>\$205,475</b>	
<b>Revenue Source:</b>								
Investment Income	1,253	1,800	1,000	1,000	1,000	0%	1,000	0%
Current Service Charges	2,325	3,515	4,000	4,000	4,000	0%	4,000	0%
Revenue from other Agencies	47,037	0	0	0	0	0%	0	0%
Other	72	0	0	0	0	0%	0	0%
<b>Total Revenues</b>	<b>50,687</b>	<b>5,315</b>	<b>5,000</b>	<b>5,000</b>	<b>5,000</b>	<b>0%</b>	<b>5,000</b>	<b>0%</b>
<b>Expenditures:</b>								
Personnel	42,235	0	0	0	0	0%	0	0%
Services & Supplies	13,957	492	600	600	500	-17%	500	0%
Transfer Out – Recreation Fund	7,700	7,700	7,700	7,700	7,700	0%	7,700	0%
Internal Services	11,980	0	0	0	0	0%	0	0%
<b>Total Expenditures</b>	<b>75,872</b>	<b>8,192</b>	<b>8,300</b>	<b>8,300</b>	<b>8,200</b>	<b>-1%</b>	<b>8,200</b>	<b>0%</b>
<b>Ending Balance, June 30</b>	<b>\$214,852</b>	<b>\$211,975</b>	<b>\$208,675</b>	<b>\$208,675</b>	<b>\$205,475</b>		<b>\$202,275</b>	

**CITY OF ANTIOCH  
2015-17 OPERATING BUDGET**



**SPECIAL REVENUE FUNDS**

---

**RECREATION SERVICES FUND (219)**

Recreation Services unifies and strengthens the community by creating experiences that inspire life-long learning. Programs focus on youth and family enrichment, early childhood learning, healthy lifestyles, sports and fitness, and services for older adults. The department maintains a variety of facilities and spaces that are safe, clean and green. These well-maintained facilities host city programs; they are also available for reservation by residents. Recreation Services collaborates with community organizations to create a sense of place and host civic events, and promotes environmental stewardship and fostering human development.

The Department is a leader in creating a community that is highly desirable within the region. A Parks and Recreation Director provides department management and leadership, while eight full-time (8 FTE) staff are supported by seasonal and temporary employees to engage the community and carry out the goals, tasks and activities that result in high quality programs and services. A seven-member Parks and Recreation Commission is appointed by the City Council to represent the community, provide input to City staff on various projects, and advise the City Council on strategic initiatives.

Recreation Services ensures that all residents have access to the benefits of local parks and recreation: programs, facilities, places and spaces that make their lives and communities great.

**CITY OF ANTIOCH  
2015-17 OPERATING BUDGET**



**SPECIAL REVENUE FUNDS**

**RECREATION SERVICES FUND (219) (Continued)**

<b>RECREATION SERVICES (FUND 219)</b>								
<b>Statement of Revenues, Expenditures and Change in Fund Balance</b>								
	<b>2012-13 Actual</b>	<b>2013-14 Actual</b>	<b>2014-15 Budget</b>	<b>2014-15 Revised</b>	<b>2015-16 Proposed</b>	<b>% Change</b>	<b>2016-17 Proposed</b>	<b>% Change</b>
<b>Beginning Balance, July 1</b>	<b>\$78,896</b>	<b>\$70,318</b>	<b>\$117,934</b>	<b>\$117,934</b>	<b>\$168,677</b>		<b>\$239,297</b>	
<b>Revenue Source:</b>								
Investment Income	781	1,589	100	1,800	500	-72%	500	0%
Revenue from Other Agencies	37,000	35,000	33,000	33,000	33,000	0%	43,000	30%
Current Service Charges	938,088	1,008,071	1,157,450	1,158,885	1,169,450	1%	1,218,500	4%
Other	20,304	27,063	15,000	16,314	27,100	66%	20,000	-26%
Transfer in from General Fund	368,880	505,734	545,540	570,558	652,370	14%	661,515	1%
Transfer in from Senior Bus Fund	7,700	7,700	7,700	7,700	7,700	0%	7,700	0%
Transfer in from Child Care Fund	35,000	35,000	35,000	35,000	35,000	0%	35,000	0%
<b>Total Revenue</b>	<b>1,407,753</b>	<b>1,620,157</b>	<b>1,793,790</b>	<b>1,823,257</b>	<b>1,925,120</b>	<b>6%</b>	<b>1,986,215</b>	<b>3%</b>
<b>Expenditures:</b>								
Personnel	780,322	843,147	922,579	930,824	991,659	7%	1,038,633	5%
Services & Supplies	626,076	719,354	826,195	831,540	852,582	3%	862,712	1%
Transfer Out - Honeywell	9,933	10,040	10,150	10,150	10,259	1%	10,370	1%
<b>Total Expenditures</b>	<b>1,416,331</b>	<b>1,572,541</b>	<b>1,758,924</b>	<b>1,772,514</b>	<b>1,854,500</b>	<b>5%</b>	<b>1,911,715</b>	<b>3%</b>
<b>Ending Balance, June 30*</b>	<b>\$70,318</b>	<b>\$117,934</b>	<b>\$152,800</b>	<b>\$168,677</b>	<b>\$239,297</b>		<b>\$313,797</b>	

\*The ending balance in the fund is committed to sports field, turf field and memorial field maintenance.

**CITY OF ANTIOCH  
2015-17 OPERATING BUDGET**



**SPECIAL REVENUE FUNDS**

**RECREATION SERVICES FUND (219) (Continued)**

<b>RECREATION SERVICES STAFFING SUMMARY</b>			
	<b>Funded 2014-15</b>	<b>Funded 2015-16</b>	<b>Funded 2016-17</b>
<b>Funded FTE's:</b>			
Senior Programs	2.00	2.00	2.00
Recreation Classes	1.00	0.00	0.00
Sports Programs	1.00	1.00	1.00
New Community Center	2.00	3.00	3.00
<b>Total Recreation Funded FTE's</b>	<b>6.00</b>	<b>6.00</b>	<b>6.00</b>



**CITY OF ANTIOCH  
2015-17 OPERATING BUDGET**



**SPECIAL REVENUE FUNDS**

---

**RECREATION SERVICES FUND (219) (Continued)**

**NICK RODRIGUEZ COMMUNITY CENTER (219-4410)  
(Formally Recreation Services Administration – Title Change Effective 7/1/15)**

The Nick Rodriguez Community Center is located in the Historic Downtown District of Antioch. It is a popular facility for casual events that are provided by local organizations and individuals. A signature feature within the Community Center is the community theater. This quaint theater is the primary home for youth and children theater companies; it seats two hundred people and is an excellent venue for youth productions that build self-esteem and confidence. Throughout the Center, the multi-use room, arts & crafts room, conference room and physical fitness room provide an excellent venue for classes and meetings.

**2014-2015 Accomplishments:**

- Increased rental income 5%
- Added a second youth theater company; productions/shows increased from 5 to 7 annually
- Updated rental application forms to improve customer service and streamline operations
- Developed “open house” hours for individuals and groups interested in viewing the facility
- Modified rental hours to be uniform with other reservable facilities
- Increased the number of enrichment programs for older adults; art classes, gentle health and fitness

**2015-2016 Objectives:**

- Increase the number of weekday and evening rentals
- Increase the number of long term rental contracts and relationships
- Increase the number of successful fee-based classes and programs
- Improve staff in-service trainings to raise the level of standard for customer service
- Continue to revise and streamline the rental process for customers

**2016-2017 Objectives:**

- Continue to increase the number of rentals
- Evaluate the rental rates; conduct a use/fee comparison study
- Develop and implement customer satisfaction surveys
- Adjust facility uses and operations to meet customer demands and community trends

**CITY OF ANTIOCH  
2015-17 OPERATING BUDGET**



**SPECIAL REVENUE FUNDS**

**RECREATION SERVICES FUND (219) (Continued)**

<b>NICK RODRIGUEZ COMMUNITY CENTER (219-4410) (FORMERLY RECREATION SERVICES ADMINISTRATION – Title Change Effective 7/1/15)</b>								
	<b>2012-13</b>	<b>2013-14</b>	<b>2014-15</b>	<b>2014-15</b>	<b>2015-16</b>	<b>%</b>	<b>2016-17</b>	<b>%</b>
	<b>Actual</b>	<b>Actual</b>	<b>Budget</b>	<b>Revised</b>	<b>Proposed</b>	<b>Change</b>	<b>Proposed</b>	<b>Change</b>
<b>Source of Funds:</b>								
Investment Income	781	1,589	100	1,800	500	-72%	500	0%
Current Service Charges	49,364	35,165	40,000	40,000	40,000	0%	44,000	10%
Other	(18)	0	0	0	0	0%	1,000	0%
Transfer in from General Fund	218,901	327,470	353,000	367,100	418,566	14%	423,155	1%
<b>Total Source of Funds</b>	<b>269,028</b>	<b>364,224</b>	<b>393,100</b>	<b>408,900</b>	<b>459,066</b>	<b>12%</b>	<b>468,655</b>	<b>2%</b>
<b>Use of Funds:</b>								
Personnel	15,015	12,326	8,702	20,555	8,847	-57%	12,980	47%
Services & Supplies	32,627	63,041	67,263	67,484	59,357	-12%	59,370	0%
Transfer Out - Honeywell	9,933	10,040	10,150	10,150	10,259	1%	10,370	1%
<b>Total Expenditures</b>	<b>57,575</b>	<b>85,407</b>	<b>86,115</b>	<b>98,189</b>	<b>78,463</b>	<b>-20%</b>	<b>82,720</b>	<b>5%</b>
Funded FTE'S	0.00	0.00	0.00	0.00	0.00		0.00	

**CITY OF ANTIOCH  
2015-17 OPERATING BUDGET**



**SPECIAL REVENUE FUNDS**

---

**RECREATION SERVICES FUND (219) (Continued)**

**SENIOR PROGRAMS AND SERVICES (219-4420)**

Senior programs and services provide inclusive experiences that strengthen the socialization, recreation, information, and referral needs of Antioch's active older adults, low income seniors, and the frail elderly. Staff maintains the Antioch Senior Center facility, collaborates with the Antioch Senior Club on programs and activities, and administers numerous social services such as the County Senior Nutrition program. Volunteers are an important part of senior programs and services as well as fundraising, grant writing, and developing community partnerships.

The Senior Nutrition Program is recognized by Contra Costa County as Site #13, and serves the highest number of meals in the program. It is commonly known as Co. Co. Café. Staff facilitates the distribution of daily meals including reservations and fee collection, monitors quality control, and submits required reports. The program serves nutritious meals to all seniors 60 years and older five days a week and relies on a high number of volunteers to ensure a quality experience. Lunch fees are suggested at \$2.00 per meal.

**2014-2015 Accomplishments:**

- Created, developed and implemented a participant tracking database using the ActiveNet system; created a new membership card and eliminated digital scanners for redundant participant duplication.
- Collaborated with Tri-Delta Dial-a-ride to secure daily round trip transportation for meal participants.
- Re-designed the senior newsletter to be more user-friendly and to highlight senior services and resources available to seniors in the community.
- Improved the tracking and reporting systems for the Community Development Block Grant funding sources (CDBG).
- Partnered with Contra Costa County Co.Co.Cafe, Rotary, Sutter Delta Medical Group, Umpqua Bank and Antioch Lions Club to provide a successful 32<sup>nd</sup> Annual Senior Picnic for 100+ seniors from local convalescent homes and assisted living facilities.
- Renovated and upgraded the new computer room. Secured funding from outside resources and purchased five computers, chairs and user friendly desk that are assessable to all participants.
- Partnered with Rotary, Sutter Delta Medical Group and Umpqua bank to provide financial support for the 2<sup>nd</sup> Annual 90 plus recognition to all life-time Antioch Senior Citizen Club members.
- Upgraded maintenance supplies and equipment in the restrooms to provide a more functional and economic maintenance service.
- Established a code of conduct and facility dress code policy in partnership with the Senior Club Board of Directors to promote a positive and healthy atmosphere for all participants.
- Enhanced the newsletter distribution process to reach more seniors and meet green business guidelines by offering e-mail, website viewing, and traditional methods of receiving the bi-monthly publication about community-wide senior resources.
- Enhanced Senior Services by networking with outside agencies to provide seniors with more informational referrals and assistance.(i.e. Senior Fraud prevention, Spanish and Chinese Peer Counseling, AARP Safe Drivers Course).
- Collaborated with local senior and community organizations; Antioch Historical Society, Bedford Center, East Contra Costa County Senior Coalition, Sons of Italy, and the Lion's Club on fundraising opportunities that mutually benefits both organizations and provides funding to continue servicing seniors in the community.

**CITY OF ANTIOCH  
2015-17 OPERATING BUDGET**



**SPECIAL REVENUE FUNDS**

---

**RECREATION SERVICES FUND (219) (Continued)**

- Maintained status as the largest serving nutrition site out of the 18 C.C. Cafes in the County; total number of meals served from July 2014-Feb 2015 was 12,735. Met all county policy and procedures standards.
- Created and implemented a new participant fact sheet to promote easy registration for the senior nutrition program and provide a Q&A for frequently asked questions.
- Reorganized the sign-up procedures with the County NAPIS forms to ensure all forms were properly filled out and complete for auditing purposes.
- Established a new volunteer hour tracking system for auditing purposes for County.

**2015-2016 Objectives:**

- Increase community participation in senior services and programs 5% by expanding outreach activities to all residents, citywide marketing, and partnerships.
- Create and implement courtesy guidelines to post throughout the Center to establish standards and ensure a safe, fun and friendly environment.
- Increase daily meals served by 3%.
- Demonstrate positive aging in place by always including key messages in print and electronic materials.
- Increase volunteerism 5% by updating the administrative and operational procedures of the volunteer program.
- Improve the Center aesthetics and appearance by installing more visible signage on the exterior of the building to promote awareness of the senior services facility within the community and attract new participants.
- Improve the senior section of the City of Antioch website to streamline senior services and activities information while highlighting program benefits and accessibility.
- Research and develop a senior health and information fair to be held at the Antioch Senior Center during senior awareness month, September 2015.

**2016-2017 Objectives:**

- Complete a customer satisfaction survey to assess current operations and implement changes to reflect community needs and industry trends.
- Increase the number of partnerships with downtown Antioch merchants, aging and adult services, and community organizations; become the resource and information hub for people of all ages seeking relevant senior related information, educational seminars, and workshops.
- Expand fee based senior programming opportunities targeting the younger 50-60+ active adults in all recreational facilities.
- Increase the number of programs that create cultural unity by providing volunteers and services in various languages, celebrating cultural practices, and offering classes that teach multi-cultural skills and activities.
- Increase daily participation numbers for total meals served by an additional 3%, with an overall goal of increasing participation numbers 6% by 2017.
- Establish a monthly in-service training with all active volunteers and staff to address common concerns, issues and ideas, and foster human development.
- Establish a new membership card in conjunction with the new Active computer database system.

**CITY OF ANTIOCH  
2015-17 OPERATING BUDGET**



**SPECIAL REVENUE FUNDS**

**RECREATION SERVICES FUND (219) (Continued)**

- Partner with community agencies to provide financial support for the 2<sup>nd</sup> Annual 90 plus recognition to all long-time and life-time Antioch Senior Citizen Club members.
- Continue to stream line Active Data entry and reporting in order to enhance CDBG tracking and reporting for additional funding.
- Upgrade maintenance supplies and equipment to provide a more functional and economic maintenance service.

<b>SENIOR PROGRAMS AND SERVICES (219-4420)</b>								
	<b>2012-13 Actual</b>	<b>2013-14 Actual</b>	<b>2014-15 Budget</b>	<b>2014-15 Revised</b>	<b>2015-16 Proposed</b>	<b>% Change</b>	<b>2016-17 Proposed</b>	<b>% Change</b>
<b>Source of Funds:</b>								
Revenue from Other Agencies	25,000	24,392	20,000	20,000	33,000	65%	43,000	30%
Other	17,122	24,328	15,000	15,000	15,000	0%	15,000	0%
Transfer in from General Fund	149,979	178,264	192,540	203,458	233,804	15%	238,360	2%
Transfer in from Senior Bus	7,700	7,700	7,700	7,700	7,700	0%	7,700	0%
<b>Total Source of Funds</b>	<b>199,801</b>	<b>234,684</b>	<b>235,240</b>	<b>246,158</b>	<b>289,504</b>	<b>18%</b>	<b>304,060</b>	<b>5%</b>
<b>Use of Funds:</b>								
Personnel	161,975	198,208	197,693	208,595	249,317	20%	264,023	6%
Services & Supplies	37,826	35,836	37,547	37,563	40,187	7%	40,037	0%
<b>Total Use of Funds</b>	<b>199,801</b>	<b>234,044</b>	<b>235,240</b>	<b>246,158</b>	<b>289,504</b>	<b>18%</b>	<b>304,060</b>	<b>5%</b>
Funded FTE'S	2.00	2.00	2.00	2.00	2.00		2.00	

**CITY OF ANTIOCH  
2015-17 OPERATING BUDGET**



**SPECIAL REVENUE FUNDS**

**RECREATION SERVICES FUND (219) (Continued)**

**RECREATION SERVICES CLASSES (219-4430)**

Recreation Services Classes provides a variety of instructional and educational classes and programs for a large spectrum of ages ranging from preschool through senior citizens. All activities are self-supporting with participants paying an activity fee which covers specific expenses associated with the activity. Activities are designed to provide introductory and intermediate level program experiences.

**Effective July 1, 2015, this division is being consolidated into division 219-4495, Community Recreation.**

<b>RECREATION SERVICES – CLASSES (219-4430)</b>								
	<b>2012-13 Actual</b>	<b>2013-14 Actual</b>	<b>2014-15 Budget</b>	<b>2014-15 Revised</b>	<b>2015-16 Proposed</b>	<b>% Change</b>	<b>2016-17 Proposed</b>	<b>% Change</b>
<b>Source of Funds:</b>								
Current Service Charges	350,235	346,110	380,000	380,000	0	-100%	0	0%
Other	52	572	0	1,138	0	-100%	0	0%
Transfer in from Child Care Fund	35,000	35,000	35,000	35,000	0	100%	0	0%
<b>Total Source of Funds</b>	<b>385,287</b>	<b>381,682</b>	<b>415,000</b>	<b>416,138</b>	<b>0</b>	<b>-100%</b>	<b>0</b>	<b>0%</b>
<b>Use of Funds:</b>								
Personnel	205,568	215,990	185,649	201,037	0	-100%	0	0%
Services & Supplies	81,310	79,566	103,181	102,957	0	-100%	0	0%
<b>Total Use of Funds</b>	<b>286,878</b>	<b>295,556</b>	<b>288,830</b>	<b>303,994</b>	<b>0</b>	<b>-100%</b>	<b>0</b>	<b>0%</b>
Funded FTE'S	1.00	1.00	1.00	1.00	0.00		0.00	

**CITY OF ANTIOCH  
2015-17 OPERATING BUDGET**



**SPECIAL REVENUE FUNDS**

**RECREATION SERVICES FUND (219) (Continued)**

**NEIGHBORHOOD CENTER PROGRAMS (219-4440)**

The Neighborhood Center Program provides specialized activities for youth in a day camp format located at one of the centers. All activities are designed to be self-supporting. Activities include seasonal offerings from summer day camp to a variety of holiday day camp programs.

**Effective July 1, 2015, this division is being consolidated into division 219-4495, Community Recreation.**

<b>RECREATION SERVICES – NEIGHBORHOOD CENTER (219-4440)</b>								
	<b>2012-13 Actual</b>	<b>2013-14 Actual</b>	<b>2014-15 Budget</b>	<b>2014-15 Revised</b>	<b>2015-16 Proposed</b>	<b>% Change</b>	<b>2016-17 Proposed</b>	<b>% Change</b>
<b>Source of Funds:</b>								
Current Service Charges	37,690	34,375	38,000	38,000	0	-100%	0	0%
<b>Total Source of Funds</b>	<b>37,690</b>	<b>34,375</b>	<b>38,000</b>	<b>38,000</b>	<b>0</b>	<b>-100%</b>	<b>0</b>	<b>0%</b>
<b>Use of Funds:</b>								
Personnel	14,177	13,783	17,240	17,988	0	-100%	0	0%
Services & Supplies	4,940	2,018	6,945	6,945	0	-100%	0	0%
<b>Total Use of Funds</b>	<b>19,117</b>	<b>15,801</b>	<b>24,185</b>	<b>24,933</b>	<b>0</b>	<b>-100%</b>	<b>0</b>	<b>0%</b>
Funded FTE'S	0.00	0.00	0.00	0.00	0.00		0.00	

**CITY OF ANTIOCH  
2015-17 OPERATING BUDGET**



**SPECIAL REVENUE FUNDS**

---

**RECREATION SERVICES FUND (219) (Continued)**

**SPORTS PROGRAMS (219-4450)**

Sports and recreation programs are fundamental towards building a healthy lifestyle and healthy community. Youth and adults are invited to participate in a variety of sports activities throughout the year. Youth activities are based on a philosophy of kids first, winning second. Instruction, sportsmanship, competition and fun are part of every activity. The adult activities are conducted in a controlled, positive atmosphere with offerings in both a competitive and social level. Activities represent traditional sports, community needs, and recreational sport trends. Community sports and nonprofit organizations rely on city fields and facilities for their programs, and staff collaborates with numerous groups to ensure that sports and recreation is accessible for everyone.

Snack Bar/Concession Operations contribute to a positive sports and recreation experience. Concession services are provided primarily at the sports complex located at Antioch Community Park, and the facility is open to correspond with scheduled activities that occur between April and November.

**2014-2015 Accomplishments:**

- Reserved 100% of the weekends that ball fields were available at the Antioch Community Park for the third consecutive year.
- Attained a record number of participants (640) in the Junior Giants baseball program for boys and girls aged 5 to 13 years.
- Increased participation 10% in the winter youth basketball program.
- Improved staff tailgate safety programs to ensure the safety of participants, residents, staff and volunteers.
- Enhanced the collaboration with Parks Services to evaluate and prioritize maintenance needs in City parks, especially with the expansion project of the new multi-use sports facility at the Antioch Community Park.
- Continued revising the concession menu to be more cost effective.
- Revised staff manual and protocols to maximize staff efficiency.
- Implemented an inventory tracking system through new Active Net software for concession products.

**2015-2016 Objectives:**

- Modify or establish programs to meet community needs by utilizing current demographic surveys and program evaluations.
- Increase opportunities for youth and adults to participate in athletic and recreational programs that contribute towards improving youth physical fitness.
- Maximize park and facility use with programs and reservations; contribute to economic efforts by increasing the number of spectator sports and events at facilities.
- Increase community outreach to connect with new audiences.
- Enhance marketing efforts by incorporating sports and recreation with social media; utilize the Active Net system where appropriate.
- Preserve and maintain park assets to ensure safe recreational opportunities.
- Increase concession revenue during non-tournament hours; increase profits.
- Exceed basic standards for concession operations for cleanliness, maintenance, safety and sanitation.



**CITY OF ANTIOCH  
2015-17 OPERATING BUDGET**



**SPECIAL REVENUE FUNDS**

**RECREATION SERVICES FUND (219) (Continued)**

**2016-2017 Objectives:**

- Develop new partnerships that enhance services and programs in parks and facilities.
- Strengthen life-long learning and life-style skills in youth sports and recreation.
- Improve response times to citizen requests and inquiries; build relationships with individuals.
- Reduce crime and vandalism at parks and recreation facilities through coordinated security measures with local law enforcement entities and citizen awareness programs.
- Modify concession operations to meet customer needs for the menu of items served.

<b>RECREATION SERVICES – SPORTS PROGRAMS (219-4450)</b>								
	<b>2012-13 Actual</b>	<b>2013-14 Actual</b>	<b>2014-15 Budget</b>	<b>2014-15 Revised</b>	<b>2015-16 Proposed</b>	<b>% Change</b>	<b>2016-17 Proposed</b>	<b>% Change</b>
<b>Source of Funds:</b>								
Current Service Charges	263,508	371,871	410,650	412,085	489,450	19%	499,500	2%
Other	3,168	0	0	161	0	-100%	1,000	100%
<b>Total Source of Funds</b>	<b>266,676</b>	<b>371,871</b>	<b>410,650</b>	<b>412,246</b>	<b>489,450</b>	<b>19%</b>	<b>500,500</b>	<b>2%</b>
<b>Use of Funds:</b>								
Personnel	165,541	188,498	172,854	183,142	197,289	8%	204,984	4%
Services & Supplies	75,512	87,746	117,580	117,385	120,590	3%	121,650	1%
<b>Total Use of Funds</b>	<b>241,053</b>	<b>276,244</b>	<b>290,434</b>	<b>300,527</b>	<b>317,879</b>	<b>6%</b>	<b>326,634</b>	<b>3%</b>
Funded FTE'S	1.00	1.00	1.00	1.00	1.00		1.00	

**CITY OF ANTIOCH  
2015-17 OPERATING BUDGET**



**SPECIAL REVENUE FUNDS**

**RECREATION SERVICES FUND (219) (Continued)**

**SPECIAL POPULATION PROGRAMS (219-4470)**

Special Population Programs provide for the program needs of the disabled in meeting requirements for implementing the Americans with Disabilities Act (ADA). Activities may require special needs or arrangements (i.e., excursion uses with lifts/signers for the hearing impaired or other needs related to Recreation Services activities). The annual needs are difficult to anticipate in meeting the ADA-mandated requirements for our community.

**Effective July 1, 2015, this division is being consolidated into division 219-4495, Community Recreation.**

<b>RECREATION SERVICES - SPECIAL POPULATION (219-4470)</b>								
	<b>2012-13 Actual</b>	<b>2013-14 Actual</b>	<b>2014-15 Budget</b>	<b>2014-15 Revised</b>	<b>2015-16 Proposed</b>	<b>% Change</b>	<b>2016-17 Proposed</b>	<b>% Change</b>
<b>Source of Funds:</b>								
Current Service Charges	8,599	995	10,000	10,000	0	-100%	0	0%
Other	0	200	0	0	0	0%	0	0%
<b>Total Source of Funds</b>	<b>8,599</b>	<b>1,195</b>	<b>10,000</b>	<b>10,000</b>	<b>0</b>	<b>-100%</b>	<b>0</b>	<b>0%</b>
<b>Use of Funds:</b>								
Personnel	108	0	3,135	3,135	0	-100%	0	0%
Services & Supplies	2,253	0	5,800	5,800	0	-100%	0	0%
<b>Total Use of Funds</b>	<b>2,361</b>	<b>0</b>	<b>8,935</b>	<b>8,935</b>	<b>0</b>	<b>-100%</b>	<b>0</b>	<b>0%</b>
Funded FTE'S	0.00	0.00	0.00	0.00	0.00		0.00	

**CITY OF ANTIOCH  
2015-17 OPERATING BUDGET**



**SPECIAL REVENUE FUNDS**

**RECREATION SERVICES FUND (219) (Continued)**

**CONCESSION OPERATIONS (219-4480)**

Snack Bar/Concession Operations provides for the operation of the snack bar at the Antioch Community Park. The snack bar is open to correspond with scheduled activities that occur between April and November. Expansion of the new snack bar at City Park and its operational control will be included in this division.

**Effective July 1, 2015, this division is being consolidated into division 219-4450, Sports Programs.**

<b>RECREATION SERVICES - CONCESSIONS (219-4480)</b>								
	<b>2012-13 Actual</b>	<b>2013-14 Actual</b>	<b>2014-15 Budget</b>	<b>2014-15 Revised</b>	<b>2015-16 Proposed</b>	<b>% Change</b>	<b>2016-17 Proposed</b>	<b>% Change</b>
<b>Source of Funds:</b>								
Current Service Charges	24,762	21,846	28,800	28,800	0	-100%	0	0%
Other	(20)	4	0	0	0	0%	0	0%
<b>Total Source of Funds</b>	<b>24,742</b>	<b>21,850</b>	<b>28,800</b>	<b>28,800</b>	<b>0</b>	<b>-100%</b>	<b>0</b>	<b>0%</b>
<b>Use of Funds:</b>								
Personnel	7,924	10,489	9,295	9,785	0	-100%	0	0%
Services & Supplies	12,832	18,209	10,500	10,500	0	-100%	0	0%
<b>Total Use of Funds</b>	<b>20,756</b>	<b>28,698</b>	<b>19,795</b>	<b>20,285</b>	<b>0</b>	<b>-100%</b>	<b>0</b>	<b>0%</b>
Funded FTE'S	0.00	0.00	0.00	0.00	0.00		0.00	

**CITY OF ANTIOCH  
2015-17 OPERATING BUDGET**



**SPECIAL REVENUE FUNDS**

**RECREATION SERVICES FUND (219) (Continued)**

**SENIOR NUTRITION PROGRAM (219-4490)**

Senior Nutrition provides administration to the County-sponsored Nutrition Site #13, as well as direct supervision of the volunteers that facilitate the distribution of the provided meals. This supervision includes the quality control checkpoints as outlined by the County staff, reporting procedures, daily reservations and fee collections. The program serves nutritious meals to all seniors 60 years of age and greater, five days a week at a suggested donation fee of \$2.00. A \$5.00 fee is required for those who do not meet the appropriate age requirement.

**Effective July 1, 2015, this division is being consolidated into division 219-4420, Senior Programs and Services.**

<b>RECREATION SERVICES - NUTRITION PROGRAM (219-4490)</b>								
	<b>2012-13 Actual</b>	<b>2013-14 Actual</b>	<b>2014-15 Budget</b>	<b>2014-15 Revised</b>	<b>2015-16 Proposed</b>	<b>% Change</b>	<b>2016-17 Proposed</b>	<b>% Change</b>
<b>Source of Funds:</b>								
Revenue from Other Agencies	12,000	10,608	13,000	13,000	0	-100%	0	0%
<b>Total Source of Funds</b>	<b>12,000</b>	<b>10,608</b>	<b>13,000</b>	<b>13,000</b>	<b>0</b>	<b>-100%</b>	<b>0</b>	<b>0%</b>
<b>Use of Funds:</b>								
Personnel	13,848	10,608	22,775	22,205	0	-100%	0	0%
<b>Total Use of Funds</b>	<b>13,848</b>	<b>10,608</b>	<b>22,775</b>	<b>22,205</b>	<b>0</b>	<b>-100%</b>	<b>0</b>	<b>0%</b>
Funded FTE'S	0.00	0.00	0.00	0.00	0.00		0.00	

**CITY OF ANTIOCH  
2015-17 OPERATING BUDGET**



**SPECIAL REVENUE FUNDS**

---

**RECREATION SERVICES FUND (219) (Continued)**

**COMMUNITY RECREATION (219-4495)  
(Formerly New Community Center – Title Change Effective 7/1/15)**

Community Recreation is a broad based component of the department that provides programs and services that support a safe, stimulating and diverse community. Introductory and intermediate level program experiences are planned and delivered for young children, school-age and teens, adults, and families. Residents are encouraged to explore special interests, gather with friends and family, and achieve a healthy lifestyle. Programs and services meet the needs of the community and provide a nurturing environment to address trends and ideas. Participant fees make programs successful; from recreation pre-school to summer camps, personal development to fun and celebration.

Managing and operating the Antioch Community Center is achieved through the community recreation unit. The Community Center hosts numerous programs and events and provides space for partners such as the Antioch Library. It is admired by residents and well-liked for reservable uses such as weddings, church services and family celebrations.

**2014-2015 Accomplishments:**

- Expanded use of the ActiveNet registration software to increase the number of repeat customers.
- Increased day camp opportunities for children during winter and spring.
- Increased enrollment in all camp programs by 14%.
- Maintained partnership with East County Regional Group to provide programs for families participating in First Five Contra Costa County.
- Updated program evaluation tools to improve programs and meet citizen needs.
- Expanded the Recreation Guide to include city-wide information and community resources.
- Increased facility rental income by 38.6%.
- Maintained long-term facility rental contracts.
- Reopened the full service catering kitchen for independent rentals to catering companies.
- Updated facility rental applications and permit forms to streamline operations and improve customer service.
- Developed “open house” hours for individuals and groups interested in viewing the facility.

**2015-2016 Objectives:**

- Improve the Agreement for Instructional Services for instructor contracts by adding a Scope of Services to better define needs and requirements.
- Provide up to three family events per year that are free or low cost to strengthen a sense of place.
- Provide one weekday evening registration timeframe to better serve working families.
- Increase department revenues 10%.

**CITY OF ANTIOCH  
2015-17 OPERATING BUDGET**



**SPECIAL REVENUE FUNDS**

---

**RECREATION SERVICES FUND (219) (Continued)**

- Increase weekday and evening rentals.
- Maintain long term rental uses of the community center; increase contracts for recurring events.
- Increase rental of the kitchen to catering companies during the weekdays.
- Increase in-service training program for staff.
- Develop an easy to read “camps at a glance” section in the recreation guide to improve customer service and increase enrollment.
- Increase marketing efforts to current customers to increase repeat participation.
- Explore the feasibility of adding additional specialty camps.
- Develop a youth and teen advisory program to increase youth engagement in community programs and city-wide issues.

**2016-2017 Objectives:**

- Expand music programs to include vocal, variety of instruments and music movement programs.
- Administer face to face program/activity customer satisfaction surveys in ActiveNet.
- Partner with Contra Costa County and other agencies to provide seasonal job opportunities for young people.
- Include an environmental stewardship curriculum component to Coyote Camp.
- Revise employee handbook to include updated safety information and policy changes.
- Incorporate special guests and visitors in camp programs such as Naturalists, Musicians, Magicians.
- Evaluate days and times when facility rentals are lacking; develop a marketing program to increase rentals during empty time slots by 10%.
- Continue re-designing and modifying the recreation guide to improve readability and increase program participation.

**CITY OF ANTIOCH  
2015-17 OPERATING BUDGET**



**SPECIAL REVENUE FUNDS**

**RECREATION SERVICES FUND (219) (Continued)**

<b>COMMUNITY RECREATION (219-4495) (FORMERLY RECREATION SERVICES – NEW COMMUNITY CENTER – Title Change Effective 7/1/15)</b>								
	<b>2012-13 Actual</b>	<b>2013-14 Actual</b>	<b>2014-15 Budget</b>	<b>2014-15 Revised</b>	<b>2015-16 Proposed</b>	<b>% Change</b>	<b>2016-17 Proposed</b>	<b>% Change</b>
<b>Source of Funds:</b>								
Current Service Charges	203,930	197,709	250,000	250,000	640,000	156%	675,000	5%
Other	0	1,959	0	15	12,100	80567%	3,000	-75%
Transfer In – Child Care Fund	0	0	0	0	35,000	100%	35,000	0%
<b>Total Source of Funds</b>	<b>203,930</b>	<b>199,668</b>	<b>250,000</b>	<b>250,015</b>	<b>687,100</b>	<b>175%</b>	<b>713,000</b>	<b>4%</b>
<b>Use of Funds:</b>								
Personnel	196,166	193,245	305,236	264,382	536,206	103%	556,646	4%
Services & Supplies	378,776	432,938	477,379	482,906	632,448	31%	641,655	1%
<b>Total Use of Funds</b>	<b>574,942</b>	<b>626,183</b>	<b>782,615</b>	<b>747,288</b>	<b>1,168,654</b>	<b>56%</b>	<b>1,198,301</b>	<b>3%</b>
Funded FTE'S	1.10	1.10	2.00	2.00	3.00		3.00	

**CITY OF ANTIOCH  
2015-17 OPERATING BUDGET**



**SPECIAL REVENUE FUNDS**

**TRAFFIC SIGNAL FUND (220)**

This fund accounts for traffic signal fees collected from developers to fund off-site traffic signals.

<b>TRAFFIC SIGNAL FUND (FUND 220)</b>								
<b>Statement of Revenues, Expenditures and Change in Fund Balance</b>								
	<b>2012-13</b>	<b>2013-14</b>	<b>2014-15</b>	<b>2014-15</b>	<b>2015-16</b>	<b>%</b>	<b>2016-17</b>	<b>%</b>
	<b>Actual</b>	<b>Actual</b>	<b>Budget</b>	<b>Revised</b>	<b>Proposed</b>	<b>Change</b>	<b>Proposed</b>	<b>Change</b>
<b>Beginning Balance, July 1</b>	<b>\$1,118,463</b>	<b>\$707,895</b>	<b>\$803,258</b>	<b>\$803,258</b>	<b>\$873,743</b>		<b>\$651,227</b>	
<b>Revenue Source:</b>								
Investment Income	7,119	6,550	5,000	5,000	5,000	0%	5,000	0%
Current Service Charges	88,676	90,606	75,000	98,000	75,000	-23%	75,000	0%
Revenue from Other Agencies	0	0	200,000	0	0	0%	0	0%
Transfer In from Measure J Fund	44,400	0	0	0	0	0%	0	0%
<b>Total Revenue</b>	<b>140,195</b>	<b>97,156</b>	<b>280,000</b>	<b>103,000</b>	<b>80,000</b>	<b>-22%</b>	<b>80,000</b>	<b>0%</b>
<b>Expenditures:</b>								
Services & Supplies	2,142	1,780	2,500	2,500	2,500	0%	2,500	0%
Signals/Various Locations	548,608	0	336,395	30,000	300,000	900%	330,000	10%
Internal Services	13	13	14	15	16	7%	17	6%
<b>Total Expenditures</b>	<b>550,763</b>	<b>1,793</b>	<b>338,909</b>	<b>32,515</b>	<b>302,516</b>	<b>830%</b>	<b>332,517</b>	<b>10%</b>
<b>Ending Balance, June 30</b>	<b>\$707,895</b>	<b>\$803,258</b>	<b>\$744,349</b>	<b>\$873,743</b>	<b>\$651,227</b>		<b>\$398,710</b>	



**CITY OF ANTIOCH  
2015-17 OPERATING BUDGET**



**SPECIAL REVENUE FUNDS**

**ASSET FORFEITURE (221)**

This fund accounts for monies seized during drug enforcement activities. Monies are held by the City until cases are settled by the courts. Monies are then either reverted to the City or returned to the rightful owner. Monies reverted to the City must be used for legitimate law enforcement purposes.

<b>ASSET FORFEITURE (FUND 221)</b>								
<b>Statement of Revenues, Expenditures and Change in Fund Balance</b>								
	<b>2012-13 Actual</b>	<b>2013-14 Actual</b>	<b>2014-15 Budget</b>	<b>2014-15 Revised</b>	<b>2015-16 Proposed</b>	<b>% Change</b>	<b>2016-17 Proposed</b>	<b>% Change</b>
<b>Beginning Balance, July 1</b>	<b>\$27,490</b>	<b>\$3,473</b>	<b>(\$704)</b>	<b>(\$704)</b>	<b>\$33,768</b>		<b>\$32,302</b>	
<b>Revenue Source:</b>								
Investment Income	1,461	2,333	1,700	1,700	100	-94%	100	0%
Asset Forfeiture	10,889	13,143	30,000	62,898	7,000	-89%	5,000	-29%
<b>Total Revenue</b>	<b>12,350</b>	<b>15,476</b>	<b>31,700</b>	<b>64,598</b>	<b>7,100</b>	<b>-89%</b>	<b>5,100</b>	<b>-28%</b>
<b>Expenditures:</b>								
Services & Supplies	31,695	15,083	25,000	25,300	3,500	-86%	3,500	0%
Internal Services	4,672	4,570	4,759	4,826	5,066	5%	5,140	1%
<b>Total Expenditures</b>	<b>36,367</b>	<b>19,653</b>	<b>29,759</b>	<b>30,126</b>	<b>8,566</b>	<b>-72%</b>	<b>8,640</b>	<b>1%</b>
<b>Ending Balance, June 30</b>	<b>\$3,473</b>	<b>(\$704)</b>	<b>\$1,237</b>	<b>\$33,768</b>	<b>\$32,302</b>		<b>\$28,762</b>	

**CITY OF ANTIOCH  
2015-17 OPERATING BUDGET**



**SPECIAL REVENUE FUNDS**

**MEASURE J GROWTH MANAGEMENT FUND (222)**

Measure J revenue is derived from a voter-approved, one-half cent sales tax in Contra Costa County. The City receives allocations from the Contra Costa Transportation Authority (CCTA) to be used for transportation improvement and maintenance projects provided that the City complies with the Growth Management Program. Formally Measure C which expired March 30, 2009; voters approved Measure J which began April 1, 2009, to continue this measure.

<b>MEASURE J GROWTH MANAGEMENT (FUND 222)</b>								
<b>Statement of Revenues, Expenditures and Change in Fund Balance</b>								
	<b>2012-13</b>	<b>2013-14</b>	<b>2014-15</b>	<b>2014-15</b>	<b>2015-16</b>	<b>%</b>	<b>2016-17</b>	<b>%</b>
	<b>Actual</b>	<b>Actual</b>	<b>Budget</b>	<b>Revised</b>	<b>Proposed</b>	<b>Change</b>	<b>Proposed</b>	<b>Change</b>
<b>Beginning Balance, July 1</b>	<b>\$3,533,753</b>	<b>\$3,995,011</b>	<b>\$3,029,740</b>	<b>\$3,029,740</b>	<b>\$2,404,381</b>		<b>\$3,192,543</b>	
<b>Revenue Source:</b>								
Investment Income	14,111	23,619	20,000	20,000	22,000	10%	22,000	0%
Revenue from Other Agencies	979,883	1,071,465	1,379,750	1,455,766	1,123,252	-23%	1,156,950	3%
Other	0	0	0	0	0	0%	50,000	100%
<b>Total Revenue</b>	<b>993,994</b>	<b>1,095,084</b>	<b>1,399,750</b>	<b>1,475,766</b>	<b>1,145,252</b>	<b>-22%</b>	<b>1,228,950</b>	<b>7%</b>
<b>Expenditures:</b>								
Personnel	44,487	47,869	68,940	68,940	68,940	0%	68,940	0%
Services & Supplies	91,719	110,078	490,000	447,000	187,000	-58%	138,000	-26%
Capital Projects	151,106	411,394	1,584,097	1,584,097	100,000	-94%	1,000,000	900%
Transfer Out	244,400	1,490,000	0	0	0	0%	0	0%
Internal Services	1,024	1,014	1,066	1,088	1,150	6%	1,170	2%
<b>Total Expenditures</b>	<b>532,736</b>	<b>2,060,355</b>	<b>2,144,103</b>	<b>2,101,125</b>	<b>357,090</b>	<b>-83%</b>	<b>1,208,110</b>	<b>238%</b>
<b>Ending Balance, June 30</b>	<b>\$3,995,011</b>	<b>\$3,029,740</b>	<b>\$2,285,387</b>	<b>\$2,404,381</b>	<b>\$3,192,543</b>		<b>\$3,213,383</b>	

**CITY OF ANTIOCH  
2015-17 OPERATING BUDGET**



**SPECIAL REVENUE FUNDS**

**MEASURE J GROWTH MANAGEMENT FUND (222) (Continued)**

The following is a list of budgeted capital projects:

<b>Capital Projects</b>	<b>2014-15 Revised</b>	<b>2015-16 Proposed</b>	<b>2016-17 Proposed</b>
Ninth St Roadway Improvements	\$934,097	\$0	\$0
Sidewalk/Handicap/Pedestrian Improvements	650,000	0	0
Lone Tree Way Pavement Overlay	0	0	1,000,000
Golf Course Rd Pavement Rehabilitation	0	100,000	0
<b>Total Capital Projects</b>	<b>\$1,584,097</b>	<b>\$100,000</b>	<b>\$1,000,000</b>

**CITY OF ANTIOCH  
2015-17 OPERATING BUDGET**



**SPECIAL REVENUE FUNDS**

**CHILD CARE FUND (223)**

The Child Care Fund accounts for lease revenue received from the YWCA and City expenditures relating to the Mary Rocha Child Care Center at 931 Cavallo Road. In 1990 the City purchased a modular building for \$240,000 and made improvements in the amount of \$75,000 for a low income child care facility. The land and modular building of the center belong to the City.

<b>CHILD CARE (FUND 223)</b>								
<b>Statement of Revenues, Expenditures and Change in Fund Balance</b>								
	<b>2012-13</b>	<b>2013-14</b>	<b>2014-15</b>	<b>2014-15</b>	<b>2015-16</b>	<b>%</b>	<b>2016-17</b>	<b>%</b>
	<b>Actual</b>	<b>Actual</b>	<b>Budget</b>	<b>Revised</b>	<b>Proposed</b>	<b>Change</b>	<b>Proposed</b>	<b>Change</b>
<b>Beginning Balance, July 1</b>	<b>\$101,215</b>	<b>\$101,165</b>	<b>\$99,338</b>	<b>\$99,338</b>	<b>\$57,432</b>		<b>\$61,374</b>	
<b>Revenue Source:</b>								
Investment Income	782	1,128	1,000	800	800	0%	800	0%
Current Service Charges	71,014	72,860	74,317	74,317	75,804	2%	77,320	2%
<b>Total Revenue</b>	<b>71,796</b>	<b>73,988</b>	<b>75,317</b>	<b>75,117</b>	<b>76,604</b>	<b>2%</b>	<b>78,120</b>	<b>2%</b>
<b>Expenditures:</b>								
Services & Supplies	967	5,055	46,505	46,117	1,550	-97%	1,625	5%
Transfers Out – Rec/Prewett	70,000	70,000	70,000	70,000	70,000	0%	70,000	0%
Internal Services	879	760	852	906	1,112	23%	1,167	5%
<b>Total Expenditures</b>	<b>71,846</b>	<b>75,815</b>	<b>117,357</b>	<b>117,023</b>	<b>72,662</b>	<b>-38%</b>	<b>72,792</b>	<b>0%</b>
<b>Ending Balance, June 30</b>	<b>\$101,165</b>	<b>\$99,338</b>	<b>\$57,298</b>	<b>\$57,432</b>	<b>\$61,374</b>		<b>\$66,702</b>	

**CITY OF ANTIOCH  
2015-17 OPERATING BUDGET**



**SPECIAL REVENUE FUNDS**

**TIDELANDS FUND (225)**

In 1990, the California State Legislature passed Assembly Bill 1900 that created tidelands entitlement areas. Funds are generated by payments from the lessees of the City's tidelands areas. This revenue is limited to improving accessibility and/or protection of the City's waterfront areas.

<b>TIDELAND (FUND 225)</b>								
<b>Statement of Revenues, Expenditures and Change in Fund Balance</b>								
	<b>2012-13</b>	<b>2013-14</b>	<b>2014-15</b>	<b>2014-15</b>	<b>2015-16</b>	<b>%</b>	<b>2016-17</b>	<b>%</b>
	<b>Actual</b>	<b>Actual</b>	<b>Budget</b>	<b>Revised</b>	<b>Proposed</b>	<b>Change</b>	<b>Proposed</b>	<b>Change</b>
<b>Beginning Balance, July 1</b>	<b>\$104,057</b>	<b>\$111,070</b>	<b>\$116,257</b>	<b>\$116,257</b>	<b>\$123,400</b>		<b>\$110,595</b>	
<b>Revenue Source:</b>								
Investment Income	543	973	600	635	500	-21%	600	20%
Current Service Charges	6,944	4,698	7,225	7,136	7,370	3%	7,370	0%
<b>Total Revenue</b>	<b>7,487</b>	<b>5,671</b>	<b>7,825</b>	<b>7,771</b>	<b>7,870</b>	<b>1%</b>	<b>7,970</b>	<b>1%</b>
<b>Expenditures:</b>								
Services & Supplies	239	266	20,375	375	20,375	5333%	375	-98%
Internal Services	235	218	242	253	300	19%	313	4%
<b>Total Expenditures</b>	<b>474</b>	<b>484</b>	<b>20,617</b>	<b>628</b>	<b>20,675</b>	<b>3192%</b>	<b>688</b>	<b>-97%</b>
<b>Ending Balance, June 30</b>	<b>\$111,070</b>	<b>\$116,257</b>	<b>\$103,465</b>	<b>\$123,400</b>	<b>\$110,595</b>		<b>\$117,877</b>	

**CITY OF ANTIOCH  
2015-17 OPERATING BUDGET**



**SPECIAL REVENUE FUNDS**

**SOLID WASTE REDUCTION FUND (226)**

This fund has two programs operated by the Community Development Department. Oil recycling grant funds are used for the collection of oils and filters as part of the curbside recycling program and at the East County Household Hazardous Waste Collection Facility. The Solid Waste Reductions Program was established to help the City meet AB 939 mandates to divert waste from landfills through waste reduction, reuse and recycling programs.

<b>SOLID WASTE (FUND 226)</b>								
<b>Statement of Revenues, Expenditures and Change in Fund Balance</b>								
	<b>2012-13 Actual</b>	<b>2013-14 Actual</b>	<b>2014-15 Budget</b>	<b>2014-15 Revised</b>	<b>2015-16 Proposed</b>	<b>% Change</b>	<b>2016-17 Proposed</b>	<b>% Change</b>
<b>Beginning Balance, July 1</b>	<b>\$313,604</b>	<b>\$367,638</b>	<b>\$388,416</b>	<b>\$388,416</b>	<b>\$372,914</b>		<b>\$302,204</b>	
<b>Revenue Source:</b>								
Investment Income	2,170	3,852	1,500	3,150	1,500	-52%	1,500	0%
Revenue from Other Agencies	39,637	57,699	54,000	57,230	56,000	-2%	56,000	0%
Franchise Fees	160,000	160,000	160,000	160,000	160,000	0%	160,000	0%
Other	10,045	11,679	5,000	11,000	5,000	-55%	5,000	0%
<b>Total Revenue</b>	<b>211,852</b>	<b>233,230</b>	<b>220,500</b>	<b>231,380</b>	<b>222,500</b>	<b>-4%</b>	<b>222,500</b>	<b>0%</b>
<b>Expenditures:</b>								
Personnel	45,972	66,656	65,525	70,013	105,560	51%	109,615	4%
Services & Supplies	103,212	136,327	166,683	166,688	176,325	6%	175,784	0%
Internal Services	8,634	9,469	9,869	10,181	11,325	11%	11,797	4%
<b>Total Expenditures</b>	<b>157,818</b>	<b>212,452</b>	<b>242,077</b>	<b>246,882</b>	<b>293,210</b>	<b>19%</b>	<b>297,196</b>	<b>1%</b>
<b>Ending Balance, June 30</b>	<b>\$367,638</b>	<b>\$388,416</b>	<b>\$366,839</b>	<b>\$372,914</b>	<b>\$302,204</b>		<b>\$227,508</b>	
<b>Funded FTE's</b>				<b>Funded 2014-15</b>	<b>Funded 2015-16</b>		<b>Funded 2016-17</b>	
Solid Waste Reduction				0.34	0.34		0.34	

**CITY OF ANTIOCH  
2015-17 OPERATING BUDGET**



**SPECIAL REVENUE FUNDS**

**SOLID WASTE REDUCTION FUND (226) (Continued)**

**SOLID WASTE REDUCTION – USED OIL (226-5220)**

The California Oil Recycling Enhancement Act of 1991 has placed a \$0.16 per gallon fee on motor oil sales for the purpose of funding programs encouraging the proper collection and disposal of used oil. One of the means used to achieve this is the Oil Payment Program (OPP) which is a noncompetitive grant essentially awarded to any community that will pledge to use it solely for used oil recycling activities. The City must apply for these funds on an annual basis. The money is used to fund curbside collection of oil and filters, as well as collection of oil and filters at the East County Household Hazardous Waste Collection Facility and filter recycling at O'Reilly Stores.

<b>SOLID WASTE USED OIL (226-5220)</b>								
	<b>2012-13</b>	<b>2013-14</b>	<b>2014-15</b>	<b>2014-15</b>	<b>2015-16</b>	<b>%</b>	<b>2016-17</b>	<b>%</b>
	<b>Actual</b>	<b>Actual</b>	<b>Budget</b>	<b>Revised</b>	<b>Proposed</b>	<b>Change</b>	<b>Proposed</b>	<b>Change</b>
<b>Source of Funds:</b>								
Revenue from Other Agencies	39,637	29,697	29,000	29,565	29,000	-2%	29,000	0%
Other	84	69	0	0	0	0%	0	0%
<b>Total Source of Funds</b>	<b>39,721</b>	<b>29,766</b>	<b>29,000</b>	<b>29,565</b>	<b>29,000</b>	<b>-2%</b>	<b>29,000</b>	<b>0%</b>
<b>Use of Funds:</b>								
Services & Supplies	31,012	31,634	31,500	31,500	31,500	0%	31,500	0%
<b>Total Use of Funds</b>	<b>31,012</b>	<b>31,634</b>	<b>31,500</b>	<b>31,500</b>	<b>31,500</b>	<b>0%</b>	<b>31,500</b>	<b>0%</b>

**CITY OF ANTIOCH  
2015-17 OPERATING BUDGET**



**SPECIAL REVENUE FUNDS**

---

**SOLID WASTE REDUCTION FUND (226) (Continued)**

**SOLID WASTE REDUCTION (226-5225)**

The Solid Waste Reduction Fund was created due to AB 939 which mandates cities to achieve waste diversion goals. These goals are 25% reduction of the waste stream to landfills by 1995 and a 50% reduction by the Year 2000. The Solid Waste Disposal Measurement Act (SB1016) maintains the 50% diversion requirement, but changes to a disposal based measurement system expressed as the 50% Equivalent Per Capita Disposal Target. The 50% reduction goal must be maintained indefinitely once it is reached and is calculated for Antioch at a pounds per person per day cap of 4.2. Activities intended to help achieve these goals include free home composting workshops for residents, residential and commercial recycling and green waste collection, special event recycling, participation in the local Recycling Market Development, and on-going outreach and education campaigns.

**2014-2015 Accomplishments:**

- Installed 48 new recycling receptacles in City Parks.
- Updated eco-information on city website.
- Ran 3 social media contests to promote the EcoAntioch Facebook and Instagram accounts.
- Maintained or expanded participation in existing programs.

**2016 & 2017 Objectives:**

- Create educational information regarding existing park recycling program.
- Develop illegal dumping matrix of programs, enforcement and responsible parties.
- Maintain or expand participation in existing programs.
- Increase enforcement of the Mandatory Commercial Recycling requirements.



**CITY OF ANTIOCH  
2015-17 OPERATING BUDGET**



**SPECIAL REVENUE FUNDS**

**SOLID WASTE REDUCTION FUND (226) (Continued)**

<b>SOLID WASTE REDUCTION (226-5225)</b>								
	<b>2012-13 Actual</b>	<b>2013-14 Actual</b>	<b>2014-15 Budget</b>	<b>2014-15 Revised</b>	<b>2015-16 Proposed</b>	<b>% Change</b>	<b>2016-17 Proposed</b>	<b>% Change</b>
<b>Source of Funds:</b>								
Franchise Fees	160,000	160,000	160,000	160,000	160,000	0%	160,000	0%
Investment Income	2,170	3,852	1,500	3,150	1,500	-52%	1,500	0%
Revenue from Other Agencies	0	28,002	25,000	27,665	27,000	-2%	27,000	0%
Other	9,961	11,610	5,000	11,000	5,000	-55%	5,000	0%
<b>Total Source of Funds</b>	<b>172,131</b>	<b>203,464</b>	<b>191,500</b>	<b>201,815</b>	<b>193,500</b>	<b>-4%</b>	<b>193,500</b>	<b>0%</b>
<b>Use of Funds:</b>								
Personnel	45,972	66,656	65,525	70,013	105,560	51%	109,615	4%
Services & Supplies	72,200	104,693	135,183	135,188	144,825	7%	144,284	0%
Internal Services	8,634	9,469	9,869	10,181	11,325	11%	11,797	4%
<b>Total Use of Funds</b>	<b>126,806</b>	<b>180,818</b>	<b>210,577</b>	<b>215,382</b>	<b>261,710</b>	<b>22%</b>	<b>265,696</b>	<b>2%</b>
Funded FTE'S	0.34	0.34	0.34	0.34	0.34		0.34	

**CITY OF ANTIOCH  
2015-17 OPERATING BUDGET**



**SPECIAL REVENUE FUNDS**

**ABANDONED VEHICLE FUND (228)**

This fund accounts for revenue from AB 4114, which charges a \$1.00 fee on the registration of all vehicles located in the City. The funds are received from the County and are used to remove abandoned vehicles from City streets.

<b>ABANDONED VEHICLE (FUND 228)</b>								
<b>Statement of Revenues, Expenditures and Change in Fund Balance</b>								
	<b>2012-13</b>	<b>2013-14</b>	<b>2014-15</b>	<b>2014-15</b>	<b>2015-16</b>	<b>%</b>	<b>2016-17</b>	<b>%</b>
	<b>Actual</b>	<b>Actual</b>	<b>Budget</b>	<b>Revised</b>	<b>Proposed</b>	<b>Change</b>	<b>Proposed</b>	<b>Change</b>
<b>Beginning Balance, July 1</b>	<b>\$112,420</b>	<b>\$139,998</b>	<b>\$167,919</b>	<b>\$167,919</b>	<b>\$168,074</b>		<b>\$148,183</b>	
Investment Income	643	1,339	1,000	1,000	1,000	0%	1,000	0%
Revenue from Other Agencies	36,545	54,924	47,000	47,000	47,000	0%	47,000	0%
<b>Total Revenues</b>	<b>37,188</b>	<b>56,263</b>	<b>48,000</b>	<b>48,000</b>	<b>48,000</b>	<b>0%</b>	<b>48,000</b>	<b>0%</b>
<b>Expenditures:</b>								
Personnel	0	0	0	165	34,171	20610%	35,438	0%
Services & Supplies	8,432	27,126	46,300	46,300	32,175	-31%	32,270	0%
Internal Services	1,178	1,216	1,342	1,380	1,545	12%	1,595	3%
<b>Total Expenditures</b>	<b>9,610</b>	<b>28,342</b>	<b>47,642</b>	<b>47,845</b>	<b>67,891</b>	<b>42%</b>	<b>69,303</b>	<b>2%</b>
<b>Ending Balance, June 30</b>	<b>\$139,998</b>	<b>\$167,919</b>	<b>\$168,277</b>	<b>\$168,074</b>	<b>\$148,183</b>		<b>\$126,880</b>	

**CITY OF ANTIOCH  
2015-17 OPERATING BUDGET**



**SPECIAL REVENUE FUNDS**

**NATIONAL POLLUTANT DISCHARGE ELIMINATION (NPDES) FUND (229)**

This fund was established to account for activities related to the National Pollutant Discharge Elimination System (NPDES). NPDES was mandated by the Clean Water Act of 1987 and to monitor and reduce storm water pollution. The program is administered in the State of California by the Water Quality Control Board and is funded by a parcel tax of \$25.00 per equivalent residential parcel.

<b>NATIONAL POLLUTANT DISCHARGE ELIMINATION SERVICES (NPDES) (FUND 229)</b>								
<b>Statement of Revenues, Expenditures and Change in Fund Balance</b>								
	<b>2012-13</b>	<b>2013-14</b>	<b>2014-15</b>	<b>2014-15</b>	<b>2015-16</b>	<b>%</b>	<b>2016-17</b>	<b>%</b>
	<b>Actual</b>	<b>Actual</b>	<b>Budget</b>	<b>Revised</b>	<b>Proposed</b>	<b>Change</b>	<b>Proposed</b>	<b>Change</b>
<b>Beginning Balance, July 1</b>	<b>\$2,738,661</b>	<b>\$2,807,070</b>	<b>\$2,670,555</b>	<b>\$2,670,555</b>	<b>\$2,203,789</b>		<b>\$1,599,430</b>	
<b>Revenue Source:</b>								
Investment Income	13,638	23,152	8,000	16,000	10,000	-38%	7,000	-30%
Revenue from Other Agency	26,100	0	0	0	0	0%	0	0%
Assessment Fees	850,326	852,896	830,000	868,915	825,000	-5%	820,000	-1%
Other	1,126	775	0	4	0	-100%	0	0%
Transfers In - SLLMD	35,000	35,000	35,000	35,000	30,000	-14%	30,000	0%
<b>Total Revenues</b>	<b>926,190</b>	<b>911,823</b>	<b>873,000</b>	<b>919,919</b>	<b>865,000</b>	<b>-6%</b>	<b>857,000</b>	<b>-1%</b>
<b>Expenditures:</b>								
Personnel	162,367	165,747	235,395	253,321	299,042	18%	314,399	5%
Services & Supplies	282,521	322,217	511,434	526,070	570,194	8%	617,703	8%
Capital Projects	144,038	289,599	225,000	325,000	310,000	-5%	275,000	-11%
Transfers Out – General Fund	257,657	259,400	266,130	266,130	270,225	2%	273,365	1%
Internal Services	11,198	11,375	14,353	16,164	19,898	23%	21,103	6%
<b>Total Expenditures</b>	<b>857,781</b>	<b>1,048,338</b>	<b>1,252,312</b>	<b>1,386,685</b>	<b>1,469,359</b>	<b>6%</b>	<b>1,501,570</b>	<b>2%</b>
<b>Ending Balance, June 30</b>	<b>\$2,807,070</b>	<b>\$2,670,555</b>	<b>\$2,291,243</b>	<b>\$2,203,789</b>	<b>\$1,599,430</b>		<b>\$954,861</b>	
<b>Funded FTE's:</b>				<b>Funded</b>	<b>Funded</b>		<b>Funded</b>	
				<b>2014-15</b>	<b>2015-16</b>		<b>2016-17</b>	
Channel Maintenance				2.02	2.17		2.17	

**CITY OF ANTIOCH  
2015-17 OPERATING BUDGET**



**SPECIAL REVENUE FUNDS**

**NATIONAL POLLUTANT DISCHARGE ELIMINATION (NPDES) FUND (229) (Continued)**

**STORM DRAIN ADMINISTRATION (229-5230)**

Storm Drain Administration accounts for the revenues and expenditures of monitoring and maintaining the program.

<b>STORM DRAIN ADMINISTRATION (229-5230)</b>								
	<b>2012-13 Actual</b>	<b>2013-14 Actual</b>	<b>2014-15 Budget</b>	<b>2014-15 Revised</b>	<b>2015-16 Proposed</b>	<b>% Change</b>	<b>2016-17 Proposed</b>	<b>% Change</b>
<b>Source of Funds:</b>								
Investment Income	13,638	23,152	8,000	16,000	10,000	-38%	7,000	-30%
Revenue from Other Agency	26,100	0	0	0	0	0%	0	0%
Assessment Fees	850,326	852,896	830,000	868,915	825,000	-5%	820,000	-1%
<b>Total Source of Funds</b>	<b>890,064</b>	<b>876,048</b>	<b>838,000</b>	<b>884,915</b>	<b>835,000</b>	<b>-6%</b>	<b>827,000</b>	<b>-1%</b>
<b>Use of Funds:</b>								
Services & Supplies	60,376	82,314	218,000	230,311	240,927	5%	250,073	4%
Linear Solids Removal Project	28,513	0	0	0	0	0%	0	0%
Transfers Out – General Fund	200,000	200,000	200,000	200,000	200,000	0%	200,000	0%
Internal Services	11,198	11,375	14,353	16,164	19,898	23%	21,103	6%
<b>Total Use of Funds</b>	<b>300,087</b>	<b>293,689</b>	<b>432,353</b>	<b>446,475</b>	<b>460,825</b>	<b>3%</b>	<b>471,176</b>	<b>2%</b>

**CITY OF ANTIOCH  
2015-17 OPERATING BUDGET**



**SPECIAL REVENUE FUNDS**

**NATIONAL POLLUTANT DISCHARGE ELIMINATION (NPDES) FUND (229) (Continued)**

**CHANNEL MAINTENANCE OPERATIONS (229-2585)**

This activity is responsible for maintaining, in a safe and serviceable condition, all catch basins, storm channels, creeks, culverts and concrete lined “V” ditches in open space, that handle storm water run-off in the City of Antioch’s jurisdiction. Personnel assigned to this activity remove debris, illegally dumped trash, perform weed abatement activities including chemical vegetation control, stencil storm drain inlets, perform work associated with flooding, erosion control, channel beautification, arrange for and monitor contract maintenance work, interact with regulatory agencies responsible for protecting water quality and wildlife when performing required maintenance activities and developing projects which require permits from the Department of Fish and Game, the Central Valley Regional Water Quality Control Board, and the Army Corps of Engineers.

<b>CHANNEL MAINTENANCE (229-2585)</b>								
	<b>2012-13 Actual</b>	<b>2013-14 Actual</b>	<b>2014-15 Budget</b>	<b>2014-15 Revised</b>	<b>2015-16 Proposed</b>	<b>% Change</b>	<b>2016-17 Proposed</b>	<b>% Change</b>
<b>Source of Funds:</b>								
Transfers In - SLLMD	35,000	35,000	35,000	35,000	30,000	-14%	30,000	0%
Other	1,126	775	0	4	0	-100%	0	0%
<b>Total Source of Funds</b>	<b>36,126</b>	<b>35,775</b>	<b>35,000</b>	<b>35,004</b>	<b>30,000</b>	<b>-14%</b>	<b>30,000</b>	<b>0%</b>
<b>Use of Funds:</b>								
Personnel	162,367	165,747	235,395	253,321	299,042	18%	314,399	5%
Services & Supplies	222,145	239,903	293,434	295,759	329,267	11%	367,630	12%
Catch Basin Improvements	0	0	125,000	125,000	0	-100%	75,000	100%
Trash Capture Devices	0	0	100,000	100,000	200,000	100%	200,000	0%
West Antioch Creek De-Silting	115,525	289,599	0	100,000	110,000	10%	0	-100%
Transfers Out – General Fund	57,657	59,400	66,130	66,130	70,225	6%	73,365	4%
<b>Total Use of Funds</b>	<b>557,694</b>	<b>754,649</b>	<b>819,959</b>	<b>940,210</b>	<b>1,008,534</b>	<b>7%</b>	<b>1,030,394</b>	<b>2%</b>
Funded FTE'S	1.27	2.02	2.02	2.02	2.17		2.17	

**CITY OF ANTIOCH  
2015-17 OPERATING BUDGET**



**SPECIAL REVENUE FUNDS**

**SUPPLEMENTAL LAW ENFORCEMENT SERVICES FUND GRANT (SLESF) (232)**

This fund accounts for the revenue dispersed by the State to local jurisdictions for the staffing of "front line" officers. This money is passed through the County.

<b>SUPPLEMENTAL LAW ENFORCEMENT GRANT (FUND 232)</b>								
<b>Statement of Revenues, Expenditures and Change in Fund Balance</b>								
	2012-13 Actual	2013-14 Actual	2014-15 Budget	2014-15 Revised	2015-16 Proposed	% Change	2016-17 Proposed	% Change
<b>Beginning Balance, July 1</b>	\$13	\$13	\$13	\$13	\$0		\$0	
<b>Revenue Source:</b>								
Investment Income	32	0	0	59	0	-100%	0	0%
Revenue From Other Agencies	131,252	180,492	100,000	100,000	100,000	0%	100,000	0%
<b>Total Revenue</b>	<b>131,284</b>	<b>180,492</b>	<b>100,000</b>	<b>100,059</b>	<b>100,000</b>	<b>0%</b>	<b>100,000</b>	<b>0%</b>
<b>Expenditures:</b>								
Services & Supplies	17	7	0	15	0	-100%	0	0%
Transfer Out – General Fund	131,267	180,485	100,000	100,057	100,000	0%	100,000	0%
<b>Total Expenditures</b>	<b>131,284</b>	<b>180,492</b>	<b>100,000</b>	<b>100,072</b>	<b>100,000</b>	<b>0%</b>	<b>100,000</b>	<b>0%</b>
<b>Ending Balance, June 30</b>	<b>\$13</b>	<b>\$13</b>	<b>\$13</b>	<b>\$0</b>	<b>\$0</b>		<b>\$0</b>	

**CITY OF ANTIOCH  
2015-17 OPERATING BUDGET**



**SPECIAL REVENUE FUNDS**

**BYRNE GRANT FUND (233)**

This fund accounts for public safety funding allocated under the Fiscal Year 1996 Omnibus Appropriations Act. Funds may be used for a wide variety of activities from increasing personnel and equipment resources for law enforcement to developing and supporting programs to enhance effective criminal justice processes.

<b>BYRNE GRANT (FUND 233)</b>								
<b>Statement of Revenues, Expenditures and Change in Fund Balance</b>								
	<b>2012-13</b>	<b>2013-14</b>	<b>2014-15</b>	<b>2014-15</b>	<b>2015-16</b>	<b>%</b>	<b>2016-17</b>	<b>%</b>
	<b>Actual</b>	<b>Actual</b>	<b>Budget</b>	<b>Revised</b>	<b>Proposed</b>	<b>Change</b>	<b>Proposed</b>	<b>Change</b>
<b>Beginning Balance, July 1</b>	<b>\$0</b>	<b>\$0</b>	<b>\$0</b>	<b>\$0</b>	<b>\$0</b>		<b>\$0</b>	
<b>Revenue Source:</b>								
Investment Income	0	2	0	0	0	0%	0	0%
Revenue From Other Agencies	50,506	112,820	25,881	46,948	47,001	0%	77,068	64%
<b>Total Revenue</b>	<b>50,506</b>	<b>112,822</b>	<b>25,881</b>	<b>46,948</b>	<b>47,001</b>	<b>0%</b>	<b>77,068</b>	<b>64%</b>
<b>Expenditures:</b>								
Services & Supplies	3,370	6,542	711	1,961	1,991	2%	4,016	102%
Transfer Out – General Fund	47,136	106,280	25,170	44,987	45,010	0%	73,052	62%
<b>Total Expenditures</b>	<b>50,506</b>	<b>112,822</b>	<b>25,881</b>	<b>46,948</b>	<b>47,001</b>	<b>0%</b>	<b>77,068</b>	<b>64%</b>
<b>Ending Balance, June 30</b>	<b>\$0</b>	<b>\$0</b>	<b>\$0</b>	<b>\$0</b>	<b>\$0</b>		<b>\$0</b>	

**CITY OF ANTIOCH  
2015-17 OPERATING BUDGET**



**SPECIAL REVENUE FUNDS**

**CDBG REVOLVING LOAN FUND (236)**

This fund was set up at the request of the U.S. Department of Housing and Urban Development's request that the City develop a Revolving Loan Fund for the Owner Occupied Housing Rehabilitation Program (also known as the Neighborhood Preservation Program).

<b>COMMUNITY DEVELOPMENT BLOCK GRANT REVOLVING LOAN (FUND 236)</b>								
<b>Statement of Revenues, Expenditures and Change in Fund Balance</b>								
	<b>2012-13 Actual</b>	<b>2013-14 Actual</b>	<b>2014-15 Budget</b>	<b>2014-15 Revised</b>	<b>2015-16 Proposed</b>	<b>% Change</b>	<b>2016-17 Proposed</b>	<b>% Change</b>
<b>Beginning Balance, July 1</b>	<b>\$5,873,648</b>	<b>\$6,016,465</b>	<b>\$6,163,009</b>	<b>\$6,163,009</b>	<b>\$6,128,266</b>		<b>\$6,033,638</b>	
<b>Revenue Source:</b>								
Investment Income	600	1,503	1,200	1,200	1,200	0%	1,400	17%
Other	142,748	145,641	5,000	120,662	107,082	-11%	107,082	0%
<b>Total Revenue</b>	<b>143,348</b>	<b>147,144</b>	<b>6,200</b>	<b>121,862</b>	<b>108,282</b>	<b>-11%</b>	<b>108,482</b>	<b>0%</b>
<b>Expenditures:</b>								
Services & Supplies	531	600	1,000	121,122	202,910	68%	2,910	-99%
Transfer Out – Housing Fund	0	0	0	35,483	0	-100%	0	0%
<b>Total Expenditures</b>	<b>531</b>	<b>600</b>	<b>1,000</b>	<b>156,605</b>	<b>202,910</b>	<b>30%</b>	<b>2,910</b>	<b>-99%</b>
<b>Ending Balance, June 30</b>	<b>\$6,016,465</b>	<b>\$6,163,009</b>	<b>\$6,168,209</b>	<b>\$6,128,266</b>	<b>\$6,033,638</b>		<b>\$6,139,210</b>	
<b>Reserved – Housing Loans</b>	<b>(\$5,801,600)</b>	<b>(\$5,879,385)</b>	<b>(\$5,981,467)</b>	<b>(\$5,829,150)</b>	<b>(\$5,929,522)</b>		<b>(\$6,029,894)</b>	
<b>Funds Available</b>	<b>\$214,865</b>	<b>\$283,624</b>	<b>\$186,742</b>	<b>\$299,116</b>	<b>\$104,116</b>		<b>\$109,316</b>	



**CITY OF ANTIOCH  
2015-17 OPERATING BUDGET**



**SPECIAL REVENUE FUNDS**

**TRAFFIC SAFETY FUND (237)**

This fund accounts for fines and forfeitures received under Section 1463 of the Penal Code. Funds shall be used exclusively for official traffic control devices, the maintenance thereof, equipment and supplies for traffic law enforcement and traffic accident prevention.

<b>TRAFFIC SAFETY (FUND 237)</b>								
<b>Statement of Revenues, Expenditures and Change in Fund Balance</b>								
	<b>2012-13 Actual</b>	<b>2013-14 Actual</b>	<b>2014-15 Budget</b>	<b>2014-15 Revised</b>	<b>2015-16 Proposed</b>	<b>% Change</b>	<b>2016-17 Proposed</b>	<b>% Change</b>
<b>Beginning Balance, July 1</b>	<b>\$34,995</b>	<b>\$18,982</b>	<b>\$18,995</b>	<b>\$18,995</b>	<b>\$19,080</b>		<b>\$19,090</b>	
<b>Revenue Source:</b>								
Investment Income	355	88	100	175	100	-43%	100	0%
Vehicle Code Fines	103,922	78,198	80,000	80,000	80,000	0%	80,000	0%
<b>Total Revenue</b>	<b>104,277</b>	<b>78,286</b>	<b>80,100</b>	<b>80,175</b>	<b>80,100</b>	<b>0%</b>	<b>80,100</b>	<b>0%</b>
<b>Expenditures:</b>								
Services & Supplies	95	23	90	90	90	0%	90	0%
Transfer Out – General Fund	120,195	78,250	80,000	80,000	80,000	0%	80,000	0%
<b>Total Expenditures</b>	<b>120,290</b>	<b>78,273</b>	<b>80,090</b>	<b>80,090</b>	<b>80,090</b>	<b>0%</b>	<b>80,090</b>	<b>0%</b>
<b>Ending Balance, June 30</b>	<b>\$18,982</b>	<b>\$18,995</b>	<b>\$19,005</b>	<b>\$19,080</b>	<b>\$19,090</b>		<b>\$19,100</b>	

**CITY OF ANTIOCH  
2015-17 OPERATING BUDGET**



**SPECIAL REVENUE FUNDS**

**PEG FRANCHISE FEE FUND 238** – This fund accounts for a 1% fee collected from video franchises to support local Public, Educational and Governmental Programming (PEG).

<b>PEG FRANCHISE FEE (FUND 238)</b>								
<b>Statement of Revenues, Expenditures and Change in Fund Balance</b>								
	<b>2012-13 Actual</b>	<b>2013-14 Actual</b>	<b>2014-15 Budget</b>	<b>2014-15 Revised</b>	<b>2015-16 Proposed</b>	<b>% Change</b>	<b>2016-17 Proposed</b>	<b>% Change</b>
<b>Beginning Balance, July 1</b>	<b>\$500,100</b>	<b>\$606,122</b>	<b>\$719,050</b>	<b>\$719,050</b>	<b>\$832,035</b>		<b>\$945,833</b>	
<b>Revenue Source:</b>								
Investment Income	2,862	5,013	5,500	5,500	6,500	18%	6,500	0%
Franchise Fees	231,007	239,549	231,000	240,000	240,000	0%	240,000	0%
<b>Total Revenue</b>	<b>233,869</b>	<b>244,562</b>	<b>236,500</b>	<b>245,500</b>	<b>246,500</b>	<b>0%</b>	<b>246,500</b>	<b>0%</b>
<b>Expenditures:</b>								
Personnel	2,175	1,158	0	0	0	0%	0	0%
Services & Supplies	124,368	129,135	130,700	131,000	131,000	0%	131,500	0%
Internal Services	1,304	1,341	1,478	1,515	1,702	12%	1,758	3%
<b>Total Expenditures</b>	<b>127,847</b>	<b>131,634</b>	<b>132,178</b>	<b>132,515</b>	<b>132,702</b>	<b>0%</b>	<b>133,258</b>	<b>0%</b>
<b>Ending Balance, June 30</b>	<b>\$606,122</b>	<b>\$719,050</b>	<b>\$823,372</b>	<b>\$832,035</b>	<b>\$945,833</b>		<b>\$1,059,075</b>	

**CITY OF ANTIOCH  
2015-17 OPERATING BUDGET**



**SPECIAL REVENUE FUNDS**

**STREET IMPACT FUND (241)**

This fund accounts for the street impact fee portion of the garbage franchise agreement approved on August 9, 2005. These funds are earmarked for road repair work.

<b>STREET IMPACT FUND (FUND 241)</b>								
<b>Statement of Revenues, Expenditures and Change in Fund Balance</b>								
	<b>2012-13 Actual</b>	<b>2013-14 Actual</b>	<b>2014-15 Budget</b>	<b>2014-15 Revised</b>	<b>2015-16 Proposed</b>	<b>% Change</b>	<b>2016-17 Proposed</b>	<b>% Change</b>
<b>Beginning Balance, July 1</b>	<b>\$149,936</b>	<b>\$10,652</b>	<b>\$35,688</b>	<b>\$35,688</b>	<b>\$35,488</b>		<b>\$36,788</b>	
<b>Revenue Source:</b>								
Investment Income	3,375	2,125	2,000	2,000	2,000	0%	2,000	0%
Franchise Fees	1,084,208	1,125,120	1,122,000	1,122,000	1,144,440	2%	1,167,330	2%
<b>Total Revenue</b>	<b>1,087,583</b>	<b>1,127,245</b>	<b>1,124,000</b>	<b>1,124,000</b>	<b>1,146,440</b>	<b>2%</b>	<b>1,169,330</b>	<b>2%</b>
<b>Expenditures:</b>								
Services & Supplies	867	709	500	700	700	0%	700	0%
Transfer Out – General Fund	1,226,000	1,101,500	1,123,500	1,123,500	1,144,440	2%	1,167,330	2%
<b>Total Expenditures</b>	<b>1,226,867</b>	<b>1,102,209</b>	<b>1,124,000</b>	<b>1,124,200</b>	<b>1,145,140</b>	<b>2%</b>	<b>1,168,030</b>	<b>2%</b>
<b>Ending Balance, June 30</b>	<b>\$10,652</b>	<b>\$35,688</b>	<b>\$35,688</b>	<b>\$35,488</b>	<b>\$36,788</b>		<b>\$38,088</b>	

**CITY OF ANTIOCH  
2015-17 OPERATING BUDGET**



**SPECIAL REVENUE FUNDS**

**STREET LIGHT AND LANDSCAPE MAINTENANCE DISTRICT FUNDS**

These funds were established to account for revenue and related expenditures of lighting and landscape activities in areas throughout the City. Each district provides a variety of services to maintain landscaped and non landscaped areas, including minor medians, open space, cui-de-sacs, trails, right-of-ways, and neighborhood landscaping.

**LONE TREE WAY MAINTENANCE DISTRICT FUND (251)**

This fund consists of four maintenance zones, providing a variety of services to maintain landscaped and non-landscaped areas, including minor medians, open space, cul-de-sacs, trails, right-of-ways, and neighborhood landscaping.

<b>LONE TREE MAINTENANCE DISTRICT (FUND 251) Statement of Revenues, Expenditures and Change in Fund Balance</b>								
	<b>2012-13 Actual</b>	<b>2013-14 Actual</b>	<b>2014-15 Budget</b>	<b>2014-15 Revised</b>	<b>2015-16 Proposed</b>	<b>% Change</b>	<b>2016-17 Proposed</b>	<b>% Change</b>
<b>Beginning Balance, July 1</b>	<b>\$468,212</b>	<b>\$468,382</b>	<b>\$438,133</b>	<b>\$438,133</b>	<b>\$304,789</b>		<b>\$184,627</b>	
<b>Revenue Source:</b>								
Investment Income	2,285	5,217	1,000	2,000	1,000	-50%	500	-50%
Assessments	634,189	621,114	623,906	628,536	623,906	-1%	623,906	0%
Other	0	0	0	576	0	-100%	0	0%
<b>Total Revenue</b>	<b>636,474</b>	<b>626,331</b>	<b>624,906</b>	<b>631,112</b>	<b>624,906</b>	<b>-1%</b>	<b>624,406</b>	<b>0%</b>
<b>Expenditures:</b>								
Personnel	128,394	143,880	141,458	135,387	136,733	1%	144,728	6%
Services & Supplies	207,251	186,132	255,610	254,352	262,852	3%	316,126	20%
Transfers Out	294,506	320,263	360,165	367,616	337,562	-8%	270,982	-20%
Internal Services	6,153	6,305	6,921	7,101	7,921	12%	8,169	3%
<b>Total Expenditures</b>	<b>636,304</b>	<b>656,580</b>	<b>764,154</b>	<b>764,456</b>	<b>745,068</b>	<b>-3%</b>	<b>740,005</b>	<b>-1%</b>
<b>Ending Balance, June 30</b>	<b>\$468,382</b>	<b>\$438,133</b>	<b>\$298,885</b>	<b>\$304,789</b>	<b>\$184,627</b>		<b>\$69,028</b>	

**CITY OF ANTIOCH  
2015-17 OPERATING BUDGET**



**SPECIAL REVENUE FUNDS**

**LONE TREE WAY MAINTENANCE DISTRICT FUND (251) (Continued)**

<b>LONE TREE WAY MAINTENANCE DISTRICT STAFFING SUMMARY</b>			
<b>Funded FTE's:</b>	<b>Funded 2014-15</b>	<b>Funded 2015-16</b>	<b>Funded 2016-17</b>
Zone 1	0.1245	0.1245	0.1245
Zone 2	0.5510	0.5510	0.5510
Zone 3	0.4945	0.4945	0.4945
Zone 4	0.1000	0.1000	0.1000
<b>Total Funded FTE's</b>	<b>1.2700</b>	<b>1.2700</b>	<b>1.2700</b>

<b>LONE TREE MAINTENANCE DISTRICT - ZONE 1 (251-4511)</b>								
	<b>2012-13 Actual</b>	<b>2013-14 Actual</b>	<b>2014-15 Budget</b>	<b>2014-15 Revised</b>	<b>2015-16 Proposed</b>	<b>% Change</b>	<b>2016-17 Proposed</b>	<b>% Change</b>
<b>Source of Funds:</b>								
Investment Income	2,285	5,217	1,000	2,000	1,000	-50%	500	-50%
Assessment Fees	148,882	148,895	148,000	149,098	148,000	-1%	148,000	0%
<b>Total Source of Funds</b>	<b>151,167</b>	<b>154,112</b>	<b>149,000</b>	<b>151,098</b>	<b>149,000</b>	<b>-1%</b>	<b>148,500</b>	<b>0%</b>
<b>Use of Funds:</b>								
Personnel	32,491	40,523	13,122	13,209	13,114	-1%	13,845	6%
Services & Supplies	54,864	56,782	61,802	67,270	69,346	3%	78,550	13%
Transfers Out	68,957	72,189	81,717	83,888	91,501	9%	67,755	-26%
Internal Services	1,539	1,577	1,731	1,776	1,981	12%	2,043	3%
<b>Total Use of Funds</b>	<b>157,851</b>	<b>171,071</b>	<b>158,372</b>	<b>166,143</b>	<b>175,942</b>	<b>6%</b>	<b>162,193</b>	<b>-8%</b>
Funded FTE'S	0.375	0.4375	0.1470	0.1245	0.1245		0.1245	

**CITY OF ANTIOCH  
2015-17 OPERATING BUDGET**



**SPECIAL REVENUE FUNDS**

**LONE TREE WAY MAINTENANCE DISTRICT FUND (251) (Continued)**

<b>LONE TREE MAINTENANCE DISTRICT – ZONE 2 (251-4512)</b>								
	<b>2012-13 Actual</b>	<b>2013-14 Actual</b>	<b>2014-15 Budget</b>	<b>2014-15 Revised</b>	<b>2015-16 Proposed</b>	<b>% Change</b>	<b>2016-17 Proposed</b>	<b>% Change</b>
<b>Source of Funds:</b>								
Assessment Fees	198,337	198,354	197,162	198,625	197,162	-1%	197,162	0%
<b>Total Source of Funds</b>	<b>198,337</b>	<b>198,354</b>	<b>197,162</b>	<b>198,625</b>	<b>197,162</b>	<b>-1%</b>	<b>197,162</b>	<b>0%</b>
<b>Use of Funds:</b>								
Personnel	43,947	44,112	57,880	55,581	56,020	1%	59,065	5%
Services & Supplies	74,163	63,771	83,139	89,611	93,015	4%	109,612	18%
Transfers Out	79,920	95,139	106,604	108,962	70,365	-35%	73,564	5%
Internal Services	1,538	1,576	1,730	1,775	1,980	12%	2,042	3%
<b>Total Use of Funds</b>	<b>199,568</b>	<b>204,598</b>	<b>249,353</b>	<b>255,929</b>	<b>221,380</b>	<b>-13%</b>	<b>244,283</b>	<b>10%</b>
Funded FTE'S	0.4875	0.4750	0.6292	0.5510	0.5510		0.5510	

<b>LONE TREE MAINTENANCE DISTRICT - ZONE 3 (251-4513)</b>								
	<b>2012-13 Actual</b>	<b>2013-14 Actual</b>	<b>2014-15 Budget</b>	<b>2014-15 Revised</b>	<b>2015-16 Proposed</b>	<b>% Change</b>	<b>2016-17 Proposed</b>	<b>% Change</b>
<b>Source of Funds:</b>								
Assessment Fees	216,955	216,973	215,669	217,270	215,669	-1%	215,669	0%
Other	0	0	0	576	0	-100%	0	0%
<b>Total Source of Funds</b>	<b>216,955</b>	<b>216,973</b>	<b>215,669</b>	<b>217,846</b>	<b>215,669</b>	<b>-1%</b>	<b>215,669</b>	<b>0%</b>
<b>Use of Funds:</b>								
Personnel	38,950	43,178	54,093	52,316	51,733	-1%	54,538	5%
Services & Supplies	59,866	50,530	63,875	64,451	66,325	3%	82,260	24%
Transfers Out	118,169	118,874	130,915	133,148	131,661	-1%	84,692	-36%
Internal Services	1,538	1,576	1,730	1,775	1,980	12%	2,042	3%
<b>Total Use of Funds</b>	<b>218,523</b>	<b>214,158</b>	<b>250,613</b>	<b>251,690</b>	<b>251,699</b>	<b>0%</b>	<b>223,532</b>	<b>-11%</b>
Funded FTE'S	0.4375	0.45	0.5727	0.4945	0.4945		0.4945	

**CITY OF ANTIOCH  
2015-17 OPERATING BUDGET**



**SPECIAL REVENUE FUNDS**

**LONE TREE WAY MAINTENANCE DISTRICT FUND (251) (Continued)**

<b>LONE TREE MAINTENANCE DISTRICT - ZONE 4 (251-4514)</b>								
	<b>2012-13 Actual</b>	<b>2013-14 Actual</b>	<b>2014-15 Budget</b>	<b>2014-15 Revised</b>	<b>2015-16 Proposed</b>	<b>% Change</b>	<b>2016-17 Proposed</b>	<b>% Change</b>
<b>Source of Funds:</b>								
Assessment Fees	70,015	56,892	63,075	63,543	63,075	-1%	63,075	0%
<b>Total Source of Funds</b>	<b>70,015</b>	<b>56,892</b>	<b>63,075</b>	<b>63,543</b>	<b>63,075</b>	<b>-1%</b>	<b>63,075</b>	<b>0%</b>
<b>Use of Funds:</b>								
Personnel	13,006	16,067	16,363	14,281	15,866	11%	17,280	9%
Services & Supplies	18,358	15,049	46,794	33,020	34,166	3%	45,704	34%
Transfers Out	27,460	34,061	40,929	41,618	44,035	6%	44,971	2%
Internal Services	1,538	1,576	1,730	1,775	1,980	12%	2,042	3%
<b>Total Use of Funds</b>	<b>60,362</b>	<b>66,753</b>	<b>105,816</b>	<b>90,694</b>	<b>96,047</b>	<b>6%</b>	<b>109,997</b>	<b>15%</b>
Funded FTE'S	0.125	0.139	0.153	0.10	0.10		0.10	

**CITY OF ANTIOCH  
2015-17 OPERATING BUDGET**



**SPECIAL REVENUE FUNDS**

**DOWNTOWN MAINTENANCE DISTRICT FUND (252)**

The Downtown Maintenance District provides a variety of services to maintain landscaped and non-landscaped areas, including minor medians, fishing pier, trails, right-of-ways, flowerbeds and parking lots; assists in community events as needed including 4th of July, street fairs, and banner installations.

<b>DOWNTOWN MAINTENANCE DISTRICT (FUND 252)</b>								
<b>Statement of Revenues, Expenditures and Change in Fund Balance</b>								
	<b>2012-13 Actual</b>	<b>2013-14 Actual</b>	<b>2014-15 Budget</b>	<b>2014-15 Revised</b>	<b>2015-16 Proposed</b>	<b>% Change</b>	<b>2016-17 Proposed</b>	<b>% Change</b>
<b>Beginning Balance, July 1</b>	<b>\$20,127</b>	<b>\$15,305</b>	<b>\$18,595</b>	<b>\$18,595</b>	<b>\$23,319</b>		<b>\$2,532</b>	
<b>Revenue Source:</b>								
Investment Income	24	35	50	50	50	0%	50	0%
Other	0	6,949	0	8,843	0	-100%	0	0%
Transfers In	57,000	50,000	77,000	77,000	77,000	0%	102,000	32%
<b>Total Revenue</b>	<b>57,024</b>	<b>56,984</b>	<b>77,050</b>	<b>85,893</b>	<b>77,050</b>	<b>-10%</b>	<b>102,050</b>	<b>32%</b>
<b>Expenditures:</b>								
Personnel	33,564	28,670	42,574	42,123	42,340	1%	43,398	2%
Services & Supplies	17,165	20,847	31,484	34,100	49,940	46%	54,510	9%
Transfer Out	9,597	2,667	3,144	3,269	3,703	13%	3,871	5%
Internal Services	1,520	1,510	1,632	1,677	1,854	11%	1,907	3%
<b>Total Expenditures</b>	<b>61,846</b>	<b>53,694</b>	<b>78,834</b>	<b>81,169</b>	<b>97,837</b>	<b>21%</b>	<b>103,686</b>	<b>6%</b>
<b>Ending Balance, June 30</b>	<b>\$15,305</b>	<b>\$18,595</b>	<b>\$16,811</b>	<b>\$23,319</b>	<b>\$2,532</b>		<b>\$896</b>	
				<b>Funded 2014-15</b>	<b>Funded 2015-16</b>		<b>Funded 2016-17</b>	
<b>Funded FTE's:</b>				0.0125	0.0125		0.0125	



**CITY OF ANTIOCH  
2015-17 OPERATING BUDGET**



**SPECIAL REVENUE FUNDS**

**ALMONDRIDGE MAINTENANCE DISTRICT FUND (253)**

Almondridge Maintenance District Provides a variety of services to maintain landscaped and non-landscaped areas, including minor medians, open space, cul-de-sacs, trails, right-of-ways, and neighborhood landscaping.

<b>ALMONDRIDGE MAINTENANCE DISTRICT (FUND 253)</b>								
<b>Statement of Revenues, Expenditures and Change in Fund Balance</b>								
	<b>2012-13 Actual</b>	<b>2013-14 Actual</b>	<b>2014-15 Budget</b>	<b>2014-15 Revised</b>	<b>2015-16 Proposed</b>	<b>% Change</b>	<b>2016-17 Proposed</b>	<b>% Change</b>
<b>Beginning Balance, July 1</b>	<b>\$55,960</b>	<b>\$56,728</b>	<b>\$66,059</b>	<b>\$66,059</b>	<b>\$62,910</b>		<b>\$58,936</b>	
<b>Revenue Source:</b>								
Investment Income	254	704	100	300	100	-67%	100	0%
Assessment Fees	91,971	91,979	108,922	109,731	108,922	-1%	108,922	0%
<b>Total Revenue</b>	<b>92,225</b>	<b>92,683</b>	<b>109,022</b>	<b>110,031</b>	<b>109,022</b>	<b>-1%</b>	<b>109,022</b>	<b>0%</b>
<b>Expenditures:</b>								
Personnel	36,765	21,454	21,855	16,596	11,905	-28%	12,960	9%
Services & Supplies	18,297	18,955	24,710	24,463	25,280	3%	29,570	17%
Transfer Out	34,953	41,486	69,493	70,491	73,996	5%	75,352	2%
Internal Services	1,442	1,457	1,590	1,630	1,815	11%	1,871	3%
<b>Total Expenditures</b>	<b>91,457</b>	<b>83,352</b>	<b>117,648</b>	<b>113,180</b>	<b>112,996</b>	<b>0%</b>	<b>119,753</b>	<b>6%</b>
<b>Ending Balance, June 30</b>	<b>\$56,728</b>	<b>\$66,059</b>	<b>\$57,433</b>	<b>\$62,910</b>	<b>\$58,936</b>		<b>\$48,205</b>	
				<b>Funded 2014-15</b>	<b>Funded 2015-16</b>		<b>Funded 2016-17</b>	
<b>Funded FTE's:</b>				0.075	0.075		0.075	

**CITY OF ANTIOCH  
2015-17 OPERATING BUDGET**



**SPECIAL REVENUE FUNDS**

**HILLCREST MAINTENANCE DISTRICT FUND (254)**

Hillcrest Maintenance District consists of four maintenance zones, providing services to maintain landscaped and non-landscaped areas, including minor medians, open space, cul-de-sacs, trails, right-of-ways, and neighborhood landscaping.

<b>HILLCREST MAINTENANCE DISTRICT (FUND 254)</b>								
<b>Statement of Revenues, Expenditures and Change in Fund Balance</b>								
	<b>2012-13</b>	<b>2013-14</b>	<b>2014-15</b>	<b>2014-15</b>	<b>2015-16</b>	<b>%</b>	<b>2016-17</b>	<b>%</b>
	<b>Actual</b>	<b>Actual</b>	<b>Budget</b>	<b>Revised</b>	<b>Proposed</b>	<b>Change</b>	<b>Proposed</b>	<b>Change</b>
<b>Beginning Balance, July 1</b>	<b>\$538,923</b>	<b>\$494,748</b>	<b>\$471,990</b>	<b>\$471,990</b>	<b>\$294,791</b>		<b>\$130,316</b>	
<b>Revenue Source:</b>								
Investment Income	2,891	5,925	1,500	1,500	750	-50%	300	-60%
Assessment Fees	829,023	829,090	824,110	830,228	824,110	-1%	824,110	0%
Other	26	3,284	0	0	0	0%	0	0%
Transfer In – General Fund	0	0	0	0	0	0%	16,000	100%
<b>Total Revenue</b>	<b>831,940</b>	<b>838,299</b>	<b>825,610</b>	<b>831,728</b>	<b>824,860</b>	<b>-1%</b>	<b>840,410</b>	<b>2%</b>
<b>Use of Funds:</b>								
Personnel	164,880	186,415	185,258	179,465	186,225	4%	196,943	6%
Services & Supplies	243,669	223,505	302,200	328,300	316,287	-4%	378,220	20%
Transfers Out	459,103	442,482	526,131	491,430	475,960	-3%	348,293	-27%
Internal Services	8,463	8,655	9,495	9,732	10,863	12%	11,202	3%
<b>Total Use of Funds</b>	<b>876,115</b>	<b>861,057</b>	<b>1,023,084</b>	<b>1,008,927</b>	<b>989,335</b>	<b>-2%</b>	<b>934,658</b>	<b>-6%</b>
<b>Ending Balance, June 30</b>	<b>\$494,748</b>	<b>\$471,990</b>	<b>\$274,516</b>	<b>\$294,791</b>	<b>\$130,316</b>		<b>\$36,068</b>	

<b>Funded FTE'S:</b>	<b>Funded</b>	<b>Funded</b>	<b>Funded</b>
	<b>2014-15</b>	<b>2015-16</b>	<b>2016-17</b>
Zone 1	0.6725	0.6725	0.6725
Zone 2	0.4725	0.4725	0.4725
Zone 4	0.5500	0.5500	0.5500
<b>Total Funded FTE's:</b>	<b>1.6950</b>	<b>1.6950</b>	<b>1.6950</b>

**CITY OF ANTIOCH  
2015-17 OPERATING BUDGET**



**SPECIAL REVENUE FUNDS**

**HILLCREST MAINTENANCE DISTRICT FUND (254) (Continued)**

HILLCREST MAINTENANCE DISTRICT, ZONE 1 (254-4541)								
	2012-13 Actual	2013-14 Actual	2014-15 Budget	2014-15 Revised	2015-16 Proposed	% Change	2016-17 Proposed	% Change
<b>Source of Funds:</b>								
Investment Income	2,891	5,925	1,500	1,500	750	-50%	300	-60%
Assessment Fees	276,703	276,725	275,063	277,105	275,063	-1%	275,063	0%
Other	26	0	0	0	0	0%	0	0%
<b>Total Source of Funds</b>	<b>279,620</b>	<b>282,650</b>	<b>276,563</b>	<b>278,605</b>	<b>275,813</b>	<b>-1%</b>	<b>275,363</b>	<b>0%</b>
<b>Use of Funds:</b>								
Personnel	70,414	77,218	76,984	73,369	73,313	0%	77,467	6%
Services & Supplies	65,199	70,469	123,526	114,625	117,992	3%	142,995	21%
Transfers Out	127,410	157,780	201,062	204,827	203,029	-1%	117,499	-42%
Internal Services	2,821	2,885	3,165	3,244	3,621	12%	3,734	3%
<b>Total Use of Funds</b>	<b>265,844</b>	<b>308,352</b>	<b>404,737</b>	<b>396,065</b>	<b>397,955</b>	<b>0%</b>	<b>341,695</b>	<b>-14%</b>
Funded FTE's	0.7875	0.7962	0.7962	0.6725	0.6725		0.6725	

**CITY OF ANTIOCH  
2015-17 OPERATING BUDGET**



**SPECIAL REVENUE FUNDS**

**HILLCREST MAINTENANCE DISTRICT FUND (254) (Continued)**

HILLCREST MAINTENANCE DISTRICT ZONE 2 (254-4542)								
	2012-13 Actual	2013-14 Actual	2014-15 Budget	2014-15 Revised	2015-16 Proposed	% Change	2016-17 Proposed	% Change
<b>Source of Funds:</b>								
Assessment Fees	365,391	365,421	363,226	365,923	363,226	-1%	363,226	0%
Other	0	1,707	0	0	0	0%	0	0%
<b>Total Source of Funds</b>	<b>365,391</b>	<b>367,128</b>	<b>363,226</b>	<b>365,923</b>	<b>363,226</b>	<b>-1%</b>	<b>363,226</b>	<b>0%</b>
<b>Use of Funds:</b>								
Personnel	54,416	50,477	49,832	48,731	51,899	7%	54,959	6%
Services & Supplies	118,861	100,863	114,812	123,480	125,900	2%	151,495	20%
Transfers Out	242,394	190,919	219,974	223,367	201,279	-10%	155,884	-23%
Internal Services	2,821	2,885	3,165	3,244	3,621	12%	3,734	3%
<b>Total Use of Funds</b>	<b>418,492</b>	<b>345,144</b>	<b>387,783</b>	<b>398,822</b>	<b>382,699</b>	<b>-4%</b>	<b>366,072</b>	<b>-4%</b>
Funded FTE's	0.6125	0.5237	0.5237	0.4725	0.4725		0.4725	

**CITY OF ANTIOCH  
2015-17 OPERATING BUDGET**



**SPECIAL REVENUE FUNDS**

**HILLCREST MAINTENANCE DISTRICT FUND (254) (Continued)**

HILLCREST MAINTENANCE DISTRICT, ZONE 4 (254-4544)								
	2012-13 Actual	2013-14 Actual	2014-15 Budget	2014-15 Revised	2015-16 Proposed	% Change	2016-17 Proposed	% Change
<b>Revenue Source:</b>								
Assessment Fees	186,929	186,944	185,821	187,200	185,821	-1%	185,821	0%
Other	0	1,577	0	0	0	0%	0	0%
Transfer In – General Fund	0	0	0	0	0	0%	16,000	100%
<b>Total Revenue</b>	<b>186,929</b>	<b>188,521</b>	<b>185,821</b>	<b>187,200</b>	<b>185,821</b>	<b>-1%</b>	<b>201,821</b>	<b>9%</b>
<b>Use of Funds:</b>								
Personnel	40,050	58,720	58,442	57,365	61,013	6%	64,517	6%
Services & Supplies	59,609	52,173	63,862	90,195	72,395	-20%	83,730	16%
Transfers Out	89,299	93,783	105,095	63,236	71,652	13%	74,910	5%
Internal Services	2,821	2,885	3,165	3,244	3,621	12%	3,734	3%
<b>Total Use of Funds</b>	<b>191,779</b>	<b>207,561</b>	<b>230,564</b>	<b>214,040</b>	<b>208,681</b>	<b>-3%</b>	<b>226,891</b>	<b>9%</b>
Funded FTE'S	0.425	0.606	0.606	0.550	0.550		0.550	

**CITY OF ANTIOCH  
2015-17 OPERATING BUDGET**



**SPECIAL REVENUE FUNDS**

**PARK MAINTENANCE DISTRICT 1-A FUND (255)**

Park Maintenance District 1-A provides services to maintain landscaped and non-landscaped areas, including minor medians, open space, cul-de-sacs, trails, right-of-ways, and neighborhood landscaping. Services are also provided for the District owned and operated RV storage facility.

<b>Park 1A Maintenance District (FUND 255) Statement of Revenues, Expenditures and Change in Fund Balance</b>								
	<b>2012-13 Actual</b>	<b>2013-14 Actual</b>	<b>2014-15 Budget</b>	<b>2014-15 Revised</b>	<b>2015-16 Proposed</b>	<b>% Change</b>	<b>2016-17 Proposed</b>	<b>% Change</b>
<b>Beginning Balance, July 1</b>	<b>\$13,281</b>	<b>\$5,735</b>	<b>\$23,864</b>	<b>\$23,864</b>	<b>\$30,457</b>		<b>\$23,941</b>	
<b>Revenue Sources:</b>								
Taxes	21,811	24,001	21,750	29,180	21,825	-25%	21,825	0%
Investment Income & Rentals	28,778	34,309	40,100	40,150	40,125	0%	40,050	0%
Revenue from Other Agencies	228	113	115	115	115	0%	115	0%
Other	508	0	0	0	0	0%	0	0%
<b>Total Revenues</b>	<b>51,325</b>	<b>58,423</b>	<b>61,965</b>	<b>69,445</b>	<b>62,065</b>	<b>-11%</b>	<b>61,990</b>	<b>0%</b>
<b>Expenditures:</b>								
Personnel	7,402	8,156	8,855	5,134	1,987	-61%	2,165	9%
Services & Supplies	23,390	12,685	31,237	33,009	35,740	8%	35,820	0%
Transfers Out	13,916	8,001	9,432	9,805	11,110	13%	11,615	5%
Internal Services	14,163	11,452	13,633	14,904	19,744	32%	21,040	7%
<b>Total Expenditures</b>	<b>58,871</b>	<b>40,294</b>	<b>63,157</b>	<b>62,852</b>	<b>68,581</b>	<b>9%</b>	<b>70,640</b>	<b>3%</b>
<b>Ending Balance, June 30</b>	<b>\$5,735</b>	<b>\$23,864</b>	<b>\$22,672</b>	<b>\$30,457</b>	<b>\$23,941</b>		<b>\$15,291</b>	
				<b>Funded 2014-15</b>	<b>Funded 2015-16</b>		<b>Funded 2016-17</b>	
<b>Funded FTE'S:</b>				0.0125	0.0125		0.0125	

**CITY OF ANTIOCH  
2015-17 OPERATING BUDGET**



**SPECIAL REVENUE FUNDS**

**CITYWIDE DISTRICT 2A MAINTENANCE DISTRICT FUND (256)**

Citywide District 2A Maintenance District consists of seven open and three un-funded maintenance zones, providing a variety of services to maintain landscaped and non-landscaped areas, including minor medians, 87 acres of open space, 148 cul-de-sacs, 28,000 linear feet of trails, 15 acres of right-of-way, and 6 subdivision entrance signs. One new zone was added in this district during fiscal 06/07 in the Markley Creek area.

<b>CITYWIDE 2A MAINTENANCE DISTRICT (FUND 256)</b>								
<b>Statement of Revenues, Expenditures and Change in Fund Balance</b>								
	<b>2012-13 Actual</b>	<b>2013-14 Actual</b>	<b>2014-15 Budget</b>	<b>2014-15 Revised</b>	<b>2015-16 Proposed</b>	<b>% Change</b>	<b>2016-17 Proposed</b>	<b>% Change</b>
<b>Beginning Balance, July 1</b>	<b>\$228,259</b>	<b>\$240,252</b>	<b>\$256,780</b>	<b>\$256,780</b>	<b>\$165,063</b>		<b>\$113,482</b>	
<b>Revenue Source:</b>								
Investment Income	1,323	2,814	1,300	1,300	800	-38%	500	-38%
Assessment Fees	384,817	393,332	400,494	403,467	401,836	0%	401,836	0%
Other	1,342	1,688	0	0	0	0%	0	0%
Transfers In	92,000	78,000	88,000	88,000	98,000	11%	123,000	26%
<b>Total Revenue</b>	<b>479,482</b>	<b>475,834</b>	<b>489,794</b>	<b>492,767</b>	<b>500,636</b>	<b>2%</b>	<b>525,336</b>	<b>5%</b>
<b>Expenditures:</b>								
Personnel	76,093	85,669	85,421	83,154	88,237	6%	93,645	6%
Services & Supplies	153,457	167,755	228,235	271,644	268,959	-1%	304,719	13%
Transfers Out	232,750	200,603	219,331	223,819	188,554	-16%	150,051	-20%
Internal Services	5,189	5,279	5,729	5,867	6,467	10%	6,647	3%
<b>Total Expenditures</b>	<b>467,489</b>	<b>459,306</b>	<b>538,716</b>	<b>584,484</b>	<b>552,217</b>	<b>-6%</b>	<b>555,062</b>	<b>1%</b>
<b>Ending Balance, June 30</b>	<b>\$240,252</b>	<b>\$256,780</b>	<b>\$207,858</b>	<b>\$165,063</b>	<b>\$113,482</b>		<b>\$83,756</b>	

**CITY OF ANTIOCH  
2015-17 OPERATING BUDGET**



**SPECIAL REVENUE FUNDS**

**CITYWIDE DISTRICT 2A MAINTENANCE DISTRICT FUND (256) (Continued)**

<b>CITYWIDE DISTRICT 2A MAINTENANCE DISTRICT STAFFING SUMMARY</b>			
<b>Funded FTE's:</b>	<b>Funded 2014-15</b>	<b>Funded 2015-16</b>	<b>Funded 2016-17</b>
Zone 3	0.0800	0.0800	0.0800
Zone 4	0.0250	0.0250	0.0250
Zone 5	0.1175	0.1175	0.1175
Zone 6	0.0375	0.0375	0.0375
Zone 8	0.1875	0.1875	0.1875
Zone 9	0.1750	0.1750	0.1750
Zone 10	0.1625	0.1625	0.1625
<b>Total Funded FTE's:</b>	<b>0.7850</b>	<b>0.7850</b>	<b>0.7850</b>

<b>CITYWIDE MAINTENANCE ZONE 3 (256-4563)</b>								
	<b>2012-13 Actual</b>	<b>2013-14 Actual</b>	<b>2014-15 Budget</b>	<b>2014-15 Revised</b>	<b>2015-16 Proposed</b>	<b>% Change</b>	<b>2016-17 Proposed</b>	<b>% Change</b>
<b>Source of Funds:</b>								
Investment Income	1,323	2,814	1,300	1,300	800	-38%	500	-38%
Assessment Fees	14,582	14,584	14,496	14,604	14,496	-1%	14,496	0%
Other	1,342	0	0	0	0	0%	0	0%
Transfers In	20,000	18,000	18,000	18,000	18,000	0%	18,000	0%
<b>Total Source of Funds</b>	<b>37,247</b>	<b>35,398</b>	<b>33,796</b>	<b>33,904</b>	<b>33,296</b>	<b>-2%</b>	<b>32,996</b>	<b>-1%</b>
<b>Use of Funds:</b>								
Personnel	9,451	10,355	10,274	9,166	8,070	-12%	8,470	5%
Services & Supplies	5,650	6,631	7,381	9,125	9,515	4%	10,105	6%
Transfers Out	19,674	12,002	14,150	14,708	16,665	13%	17,423	5%
Internal Services	864	879	954	977	1,077	10%	1,107	3%
<b>Total Use of Funds</b>	<b>35,639</b>	<b>29,867</b>	<b>32,759</b>	<b>33,976</b>	<b>35,327</b>	<b>4%</b>	<b>37,105</b>	<b>5%</b>
Funded FTE's	0.1125	0.1125	0.1125	0.08	0.08		0.08	



**CITY OF ANTIOCH  
2015-17 OPERATING BUDGET**



**SPECIAL REVENUE FUNDS**

**CITYWIDE DISTRICT 2A MAINTENANCE DISTRICT FUND (256) (Continued)**

CITYWIDE MAINTENANCE ZONE 4 (256-4564)								
	2012-13 Actual	2013-14 Actual	2014-15 Budget	2014-15 Revised	2015-16 Proposed	% Change	2016-17 Proposed	% Change
<b>Source of Funds:</b>								
Assessment Fees	12,993	12,994	12,916	13,012	12,916	-1%	12,916	0%
Transfer In – General Fund	12,000	10,000	10,000	10,000	10,000	0%	10,000	0%
<b>Total Source of Funds</b>	<b>24,993</b>	<b>22,994</b>	<b>22,916</b>	<b>23,012</b>	<b>22,916</b>	<b>0%</b>	<b>22,916</b>	<b>0%</b>
<b>Use of Funds:</b>								
Personnel	3,179	3,486	3,502	3,068	2,350	-23%	2,475	5%
Services & Supplies	10,940	11,049	14,210	14,210	15,905	12%	16,565	4%
Transfer Out – SLLMD Admin	5,758	4,001	4,717	4,903	5,556	13%	5,808	5%
Internal Services	865	880	955	978	1,078	10%	1,108	3%
<b>Total Use of Funds</b>	<b>20,742</b>	<b>19,416</b>	<b>23,384</b>	<b>23,159</b>	<b>24,889</b>	<b>7%</b>	<b>25,956</b>	<b>4%</b>
Funded FTE's	0.0375	0.0375	0.0375	0.025	0.025		0.025	

**CITY OF ANTIOCH  
2015-17 OPERATING BUDGET**



**SPECIAL REVENUE FUNDS**

**CITYWIDE DISTRICT 2A MAINTENANCE DISTRICT FUND (256) (Continued)**

CITYWIDE MAINTENANCE ZONE 5 (256-4565)								
	2012-13 Actual	2013-14 Actual	2014-15 Budget	2014-15 Revised	2015-16 Proposed	% Change	2016-17 Proposed	% Change
<b>Source of Funds:</b>								
Assessment Fees	1,501	1,501	1,492	1,503	1,492	-1%	1,492	0%
Other	0	0	0	0	0	0%	0	0%
Transfer In – General Fund	60,000	50,000	50,000	50,000	50,000	0%	55,000	10%
<b>Total Source of Funds</b>	<b>61,501</b>	<b>51,501</b>	<b>51,492</b>	<b>51,503</b>	<b>51,492</b>	<b>0%</b>	<b>56,492</b>	<b>10%</b>
<b>Use of Funds:</b>								
Personnel	16,592	13,917	13,798	12,803	11,999	-6%	12,609	5%
Services & Supplies	16,512	16,643	20,470	20,905	24,255	16%	25,210	4%
Transfer Out – SLLMD Admin	28,792	16,003	18,866	19,611	22,221	13%	23,231	5%
Internal Services	865	880	955	978	1,078	10%	1,108	3%
<b>Total Use of Funds</b>	<b>62,761</b>	<b>47,443</b>	<b>54,089</b>	<b>54,297</b>	<b>59,553</b>	<b>10%</b>	<b>62,158</b>	<b>4%</b>
Funded FTE's	0.20	0.15	0.15	0.1175	0.1175		0.1175	

**CITY OF ANTIOCH  
2015-17 OPERATING BUDGET**



**SPECIAL REVENUE FUNDS**

**CITYWIDE DISTRICT 2A MAINTENANCE DISTRICT FUND (256) (Continued)**

CITYWIDE MAINTENANCE ZONE 6 (256-4566)								
	2012-13 Actual	2013-14 Actual	2014-15 Budget	2014-15 Revised	2015-16 Proposed	% Change	2016-17 Proposed	% Change
<b>Source of Funds:</b>								
Assessment Fees	28,752	28,755	28,582	28,794	28,582	-1%	28,582	0%
Other	0	1,688	0	0	0	0%	0	0%
Transfer In – General Fund	0	0	10,000	10,000	20,000	100%	40,000	100%
<b>Total Source of Funds</b>	<b>28,752</b>	<b>30,443</b>	<b>38,582</b>	<b>38,794</b>	<b>48,582</b>	<b>25%</b>	<b>68,582</b>	<b>41%</b>
<b>Use of Funds:</b>								
Personnel	4,478	4,913	4,901	4,529	3,940	-13%	4,135	5%
Services & Supplies	16,959	20,309	32,566	41,385	42,660	3%	57,480	35%
Transfer Out – SLLMD Admin	8,638	4,681	6,288	6,537	7,407	13%	7,743	5%
Internal Services	865	880	955	978	1,078	10%	1,108	3%
<b>Total Use of Funds</b>	<b>30,940</b>	<b>30,783</b>	<b>44,710</b>	<b>53,429</b>	<b>55,085</b>	<b>3%</b>	<b>70,466</b>	<b>28%</b>
Funded FTE's	0.05	0.05	0.05	0.0375	0.0375		0.0375	

**CITY OF ANTIOCH  
2015-17 OPERATING BUDGET**



**SPECIAL REVENUE FUNDS**

**CITYWIDE DISTRICT 2A MAINTENANCE DISTRICT FUND (256) (Continued)**

<b>CITYWIDE MAINTENANCE ZONE 8 (256-4568)</b>								
	<b>2012-13 Actual</b>	<b>2013-14 Actual</b>	<b>2014-15 Budget</b>	<b>2014-15 Revised</b>	<b>2015-16 Proposed</b>	<b>% Change</b>	<b>2016-17 Proposed</b>	<b>% Change</b>
<b>Source of Funds:</b>								
Assessment Fees	75,212	75,218	74,766	75,321	75,300	0%	75,300	0%
<b>Total Source of Funds</b>	<b>75,212</b>	<b>75,218</b>	<b>74,766</b>	<b>75,321</b>	<b>75,300</b>	<b>0%</b>	<b>75,300</b>	<b>0%</b>
<b>Use of Funds:</b>								
Personnel	16,592	18,170	17,994	17,993	18,569	3%	19,487	5%
Services & Supplies	16,092	17,817	21,605	21,605	26,000	20%	26,980	4%
Transfers Out	37,553	36,989	40,155	41,147	41,627	1%	30,975	-26%
Internal Services	865	880	955	978	1,078	10%	1,108	3%
<b>Total Use of Funds</b>	<b>71,102</b>	<b>73,856</b>	<b>80,709</b>	<b>81,723</b>	<b>87,274</b>	<b>7%</b>	<b>78,550</b>	<b>-10%</b>
Funded FTE's	0.20	0.20	0.20	0.1875	0.1875		0.1875	

**CITY OF ANTIOCH  
2015-17 OPERATING BUDGET**



**SPECIAL REVENUE FUNDS**

**CITYWIDE DISTRICT 2A MAINTENANCE DISTRICT FUND (256) (Continued)**

CITYWIDE MAINTENANCE ZONE 9 (256-4569)								
	2012-13 Actual	2013-14 Actual	2014-15 Budget	2014-15 Revised	2015-16 Proposed	% Change	2016-17 Proposed	% Change
<b>Source of Funds:</b>								
Assessment Fees	116,683	116,693	115,992	116,853	116,800	0%	116,800	0%
<b>Total Source of Funds</b>	<b>116,683</b>	<b>116,693</b>	<b>115,992</b>	<b>116,853</b>	<b>116,800</b>	<b>0%</b>	<b>116,800</b>	<b>0%</b>
<b>Use of Funds:</b>								
Personnel	15,727	17,225	17,057	17,070	17,531	3%	18,396	5%
Services & Supplies	42,897	40,361	45,064	57,725	60,500	5%	75,780	25%
Transfers Out	70,025	63,003	66,582	67,512	27,775	-59%	29,038	5%
Internal Services	865	880	955	978	1,078	10%	1,108	3%
<b>Total Use of Funds</b>	<b>129,514</b>	<b>121,469</b>	<b>129,658</b>	<b>143,285</b>	<b>106,884</b>	<b>-25%</b>	<b>124,322</b>	<b>16%</b>
Funded FTE's	0.1875	0.1875	0.1875	0.175	0.175		0.175	

CITYWIDE MAINTENANCE ZONE 10 (256-4572)								
	2012-13 Actual	2013-14 Actual	2014-15 Budget	2014-15 Revised	2015-16 Proposed	% Change	2016-17 Proposed	% Change
<b>Source of Funds:</b>								
Assessment Fees	135,094	143,587	152,250	153,380	152,250	-1%	152,250	0%
<b>Total Source of Funds</b>	<b>135,094</b>	<b>143,587</b>	<b>152,250</b>	<b>153,380</b>	<b>152,250</b>	<b>-1%</b>	<b>152,250</b>	<b>0%</b>
<b>Use of Funds:</b>								
Personnel	10,074	17,603	17,895	18,525	25,778	39%	28,073	9%
Services & Supplies	44,407	54,945	86,939	106,689	90,124	-16%	92,599	3%
Transfers Out	62,310	63,924	68,573	69,401	67,303	-3%	35,833	-47%
<b>Total Use of Funds</b>	<b>116,791</b>	<b>136,472</b>	<b>173,407</b>	<b>194,615</b>	<b>183,205</b>	<b>-6%</b>	<b>156,505</b>	<b>-15%</b>
Funded FTE's	0.10625	0.16680	0.16680	0.1625	0.1625		0.1625	

**CITY OF ANTIOCH  
2015-17 OPERATING BUDGET**



**SPECIAL REVENUE FUNDS**

**STREET LIGHT AND LANDSCAPE MAINTENANCE DISTRICT ADMINISTRATION FUND (257)**

Park Administration provides funds for items shared by all six landscape maintenance districts such as vehicle and landscape equipment and provides oversight personnel for a wide variety of services, including maintenance of street trees, medians, cul-de-sacs and open space. Any overtime incurred by crews working in the landscape districts is paid from this fund. A portion of the Work Alternative Program (WAP) is also funded.

<b>STREET LIGHT AND LANDSCAPE MAINTENANCE DISTRICT ADMINISTRATION (FUND 257)</b>								
<b>Statement of Revenues, Expenditures and Change in Fund Balance</b>								
	<b>2012-13 Actual</b>	<b>2013-14 Actual</b>	<b>2014-15 Budget</b>	<b>2014-15 Revised</b>	<b>2015-16 Proposed</b>	<b>% Change</b>	<b>2016-17 Proposed</b>	<b>% Change</b>
<b>Beginning Balance, July 1</b>	\$0	\$0	\$4	\$4	\$0		\$0	
<b>Revenue Source:</b>								
Other	0	7	0	0	0	0%	0	0%
Transfers In	479,862	512,073	603,705	627,526	711,048	13%	743,377	5%
<b>Total Revenue</b>	<b>479,862</b>	<b>512,080</b>	<b>603,705</b>	<b>627,526</b>	<b>711,048</b>	<b>13%</b>	<b>743,377</b>	<b>5%</b>
<b>Expenditures:</b>								
Personnel	65,257	71,991	78,685	83,162	83,755	1%	87,125	4%
Services & Supplies	211,839	212,711	282,893	277,488	315,653	14%	332,516	5%
Transfers Out	13,838	14,256	22,003	22,003	23,052	5%	23,873	4%
Internal Services	188,928	213,118	225,162	244,877	288,588	18%	299,863	4%
<b>Total Expenditures</b>	<b>479,862</b>	<b>512,076</b>	<b>608,743</b>	<b>627,530</b>	<b>711,048</b>	<b>13%</b>	<b>743,377</b>	<b>5%</b>
<b>Ending Balance, June 30</b>	\$0	\$4	(\$5,034)	\$0	\$0		\$0	
<b>Funded FTE's:</b>				<b>Funded 2014-15</b>	<b>Funded 2015-16</b>		<b>Funded 2016-17</b>	
				0.325	0.325		0.325	

**CITY OF ANTIOCH  
2015-17 OPERATING BUDGET**



**SPECIAL REVENUE FUNDS**

**EAST LONE TREE DISTRICT FUND (259)**

East Lone Tree District came on line during fiscal year 06-07 and provides a variety of services to maintain landscaped and non-landscaped areas, including minor medians, open space, cul-de-sacs, trails, right-of-ways, and neighborhood landscaping; special provisions are included for creek maintenance for a period of five years.

<b>EAST LONE TREE STREET LIGHT AND LANDSCAPE MAINTENANCE DISTRICT (FUND 259)</b>								
<b>Statement of Revenues, Expenditures and Change in Fund Balance</b>								
	<b>2012-13 Actual</b>	<b>2013-14 Actual</b>	<b>2014-15 Budget</b>	<b>2014-15 Revised</b>	<b>2015-16 Proposed</b>	<b>% Change</b>	<b>2016-17 Proposed</b>	<b>% Change</b>
<b>Beginning Balance, July 1</b>	<b>\$95,383</b>	<b>\$72,032</b>	<b>\$71,076</b>	<b>\$71,076</b>	<b>\$65,840</b>		<b>\$94,223</b>	
<b>Revenue Source:</b>								
Investment Income	378	698	250	250	300	20%	325	0%
Assessment Fees	60,031	115,295	143,330	144,394	143,330	-1%	143,330	0%
<b>Total Revenue</b>	<b>60,409</b>	<b>115,993</b>	<b>143,580</b>	<b>144,644</b>	<b>143,630</b>	<b>-1%</b>	<b>143,655</b>	<b>0%</b>
<b>Expenditures:</b>								
Personnel	10,074	17,603	17,900	18,514	25,778	39%	28,073	9%
Services & Supplies	53,887	61,551	80,250	89,560	44,760	-50%	48,965	9%
Transfers Out	19,799	37,795	40,979	41,806	44,709	7%	45,833	3%
<b>Total Expenditures</b>	<b>83,760</b>	<b>116,949</b>	<b>139,129</b>	<b>149,880</b>	<b>115,247</b>	<b>-23%</b>	<b>122,871</b>	<b>7%</b>
<b>Ending Balance, June 30</b>	<b>\$72,032</b>	<b>\$71,076</b>	<b>\$75,527</b>	<b>\$65,840</b>	<b>\$94,223</b>		<b>\$115,007</b>	
				<b>Funded 2014-15</b>	<b>Funded 2015-16</b>		<b>Funded 2016-17</b>	
<b>Funded FTE's:</b>				0.1625	0.1625		0.1625	

**CITY OF ANTIOCH  
2015-17 OPERATING BUDGET**



**SPECIAL REVENUE FUNDS**

**POST RETIREMENT MEDICAL FUNDS 577, 578, 579** – Post Retirement Medical Funds are used to pay post retirement medical benefits for retirees under the following separate fund categories: Police (Fund 577), Miscellaneous (Fund 578), and Management (Fund 579). Beginning in fiscal year 2014, these funds are being reclassified to Special Revenue Fund types from Internal Service Funds as the City does not fund the full actuarially required contribution and therefore does not collect sufficient revenues to offset full accrual expenses.

<b>RETIREE MEDICAL POLICE (FUND 577)</b>								
<b>Statement of Revenues, Expenditures and Change in Fund Balance</b>								
	<b>2012-13 Actual</b>	<b>2013-14 Actual</b>	<b>2014-15 Budget</b>	<b>2014-15 Revised</b>	<b>2015-16 Proposed</b>	<b>% Change</b>	<b>2016-17 Proposed</b>	<b>% Change</b>
<b>Beginning Balance, July 1</b>	<b>(\$1,057,892)</b>	<b>(\$2,693,282)</b>	<b>\$64,556</b>	<b>\$64,556</b>	<b>(\$6,911)</b>		<b>\$37,583</b>	
<b>Revenue Source:</b>								
Interest Income	32	12	0	0	0	0%	0	0%
Trust Deposits/Reimbursements	382,088	554,999	522,650	472,954	603,000	27%	614,000	2%
Other	0	2,724,926 <sup>1</sup>	0	613	0	-100%	0	0%
<b>Total Revenues</b>	<b>382,120</b>	<b>3,279,937</b>	<b>522,650</b>	<b>473,567</b>	<b>603,000</b>	<b>27%</b>	<b>614,000</b>	<b>2%</b>
<b>Expenditures:</b>								
Post Retirement Medical - Police	2,013,386	473,377	533,405	502,851	553,220	10%	608,220	10%
Transfer Out	0	44,531	0	37,268	0	-100%	0	0%
Internal Services	4,124	4,191	4,842	4,915	5,286	8%	5,871	11%
<b>Total Expenditures</b>	<b>2,017,510</b>	<b>522,099</b>	<b>538,247</b>	<b>545,034</b>	<b>558,506</b>	<b>2%</b>	<b>614,091</b>	<b>10%</b>
<b>Ending Balance, June 30</b>	<b>(\$2,693,282)</b>	<b>\$64,556</b>	<b>\$48,959</b>	<b>(\$6,911)</b>	<b>\$37,583</b>		<b>\$37,492</b>	

<sup>1</sup>NOTE: Accounting entry in FY14 to remove Net OPEB Obligation from individual fund since now being classified as a Special Revenue Fund. The obligation will now be shown only in the government wide statement of net position in the Comprehensive Annual Financial Report.



**CITY OF ANTIOCH  
2015-17 OPERATING BUDGET**



**SPECIAL REVENUE FUNDS**

**POST RETIREMENT MEDICAL FUNDS 577, 578, 579 (Continued) –**

<b>RETIREE MEDICAL MISCELLANEOUS (FUND 578)</b>								
<b>Statement of Revenues, Expenditures and Change in Fund Balance</b>								
	<b>2012-13 Actual</b>	<b>2013-14 Actual</b>	<b>2014-15 Budget</b>	<b>2014-15 Revised</b>	<b>2015-16 Proposed</b>	<b>% Change</b>	<b>2016-17 Proposed</b>	<b>% Change</b>
<b>Beginning Balance, July 1</b>	<b>\$878,829</b>	<b>\$495,839</b>	<b>\$40,092</b>	<b>\$40,092</b>	<b>\$106,569</b>		<b>\$119,488</b>	
<b>Source of Funds:</b>								
Interest Income	0	28	0	350	100	-71%	100	0%
Trust Deposits/Reimbursements	303,911	328,282	325,000	347,063	325,000	-6%	325,000	0%
Other	0	2,522	0	3,063	0	-100%	0	0%
Transfer In	0	18,220	0	0	0	0%	0	0%
<b>Total Source of Funds</b>	<b>303,911</b>	<b>349,052</b>	<b>325,000</b>	<b>350,476</b>	<b>325,100</b>	<b>-7%</b>	<b>325,100</b>	<b>0%</b>
<b>Use of Funds:</b>								
Post Retirement Medical - Misc.	682,384	800,090 <sup>1</sup>	318,620	278,620	306,200	10%	336,450	10%
Internal Services	4,517	4,709	5,194	5,379	5,981	11%	6,172	3%
<b>Total Use of Funds</b>	<b>686,901</b>	<b>804,799</b>	<b>323,814</b>	<b>283,999</b>	<b>312,181</b>	<b>10%</b>	<b>342,622</b>	<b>10%</b>
<b>Ending Balance, June 30</b>	<b>\$495,839</b>	<b>\$40,092</b>	<b>\$41,278</b>	<b>\$106,569</b>	<b>\$119,488</b>		<b>\$101,966</b>	

<sup>1</sup>NOTE: Accounting entry in FY14 to remove Net OPEB Asset from individual fund since now being classified as a Special Revenue Fund. The asset will now be shown only in the government wide statement of net position in the Comprehensive Annual Financial Report.

**CITY OF ANTIOCH  
2015-17 OPERATING BUDGET**



**SPECIAL REVENUE FUNDS**

**POST RETIREMENT MEDICAL FUNDS 577, 578, 579 (Continued) -**

<b>RETIREE MEDICAL MANAGEMENT (FUND 579)</b>								
<b>Statement of Revenues, Expenditures and Change in Fund Balance</b>								
	2012-13 Actual	2013-14 Actual	2014-15 Budget	2014-15 Revised	2015-16 Proposed	%	2016-17 Proposed	%
						Change		Change
<b>Beginning Balance, July 1</b>	<b>\$872,310</b>	<b>\$940,669</b>	<b>\$81,470</b>	<b>\$81,470</b>	<b>\$204,346</b>		<b>\$182,038</b>	
<b>Source of Funds:</b>								
Interest Income	(6)	191	0	750	600	-20%	450	-25%
Trust Deposits/Reimbursements	490,856	565,898	585,000	632,482	585,000	-8%	585,000	0%
Other	123,117	5,502	0	5,309	0	-100%	0	0%
Transfers In	0	44,531	0	37,268	0	-100%	0	0%
<b>Total Source of Funds</b>	<b>613,967</b>	<b>616,122</b>	<b>585,000</b>	<b>675,809</b>	<b>585,600</b>	<b>-13%</b>	<b>585,450</b>	<b>0%</b>
<b>Use of Funds:</b>								
Post Retirement Medical - Mgmt	537,565	1,448,749 <sup>1</sup>	580,620	543,420	597,300	10%	656,700	10%
Transfer Out	0	18,220	0	0	0	0%	0	0%
Internal Services	8,043	8,352	9,213	9,513	10,608	12%	10,948	3%
<b>Total Use of Funds</b>	<b>545,608</b>	<b>1,475,321</b>	<b>589,833</b>	<b>552,933</b>	<b>607,908</b>	<b>10%</b>	<b>667,648</b>	<b>10%</b>
<b>Ending Balance, June 30</b>	<b>\$940,669</b>	<b>\$81,470</b>	<b>\$76,637</b>	<b>\$204,346</b>	<b>\$182,038</b>		<b>\$99,840</b>	

<sup>1</sup>NOTE: Accounting entry in FY14 to remove Net OPEB Asset from individual fund since now being classified as a Special Revenue Fund. The asset will now be shown only in the government wide statement of net position in the Comprehensive Annual Financial Report.

**This page left intentionally blank**

**CITY OF ANTIOCH  
2015-17 OPERATING BUDGET**

**CAPITAL PROJECTS  
FUNDS**

**CITY OF ANTIOCH  
2015-17 OPERATING BUDGET**



**CAPITAL PROJECTS FUNDS**

Capital Projects funds are utilized to account for resources used for the acquisition and construction of capital facilities by the City, with the exception of those assets financed by special revenue or proprietary funds. The City maintains six active capital projects funds listed below in the Capital Projects Fund Summary table.

<b>CAPITAL PROJECTS FUNDS SUMMARY</b>								
<b>Description</b>	<b>Fund #</b>	<b>Estimated Balance 7/1/15</b>	<b>Proposed Revenues</b>	<b>Proposed Expenditures</b>	<b>Estimated Balance 6/30/16</b>	<b>Proposed Revenues</b>	<b>Proposed Expenditures</b>	<b>Estimated Balance 6/30/17</b>
Capital Improvements (CIP)	311	\$227,515	\$4,764,800	\$4,480,434	\$511,881	\$717,500	\$434,371	\$795,010
Prewett Park CIP	312	18,407	1,546,300	1,545,250	19,457	1,300	250	20,507
Residential Development Allocation	319	101,164	0	50	101,114	100	50	101,164
Development Impact Fees	321	49,166	49,500	50	98,616	520,000	50	618,566
Hillcrest Assessment District Construction #26	361	359,140	800	231,068	128,872	800	1,093	128,579
Lone Tree Assessment District Const #27/31	376	1,367,367	11,000	1,063,010	315,357	21,200	13,099	323,458
Hillcrest/Highway 4 Bridge Benefit District	391	130,017	25,700	281	155,436	25,750	282	180,904
<b>Total Capital Projects Funds</b>		<b>\$2,252,776</b>	<b>\$6,398,100</b>	<b>\$7,320,143</b>	<b>\$1,330,733</b>	<b>\$1,286,650</b>	<b>\$449,195</b>	<b>\$2,168,188</b>

**CITY OF ANTIOCH  
2015-17 OPERATING BUDGET**



**CAPITAL PROJECTS FUNDS**

**CAPITAL IMPROVEMENT FUND (CIP) (311)**

The Capital Improvement Fund was established in 1987 to set aside money from the General Fund for any capital improvement project not provided for in one of the other funds. The City can transfer General Fund dollars to the Capital Improvement Fund as needed.

<b>CAPITAL IMPROVEMENT FUND (FUND 311)</b>								
<b>Statement of Revenues, Expenditures and Change in Fund Balance</b>								
	2012-13 Actual	2013-14 Actual	2014-15 Budget	2014-15 Revised	2015-16 Proposed	% Change	2016-17 Proposed	% Change
<b>Beginning Balance, July 1</b>	<b>\$1,179,969</b>	<b>\$294,891</b>	<b>\$225,015</b>	<b>\$225,015</b>	<b>\$227,515</b>		<b>\$511,881</b>	
<b>Revenue Source:</b>								
Investment Income	347	0	600	3,000	500	-83%	500	0%
Property Taxes	0	0	0	0	400,000	100%	400,000	0%
Revenue from Other Agencies	2,307,646	1,116,144	66,150	66,150	2,997,300	4431%	0	-100%
Current Service Charges	19,479	27,275	5,000	25,245	5,000	-80%	5,000	0%
Other	15,228	13,978	10,000	10,200	12,000	18%	12,000	0%
Transfers In	470,000	431,810	392,000	392,000	1,350,000	244%	300,000	-78%
<b>Total Revenue</b>	<b>2,812,700</b>	<b>1,589,207</b>	<b>473,750</b>	<b>496,595</b>	<b>4,764,800</b>	<b>859%</b>	<b>717,500</b>	<b>-85%</b>
<b>Expenditures:</b>								
Services & Supplies	15,660	35,953	11,500	11,500	13,500	17%	13,500	0%
Capital Projects	3,664,271	1,606,121	460,531	463,997	4,447,300	858%	400,000	-91%
Internal Services	17,847	17,009	18,340	18,598	19,634	6%	20,871	6%
<b>Total Expenditures</b>	<b>3,697,778</b>	<b>1,659,083</b>	<b>490,371</b>	<b>494,095</b>	<b>4,480,434</b>	<b>807%</b>	<b>434,371</b>	<b>-90%</b>
<b>Ending Balance, June 30</b>	<b>\$294,891</b>	<b>\$225,015</b>	<b>\$208,394</b>	<b>\$227,515</b>	<b>\$511,881</b>		<b>\$795,010</b>	

**CITY OF ANTIOCH  
2015-17 OPERATING BUDGET**



**CAPITAL PROJECTS FUNDS**

**CAPITAL IMPROVEMENT FUND (CIP) (311) (Continued)**

CAPITAL IMPROVEMENT (311-2520)								
	2012-13 Actual	2013-14 Actual	2014-15 Budget	2014-15 Revised	2015-16 Proposed	% Change	2016-17 Proposed	% Change
<b>Revenue Source:</b>								
Investment Income	347	0	600	3,000	500	-83%	500	0%
Revenue from Other Agencies	43,821	0	0	0	2,997,300	100%	0	-100%
Current Service Charges	19,479	27,275	5,000	25,245	5,000	-80%	5,000	0%
Other	0	5,978	0	200	0	-100%	0	0%
Transfers In	470,000	346,810	350,000	350,000	1,350,000	286%	300,000	-78%
<b>Total Revenue</b>	<b>533,647</b>	<b>380,063</b>	<b>355,600</b>	<b>378,445</b>	<b>4,352,800</b>	<b>1050%</b>	<b>305,500</b>	<b>-93%</b>
<b>Expenditures:</b>								
Services & Supplies	446	27,953	1,500	1,500	1,500	0%	1,500	0%
Capital Projects	1,400,446	330,996	350,000	350,000	4,347,300	1142%	300,000	-93%
Internal Services	17,847	17,009	18,340	18,598	19,634	6%	20,871	6%
<b>Total Expenditures</b>	<b>1,418,739</b>	<b>375,958</b>	<b>369,840</b>	<b>370,098</b>	<b>4,368,434</b>	<b>1080%</b>	<b>322,371</b>	<b>-93%</b>

The following projects are budgeted in the Capital Improvement Division:

Capital Projects	2014-15 Revised	2015-16 Proposed	2016-17 Projected
Sidewalk Repair	\$350,000	\$300,000	\$300,000
West Antioch Creek	0	4,047,300	0
<b>Total Capital Projects</b>	<b>\$350,000</b>	<b>\$4,347,300</b>	<b>\$300,000</b>

**CITY OF ANTIOCH  
2015-17 OPERATING BUDGET**



**CAPITAL PROJECTS FUNDS**

**CAPITAL IMPROVEMENT FUND (CIP) (311) (Continued)**

MEASURE WW (311-2525)								
	2012-13 Actual	2013-14 Actual	2014-15 Budget	2014-15 Revised	2015-16 Proposed	% Change	2016-17 Proposed	% Change
<b>Revenue Source:</b>								
Revenue from Other Agencies	2,263,825	1,116,144	66,150	66,150	0	-100%	0	0%
Transfer in from Park in Lieu Fund	0	85,000	42,000	42,000	0	-100%	0	0%
<b>Total Revenue</b>	<b>2,263,825</b>	<b>1,201,144</b>	<b>108,150</b>	<b>108,150</b>	<b>0</b>	<b>-100%</b>	<b>0</b>	<b>0%</b>
<b>Expenditures:</b>								
Fishing Pier Pavilion	0	9,391	108,000	109,737	0	-100%	0	0%
Parks & Rec Security Cameras	151,366	174,749	0	0	0	0%	0	0%
Waterpark Renovations	332,430	43,516	0	0	0	0%	0	0%
Turf Fields	1,780,029	1,047,469	2,531	4,260	0	-100%	0	0%
<b>Total Expenditures</b>	<b>2,263,825</b>	<b>1,275,125</b>	<b>110,531</b>	<b>113,997</b>	<b>0</b>	<b>-100%</b>	<b>0</b>	<b>0%</b>

ENERGY EFFICIENCY & CONSERVATION (311-2535)								
	2012-13 Actual	2013-14 Actual	2014-15 Budget	2014-15 Revised	2015-16 Proposed	% Change	2016-17 Proposed	% Change
<b>Revenue Source:</b>								
Other	15,214	8,000	10,000	10,000	12,000	20%	12,000	0%
<b>Total Revenue</b>	<b>15,214</b>	<b>8,000</b>	<b>10,000</b>	<b>10,000</b>	<b>12,000</b>	<b>20%</b>	<b>12,000</b>	<b>0%</b>
<b>Expenditures:</b>								
Services & Supplies	15,214	8,000	10,000	10,000	12,000	20%	12,000	0%
<b>Total Expenditures</b>	<b>15,214</b>	<b>8,000</b>	<b>10,000</b>	<b>10,000</b>	<b>12,000</b>	<b>20%</b>	<b>12,000</b>	<b>0%</b>



**CITY OF ANTIOCH  
2015-17 OPERATING BUDGET**



**CAPITAL PROJECTS FUNDS**

**CAPITAL IMPROVEMENT FUND (CIP) (311) (Continued)**

Pursuant to the Infrastructure Funding Agreement with NRG for the Northeast Annexation, the City is required to contribute \$300,000 to a “Special Purpose” fund annually for 10 years to be used to pay for Area 2B infrastructure improvements and \$100,000 annually of ad valorem property taxes generated from Area 1 for 5 years to pay for staff and consultant costs to implement the Agreement. This division has been established to account for the accumulation and use of the funds.

Northeast Annexation (311-2545)								
	2012-13 Actual	2013-14 Actual	2014-15 Budget	2014-15 Revised	2015-16 Proposed	% Change	2016-17 Proposed	% Change
<b>Revenue Source:</b>								
Property Taxes	0	0	0	0	400,000	100%	400,000	0%
<b>Total Revenue</b>	<b>0</b>	<b>0</b>	<b>0</b>	<b>0</b>	<b>400,000</b>	<b>100%</b>	<b>400,000</b>	<b>0%</b>
<b>Expenditures:</b>								
Services & Supplies	0	0	0	0	100,000	100%	100,000	0%
<b>Total Expenditures</b>	<b>0</b>	<b>0</b>	<b>0</b>	<b>0</b>	<b>100,000</b>	<b>100%</b>	<b>100,000</b>	<b>0%</b>

**CITY OF ANTIOCH  
2015-17 OPERATING BUDGET**



**CAPITAL PROJECTS FUNDS**

**PREWETT PARK CIP FUND (312)**

The Prewett Park CIP Fund tracks the capital improvement expenses for the Antioch Community Center and Prewett Family Water Park. The City is reimbursed for expenditures through the Antioch Area Public Facilities Financing Agency (Mello Roos).

<b>PREWETT CIP (FUND 312)</b>								
<b>Statement of Revenues, Expenditures and Change in Fund Balance</b>								
	<b>2012-13 Actual</b>	<b>2013-14 Actual</b>	<b>2014-15 Budget</b>	<b>2014-15 Revised</b>	<b>2015-16 Proposed</b>	<b>% Change</b>	<b>2016-17 Proposed</b>	<b>% Change</b>
<b>Beginning Balance, July 1</b>	<b>\$15,917</b>	<b>\$17,108</b>	<b>\$18,335</b>	<b>\$18,335</b>	<b>\$18,407</b>		<b>\$19,457</b>	
<b>Revenue Source:</b>								
Interest Income	1,437	1,529	1,300	1,300	1,300	0%	1,300	0%
Revenue from Other Agencies	43,920	5,139	119,400	489,122	1,545,000	216%	0	-100%
<b>Total Revenue</b>	<b>45,357</b>	<b>6,668</b>	<b>120,700</b>	<b>490,422</b>	<b>1,546,300</b>	<b>215%</b>	<b>1,300</b>	<b>-100%</b>
<b>Use of Funds:</b>								
Personnel	595	0	50,000	5,000	45,000	800%	0	-100%
Services & Supplies	43,571	5,441	250	6,877	250	-96%	250	0%
Prewett Park	0	0	453,164	478,473	1,500,000	213%	0	-100%
<b>Total Use of Funds</b>	<b>44,166</b>	<b>5,441</b>	<b>503,414</b>	<b>490,350</b>	<b>1,545,250</b>	<b>215%</b>	<b>250</b>	<b>-100%</b>
<b>Ending Balance, June 30</b>	<b>\$17,108</b>	<b>\$18,335</b>	<b>(\$364,379)</b>	<b>\$18,407</b>	<b>\$19,457</b>		<b>\$20,507</b>	

**CITY OF ANTIOCH  
2015-17 OPERATING BUDGET**



**CAPITAL PROJECTS FUNDS**

**RESIDENTIAL DEVELOPMENT ALLOCATION FUND (319)**

The Residential Development Allocation Program (RDA) was adopted May 14, 2002, by the City Council. It required that allocations be obtained prior to receiving residential development entitlements and ultimately, the issuance of building permits for residential projects. A Development Allocation is the right to proceed, subject to all applicable requirements, to obtain entitlements. This enacted process was to provide funding for specific capital improvements projects as approved by the City Council. The ordinance has expired.

<b>RESIDENTIAL DEVELOPMENT ALLOCATION (FUND 319)</b>								
<b>Statement of Revenues, Expenditures and Change in Fund Balance</b>								
	<b>2012-13 Actual</b>	<b>2013-14 Actual</b>	<b>2014-15 Budget</b>	<b>2014-15 Revised</b>	<b>2015-16 Proposed</b>	<b>% Change</b>	<b>2016-17 Proposed</b>	<b>% Change</b>
<b>Beginning Balance, July 1</b>	<b>\$150,182</b>	<b>\$33,655</b>	<b>(\$3,886)</b>	<b>(\$3,886)</b>	<b>\$101,164</b>		<b>\$101,214</b>	
<b>Revenue Source:</b>								
Investment Income	386	150	0	100	100	0%	100	0%
Contributions	0	21,000	0	105,000	0	-100%	0	0%
<b>Total Revenue</b>	<b>386</b>	<b>21,150</b>	<b>0</b>	<b>105,100</b>	<b>100</b>	<b>-100%</b>	<b>100</b>	<b>0%</b>
<b>Expenditures:</b>								
Services & Supplies	116,913	58,691	0	50	50	0%	50	0%
Internal Services	0	0	0	0	0	0%	0	0%
<b>Total Expenditures</b>	<b>116,913</b>	<b>58,691</b>	<b>0</b>	<b>50</b>	<b>50</b>	<b>0%</b>	<b>50</b>	<b>0%</b>
<b>Ending Balance, June 30</b>	<b>\$33,655</b>	<b>(\$3,886)</b>	<b>(\$3,886)</b>	<b>\$101,164</b>	<b>\$101,214</b>		<b>\$101,264</b>	

**CITY OF ANTIOCH  
2015-17 OPERATING BUDGET**



**CAPITAL PROJECTS FUNDS**

**DEVELOPMENT IMPACT FEE FUND (321)** – Development Impact Fees (DIFs) were established pursuant to Ordinance 2079-C-S in March 2014. Every person who develops or redevelops land in the City shall pay a DIF with the issuance of a building permit to defray the cost of certain public facilities required to serve new development within the City. The following DIFs have been created: Administrative Facilities Fee, Parks and Recreation Facilities Fee, Police Facilities Fee and Public Works Facilities Fee.

<b>DEVELOPMENT IMPACT FEE (FUND 321)</b>								
<b>Statement of Revenues, Expenditures and Change in Fund Balance</b>								
	<b>2012-13 Actual</b>	<b>2013-14 Actual</b>	<b>2014-15 Budget</b>	<b>2014-15 Revised</b>	<b>2015-16 Proposed</b>	<b>% Change</b>	<b>2016-17 Proposed</b>	<b>% Change</b>
<b>Beginning Balance, July 1</b>	<b>\$0</b>	<b>\$0</b>	<b>\$0</b>	<b>\$0</b>	<b>\$49,166</b>		<b>\$98,616</b>	
<b>Revenue Source:</b>								
Investment Income	0	0	1,000	200	500	150%	2,000	300%
Development Impact Fees	0	0	355,125	49,016	49,000	0%	518,000	957%
<b>Total Revenue</b>	<b>0</b>	<b>0</b>	<b>356,125</b>	<b>49,216</b>	<b>49,500</b>	<b>1%</b>	<b>520,000</b>	<b>951%</b>
<b>Expenditures:</b>								
Capital Projects	0	0	0	50	50	0%	50	0%
<b>Total Expenditures</b>	<b>0</b>	<b>0</b>	<b>0</b>	<b>50</b>	<b>50</b>	<b>0%</b>	<b>50</b>	<b>0%</b>
<b>Ending Balance, June 30</b>	<b>\$0</b>	<b>\$0</b>	<b>\$356,125</b>	<b>\$49,166</b>	<b>\$98,616</b>		<b>\$618,566</b>	

**CITY OF ANTIOCH  
2015-17 OPERATING BUDGET**



**CAPITAL PROJECTS FUNDS**

**HILLCREST ASSESSMENT DISTRICT #26 CONSTRUCTION FUND (361)**

The Hillcrest Assessment District No. 26 Construction Fund accounts for the expenditures related to the assessment district.

<b>HILLCREST AD (FUND 361)</b>								
<b>Statement of Revenues, Expenditures and Change in Fund Balance</b>								
	<b>2012-13 Actual</b>	<b>2013-14 Actual</b>	<b>2014-15 Budget</b>	<b>2014-15 Revised</b>	<b>2015-16 Proposed</b>	<b>% Change</b>	<b>2016-17 Proposed</b>	<b>% Change</b>
<b>Beginning Balance, July 1</b>	<b>\$374,453</b>	<b>\$377,187</b>	<b>\$378,922</b>	<b>\$378,922</b>	<b>\$359,140</b>		<b>\$128,872</b>	
<b>Revenue Source:</b>								
Investment Income	1,873	3,218	800	1,700	800	-53%	800	0%
Charges for Services	2,286	0	0	0	0	0%	0	0%
<b>Total Revenue</b>	<b>4,159</b>	<b>3,218</b>	<b>800</b>	<b>1,700</b>	<b>800</b>	<b>-53%</b>	<b>800</b>	<b>0%</b>
<b>Expenditures:</b>								
Services & Supplies	835	878	300	800	300	-63%	300	0%
Wildhorse Left Turn project	0	0	250,000	20,000	230,000	1050%	0	-100%
Internal Services	590	605	667	682	768	13%	793	3%
<b>Total Expenditures</b>	<b>1,425</b>	<b>1,483</b>	<b>250,967</b>	<b>21,482</b>	<b>231,068</b>	<b>976%</b>	<b>1,093</b>	<b>-100%</b>
<b>Ending Balance, June 30</b>	<b>\$377,187</b>	<b>\$378,922</b>	<b>\$128,755</b>	<b>\$359,140</b>	<b>\$128,872</b>		<b>\$128,579</b>	

**CITY OF ANTIOCH  
2015-17 OPERATING BUDGET**



**CAPITAL PROJECTS FUNDS**

**LONE DIAMOND ASSESSMENT DISTRICT #27/32 CONSTRUCTION FUND (376)**

The Lone Diamond Assessment District #27/31 Construction Fund accounts for the expenditures related to this assessment district.

<b>LONE DIAMOND ASSESSMENT DISTRICT CONSTRUCTION FUND (FUND 376)</b>								
<b>Statement of Revenues, Expenditures and Change in Fund Balance</b>								
	2012-13 Actual	2013-14 Actual	2014-15 Budget	2014-15 Revised	2015-16 Proposed	% Change	2016-17 Proposed	% Change
<b>Beginning Balance, July 1</b>	<b>\$2,854,791</b>	<b>\$2,694,188</b>	<b>\$1,528,137</b>	<b>\$1,528,137</b>	<b>\$1,367,367</b>		<b>\$315,357</b>	
<b>Revenue Source:</b>								
Investment Income	14,000	18,421	5,000	7,000	1,000	-86%	1,200	20%
Charges for Services	65,114	45,640	20,000	10,000	10,000	0%	20,000	100%
Revenue from Other Agencies	0	0	2,400,000	0	0	0%	0	0%
Other	0	1,000	0	0	0	0%	0	0%
Transfers In	0	490,000	0	220,289	0	-100%	0	0%
<b>Total Revenue</b>	<b>79,114</b>	<b>555,061</b>	<b>2,425,000</b>	<b>237,289</b>	<b>11,000</b>	<b>-95%</b>	<b>21,200</b>	<b>93%</b>
<b>Expenditures:</b>								
Personnel	38,121	5,972	0	0	0	0%	0	0%
Services & Supplies	16,936	9,467	1,500	13,000	10,750	-17%	10,800	0%
Capital Projects	182,639	1,703,676	3,150,042	382,923	0	-100%	0	0%
Transfers Out	0	0	0	0	1,050,000	100%	0	-100%
Internal Services	2,021	1,997	2,098	2,136	2,260	6%	2,299	2%
<b>Total Expenditures</b>	<b>239,717</b>	<b>1,721,112</b>	<b>3,153,640</b>	<b>398,059</b>	<b>1,063,010</b>	<b>167%</b>	<b>13,099</b>	<b>-99%</b>
<b>Ending Balance, June 30</b>	<b>\$2,694,188</b>	<b>\$1,528,137</b>	<b>\$799,497</b>	<b>\$1,367,367</b>	<b>\$315,357</b>		<b>\$323,458</b>	

	2014-15 Revised	2015-16 Proposed	2016-17 Proposed
<b>Capital Projects</b>			
West Antioch Creek	\$250,000	\$0	\$0
Lone Tree Wy Impr. Phase C	132,923	0	0
<b>Total Capital Projects</b>	<b>\$382,923</b>	<b>\$0</b>	<b>\$0</b>

**CITY OF ANTIOCH  
2015-17 OPERATING BUDGET**



**CAPITAL PROJECTS FUNDS**

**HILLCREST/HIGHWAY 4 BRIDGE BENEFIT DISTRICT (391)**

The Hillcrest/Highway 4 Bridge Benefit District was formed to collect fees to build the bridge going over State Route Highway 4. This district was formed for anyone that lives or plans construction in this area that will benefit from the construction of the bridge.

<b>HILLCREST/HIGHWAY 4 BRIDGE DISTRICT (FUND 391) Statement of Revenues, Expenditures and Change in Fund Balance</b>								
	<b>2012-13 Actual</b>	<b>2013-14 Actual</b>	<b>2014-15 Budget</b>	<b>2014-15 Revised</b>	<b>2015-16 Proposed</b>	<b>% Change</b>	<b>2016-17 Proposed</b>	<b>% Change</b>
<b>Beginning Balance, July 1</b>	<b>\$39,165</b>	<b>\$77,208</b>	<b>\$114,645</b>	<b>\$114,645</b>	<b>\$130,017</b>		<b>\$155,436</b>	
<b>Revenue Source:</b>								
Investment Income	336	868	650	650	700	8%	750	7%
Bridge Fees	37,865	36,830	15,000	15,000	25,000	67%	25,000	0%
<b>Total Revenues</b>	<b>38,201</b>	<b>37,698</b>	<b>15,650</b>	<b>15,650</b>	<b>25,700</b>	<b>64%</b>	<b>25,750</b>	<b>0%</b>
<b>Expenditures:</b>								
Services & Supplies	134	236	250	250	250	0%	250	0%
Internal Services	24	25	27	28	31	11%	32	3%
<b>Total Expenditures</b>	<b>158</b>	<b>261</b>	<b>277</b>	<b>278</b>	<b>281</b>	<b>1%</b>	<b>282</b>	<b>0%</b>
<b>Ending Balance, June 30</b>	<b>\$77,208</b>	<b>\$114,645</b>	<b>\$130,018</b>	<b>\$130,017</b>	<b>\$155,436</b>		<b>\$180,904</b>	

CITY OF ANTIOCH  
2015-17 OPERATING BUDGET

**DEBT SERVICE FUNDS**



**CITY OF ANTIOCH  
2015-17 OPERATING BUDGET**



**DEBT SERVICE FUNDS**

The City maintains two Debt Service funds to account for debt obligations of the general government. The following funds account for debt service activity:

- ABAG 2001 Lease Revenue Bonds
- Honeywell Debt Service

**ASSOCIATION OF BAY AREA GOVERNMENTS (ABAG)  
2001 LEASE REVENUE BONDS (411)**

In July 2001, ABAG issued \$6,300,000 of Lease Revenue Bonds to refund the outstanding ABAG XXV Irrigation Project Lease and to finance the construction of a new clubhouse at the Lone Tree Golf Course. The Lone Tree Golf Course reimburses the City for all debt service and other expenditures of the fund. All construction funds have been drawn down. In February 2015, the bonds were refinanced with the Antioch Public Financing Authority 2015A Lease Revenue Bonds. This budget accounts for the close out of this debt service fund. See the Antioch Public Financing Authority Section of the budget for the new debt service fund established for this obligation.

<b>ABAG 2001 DEBT SERVICE (FUND 411)</b>								
<b>Statement of Revenues, Expenditures and Change in Fund Balance</b>								
	<b>2012-13</b>	<b>2013-14</b>	<b>2014-15</b>	<b>2014-15</b>	<b>2015-16</b>	<b>%</b>	<b>2016-17</b>	<b>%</b>
	<b>Actual</b>	<b>Actual</b>	<b>Budget</b>	<b>Revised</b>	<b>Proposed</b>	<b>Change</b>	<b>Proposed</b>	<b>Change</b>
<b>Beginning Balance, July 1</b>	<b>\$723,586</b>	<b>\$725,167</b>	<b>\$731,419</b>	<b>\$731,419</b>	<b>\$0</b>		<b>\$0</b>	
<b>Revenue Source:</b>								
Investment Income	19,628	19,791	19,628	12,567	0	-100%	0	0%
Other	403,946	406,743	409,513	114,335	0	-100%	0	0%
Transfer in 2015A Bonds	0	0	0	4,358,191	0	-100%	0	
<b>Total Revenues</b>	<b>423,574</b>	<b>426,534</b>	<b>429,141</b>	<b>4,485,093</b>	<b>0</b>	<b>-100%</b>	<b>0</b>	<b>0%</b>
<b>Expenditures:</b>								
Services & Supplies	5,658	6,099	6,880	6,415	0	-100%	0	0%
Debt Service	416,335	414,183	416,445	5,207,226	0	-100%	0	0%
Transfer Out 2015A Bonds	0	0	0	2,871	0	-100%	0	0%
<b>Total Expenditures</b>	<b>421,993</b>	<b>420,282</b>	<b>423,325</b>	<b>5,216,512</b>	<b>0</b>	<b>-100%</b>	<b>0</b>	<b>0%</b>
<b>Ending Balance, June 30</b>	<b>\$725,167</b>	<b>\$731,419</b>	<b>\$737,235</b>	<b>\$0</b>	<b>\$0</b>		<b>\$0</b>	

**CITY OF ANTIOCH  
2015-17 OPERATING BUDGET**



**DEBT SERVICE FUNDS**

**HONEYWELL DEBT SERVICE FUND (416)** – In 2009, the City entered into a lease agreement with Bank of America for funding of interior building lighting retrofit, and street and park lighting retrofit. The project is being completed by Honeywell. Funds to pay for the lease are from energy savings generated from the specific projects. The final lease payment is due July 2020.

<b>HONEYWELL DEBT SERVICE (FUND 416)</b>								
<b>Statement of Revenues, Expenditures and Change in Fund Balance</b>								
	<b>2012-13 Actual</b>	<b>2013-14 Actual</b>	<b>2014-15 Budget</b>	<b>2014-15 Revised</b>	<b>2015-16 Proposed</b>	<b>% Change</b>	<b>2016-17 Proposed</b>	<b>% Change</b>
<b>Beginning Balance, July 1</b>	\$0	\$0	\$0	\$0	\$0		\$0	
<b>Revenue Source:</b>								
Transfers In	510,605	516,140	521,729	521,729	527,374	1%	533,076	1%
<b>Total Revenues</b>	<b>510,605</b>	<b>516,140</b>	<b>521,729</b>	<b>521,729</b>	<b>527,374</b>	<b>1%</b>	<b>533,076</b>	<b>1%</b>
<b>Expenditures:</b>								
Debt Service	510,605	516,140	521,729	521,729	527,374	1%	533,076	1%
<b>Total Expenditures</b>	<b>510,605</b>	<b>516,140</b>	<b>521,729</b>	<b>521,729</b>	<b>527,374</b>	<b>1%</b>	<b>533,076</b>	<b>1%</b>
<b>Ending Balance, June 30</b>	\$0	\$0	\$0	\$0	\$0		\$0	

**This page left intentionally blank**

CITY OF ANTIOCH  
2015-17 OPERATING BUDGET

**ENTERPRISE FUNDS**

**CITY OF ANTIOCH  
2015-17 OPERATING BUDGET**



**ENTERPRISE FUNDS**

The City maintains six enterprise funds. Operating revenues and expenses of these funds generally result from providing services in connection with the fund's principal ongoing operations. Below is a summary of the City's enterprise funds.

<b>SUMMARY OF ENTERPRISE FUNDS</b>								
<b>Fund</b>	<b>Fund #</b>	<b>Estimated Balance 7/1/15</b>	<b>Proposed Revenues</b>	<b>Proposed Expenditures</b>	<b>Estimated Balance 6/30/16</b>	<b>Proposed Revenues</b>	<b>Proposed Expenditures</b>	<b>Estimated Balance 6/30/17</b>
Water	611	\$15,107,182	\$29,210,977	\$33,027,438	\$11,290,721	\$31,084,696	\$34,383,707	\$7,991,710
Water System Improvement	612	3,337,943	1,210,800	1,808,717	2,740,026	1,215,800	1,308,739	2,647,087
Sewer	621	10,911,374	5,404,000	7,826,860	8,488,514	5,729,000	7,861,131	6,356,383
Sewer System Improvement	622	378,846	567,310	558,079	388,077	567,310	558,109	397,278
Marina	631	92,971	1,300,966	1,393,937	0	832,160	832,160	0
Prewett Park	641	0	1,303,300	1,301,471	1,829	1,328,905	1,330,016	718
<b>Total Enterprise Funds</b>		<b>\$29,828,316</b>	<b>\$38,997,353</b>	<b>\$45,916,502</b>	<b>\$22,909,167</b>	<b>\$40,757,871</b>	<b>\$46,273,862</b>	<b>\$17,393,176</b>

**CITY OF ANTIOCH  
2015-17 OPERATING BUDGET**



**ENTERPRISE FUNDS**

**WATER FUND (611)**

The Water Fund is a Public Works Enterprise Fund that accounts for the revenues and expenditures related to providing water service through 31,736 service connections throughout Antioch to more than 100,000 consumers. The cost of treating the water, transporting it and maintaining the distribution infrastructure, including 326 miles of mainlines is also accounted for in this fund.

The Water Fund includes the following programs: Water Supervision, Water Production, Water Distribution, Meter Reading, Warehouse & Central Stores, and Capital Projects.

<b>WATER FUND SUMMARY (FUND 611)</b>								
<b>Statement of Revenues, Expenditures and Change in Net Position</b>								
	<b>2012-13 Actual</b>	<b>2013-14 Actual</b>	<b>2014-15 Budget</b>	<b>2014-15 Revised</b>	<b>2015-16 Proposed</b>	<b>% Change</b>	<b>2016-17 Proposed</b>	<b>% Change</b>
<b>Beginning Balance, July 1</b>	<b>\$16,918,237</b>	<b>\$19,919,610</b>	<b>\$22,504,285</b>	<b>\$22,504,285</b>	<b>\$15,107,182</b>		<b>\$11,290,721</b>	
<b>Revenue Source:</b>								
Investment Income	110,546	212,274	75,000	150,000	50,000	-67%	30,000	-40%
Charges for Services	25,128,574	25,907,364	23,119,791	23,081,555	29,155,977	26%	31,049,696	6%
Revenue from Other Agencies	107,665	0	0	0	0	0%	0	0%
Other	5,225	1,138,333	7,420	15,228	5,000	-67%	5,000	0%
<b>Total Revenues:</b>	<b>25,352,010</b>	<b>27,257,971</b>	<b>23,202,211</b>	<b>23,246,783</b>	<b>29,210,977</b>	<b>26%</b>	<b>31,084,696</b>	<b>6%</b>
<b>Expenditures:</b>								
Personnel	3,994,675	4,347,842	5,711,334	5,050,693	6,395,674	27%	6,794,978	6%
Services & Supplies	14,953,564	17,378,712	20,810,425	20,963,737	22,281,100	6%	23,137,105	4%
Capital Projects	2,193,390	1,633,243	3,796,916	3,074,646	2,710,000	-12%	2,740,000	1%
Transfers Out	476,760	526,890	661,524	661,524	614,613	-7%	640,962	4%
Internal Services	732,248	786,609	853,952	893,286	1,026,051	15%	1,070,662	4%
<b>Total Expenditures</b>	<b>22,350,637</b>	<b>24,673,296</b>	<b>31,834,151</b>	<b>30,643,886</b>	<b>33,027,438</b>	<b>8%</b>	<b>34,383,707</b>	<b>4%</b>
<b>Ending Balance, June 30</b>	<b>\$19,919,610</b>	<b>\$22,504,285</b>	<b>\$13,872,345</b>	<b>\$15,107,182</b>	<b>\$11,290,721</b>		<b>\$7,991,710</b>	

**CITY OF ANTIOCH  
2015-17 OPERATING BUDGET**



**ENTERPRISE FUNDS**

**WATER FUND (611) (Continued)**

<b>WATER FUND SUMMARY OF STAFFING</b>			
	<b>Funded 2014-15</b>	<b>Funded 2015-16</b>	<b>Funded 2016-17</b>
<b>Funded FTE's:</b>			
Water Supervision	6.17	6.17	6.17
Water Production	11.00	11.00	11.00
Water Distribution	25.75	26.75	26.75
Water Meter Reading	2.00	2.00	2.00
Warehouse & Central Stores	1.60	1.60	1.60
Water Public Buildings & Facilities	0.75	0.75	0.75
<b>Total Funded FTE's</b>	<b>47.27</b>	<b>48.27</b>	<b>48.27</b>

<b>New Positions to be funded for Public Works – Water Fund</b>		
<b>Position Title</b>	<b># of Positions</b>	<b>Explanation</b>
Technician	1	Position will educate public and business community with water usage and drought information and assist with complying with State and Federal regulations. Council authorized May 26, ,2015.

**CITY OF ANTIOCH  
2015-17 OPERATING BUDGET**



**ENTERPRISE FUNDS**

**WATER SUPERVISION (611-2310)**

Water Supervision provides for administration and management for the treatment, production and distribution of treated water, as well as the City's Meter Reading, Backflow Prevention programs and the City's Central Stores Operation. Personnel provide effective leadership, direction, planning, work scheduling, participation in and monitoring of an effective employee safety training program; prepare annual budgets; annual, monthly and quarterly reports; maintain and oversee compliance with Local, State, Federal, Department of Health regulations and AWWA standards including water quality; oversee mandated programs and ensure guidelines for compliance for valve turning, hydrant flushing and backflow prevention programs. Managers evaluate employee performance; monitor division activities and budgets; develop and implement innovative programs designed to improve department efficiency and effectiveness; develop bid specifications; monitor contract work for compliance; and respond to citizen inquiries. This activity is also responsible for administering the activities associated with the State of California Underground Storage Tank Cleanup Fund and the Public Works Maintenance Management System.

<b>WATER SUPERVISION (611-2310)</b>								
	<b>2012-13 Actual</b>	<b>2013-14 Actual</b>	<b>2014-15 Budget</b>	<b>2014-15 Revised</b>	<b>2015-16 Proposed</b>	<b>% Change</b>	<b>2016-17 Proposed</b>	<b>% Change</b>
<b>Sources of Funds:</b>								
Charges for Services	24,873,435	25,588,704	22,864,791	22,808,555	28,867,977	27%	30,761,696	7%
Investment Income	110,546	212,274	75,000	150,000	50,000	-67%	30,000	-40%
Other	5,225	3,989	7,420	15,228	5,000	-67%	5,000	0%
<b>Total Source of Funds</b>	<b>24,989,206</b>	<b>25,804,967</b>	<b>22,947,211</b>	<b>22,973,783</b>	<b>28,922,977</b>	<b>26%</b>	<b>30,796,696</b>	<b>6%</b>
<b>Use of Funds:</b>								
Personnel	694,184	805,089	1,046,216	932,495	1,119,462	20%	1,187,350	6%
Services & Supplies	469,009	510,538	650,880	603,002	725,888	20%	771,865	6%
Transfers Out	476,760	526,890	661,524	661,524	614,613	-7%	640,962	4%
Internal Services	697,937	751,666	816,263	854,025	980,946	15%	1,023,615	4%
<b>Total Use of Funds</b>	<b>2,337,890</b>	<b>2,594,183</b>	<b>3,174,883</b>	<b>3,051,046</b>	<b>3,440,909</b>	<b>13%</b>	<b>3,623,792</b>	<b>5%</b>
Funded FTE's	6.01	6.01	6.17	6.17	6.17		6.17	



**CITY OF ANTIOCH  
2015-17 OPERATING BUDGET**



**ENTERPRISE FUNDS**

**WATER FUND (611) (Continued)**

**WATER PRODUCTION (611-2320)**

Within Water Production, funds are allocated to provide water treatment operations, impounding dam and reservoir booster pumping, raw water pumping from the San Joaquin River and the Contra Costa Canal. Also included in this activity are laboratory work, all fresh water storage reservoirs and all chemical and electrical costs.

<b>WATER PRODUCTION (611-2320)</b>								
	<b>2012-13 Actual</b>	<b>2013-14 Actual</b>	<b>2014-15 Budget</b>	<b>2014-15 Revised</b>	<b>2015-16 Proposed</b>	<b>% Change</b>	<b>2016-17 Proposed</b>	<b>% Change</b>
<b>Sources of Funds:</b>								
Other	0	1,134,344	0	0	0	0%	0	0%
<b>Total Source of Funds</b>	<b>0</b>	<b>1,134,344</b>	<b>0</b>	<b>0</b>	<b>0</b>	<b>0%</b>	<b>0</b>	<b>0%</b>
<b>Use of Funds:</b>								
Personnel	1,197,756	1,361,298	1,593,540	1,511,960	1,655,745	10%	1,764,765	7%
Services & Supplies	11,050,657	13,577,773	16,567,668	16,498,063	17,119,630	4%	18,010,531	5%
<b>Total Use of Funds</b>	<b>12,248,413</b>	<b>14,939,071</b>	<b>18,161,208</b>	<b>18,010,023</b>	<b>18,775,375</b>	<b>4%</b>	<b>19,775,296</b>	<b>5%</b>
Funded FTE's	11.00	11.00	11.00	11.00	11.00		11.00	

**CITY OF ANTIOCH  
2015-17 OPERATING BUDGET**



**ENTERPRISE FUNDS**

**WATER FUND (611) (Continued)**

**WATER DISTRIBUTION (611-2330)**

This Program is charged with the responsibility of maintaining the City's treated and raw water distribution systems in safe and serviceable conditions, administering a Water Conservation Program focused on providing residential, commercial and irrigation customers with education and assistance to conserve the City's treated water supply. The system delivers treated water to residential, commercial and irrigation customers. Personnel maintain approximately 383 miles of water main, 31,736 service connections and meters, 2,474 backflow prevention devices, maintain, repair and flush approximately 3,443 fire hydrants and exercise system valves. Personnel staff a 24-hour Stand-by System to respond to emergency calls.

<b>WATER DISTRIBUTION (611-2330)</b>								
	<b>2012-13 Actual</b>	<b>2013-14 Actual</b>	<b>2014-15 Budget</b>	<b>2014-15 Revised</b>	<b>2015-16 Proposed</b>	<b>% Change</b>	<b>2016-17 Proposed</b>	<b>% Change</b>
<b>Source of Funds:</b>								
Charges for Services	20,887	134,250	5,000	8,000	8,000	0%	8,000	0%
<b>Total Source of Funds</b>	<b>20,887</b>	<b>134,250</b>	<b>5,000</b>	<b>8,000</b>	<b>8,000</b>	<b>0%</b>	<b>8,000</b>	<b>0%</b>
<b>Use of Funds:</b>								
Personnel	1,777,431	1,814,335	2,606,913	2,156,089	3,069,478	42%	3,264,585	6%
Services & Supplies	3,074,840	2,942,739	3,090,494	3,243,274	3,560,990	10%	3,627,547	2%
<b>Total Use of Funds</b>	<b>4,852,271</b>	<b>4,757,074</b>	<b>5,697,407</b>	<b>5,399,363</b>	<b>6,630,468</b>	<b>23%</b>	<b>6,892,132</b>	<b>4%</b>
Funded FTE's	25.25	25.25	25.75	25.75	26.75		26.75	

**CITY OF ANTIOCH  
2015-17 OPERATING BUDGET**



**ENTERPRISE FUNDS**

**WATER FUND (611) (Continued)**

**METER READING (611-2340)**

Personnel assigned to the meter reading activity are primarily responsible for reading approximately 31,736 water meters each month. Additionally, staff responds to meter related problems such as leaks, replacement of broken or missing meter boxes and lids, turning on and off water at the request of the City's Finance Department, installation of new services, replacement of defective or vandalized meters, replacement of meter transponders, respond to customer requests for billing information and distributes water conservation information.

<b>METER READING (611-2340)</b>								
	<b>2012-13 Actual</b>	<b>2013-14 Actual</b>	<b>2014-15 Budget</b>	<b>2014-15 Revised</b>	<b>2015-16 Proposed</b>	<b>% Change</b>	<b>2016-17 Proposed</b>	<b>% Change</b>
<b>Use of Funds:</b>								
Personnel	169,915	179,615	193,660	205,666	244,842	19%	256,877	5%
Services & Supplies	111,615	132,590	222,824	326,439	575,757	76%	427,371	-26%
<b>Total Use of Funds</b>	<b>281,530</b>	<b>312,205</b>	<b>416,484</b>	<b>532,105</b>	<b>820,599</b>	<b>54%</b>	<b>684,248</b>	<b>-17%</b>
Funded FTE's	2.00	2.00	2.00	2.00	2.00		2.00	

**CITY OF ANTIOCH  
2015-17 OPERATING BUDGET**



**ENTERPRISE FUNDS**

**WATER FUND (611) (Continued)**

**WAREHOUSE & CENTRAL STORES (611-2620)**

Warehouse and Central Stores is responsible for the procurement, storage and distribution of stock and nonstock items used by the City's various departments and operations, and is the receiving and distribution point for all supplies purchased. This program also provides a variety of other services to departments, such as fire extinguisher service and lock and key repair services.

<b>WAREHOUSE &amp; CENTRAL STORES (611-2620)</b>								
	<b>2012-13 Actual</b>	<b>2013-14 Actual</b>	<b>2014-15 Budget</b>	<b>2014-15 Revised</b>	<b>2015-16 Proposed</b>	<b>% Change</b>	<b>2016-17 Proposed</b>	<b>% Change</b>
<b>Source of Funds:</b>								
Charges for Services	234,252	184,410	250,000	265,000	280,000	6%	280,000	0%
<b>Total Source of Funds</b>	<b>234,252</b>	<b>184,410</b>	<b>250,000</b>	<b>265,000</b>	<b>280,000</b>	<b>6%</b>	<b>280,000</b>	<b>0%</b>
<b>Use of Funds:</b>								
Personnel	137,338	150,017	148,215	155,711	169,651	9%	178,806	5%
Services & Supplies	247,443	215,072	278,559	292,959	298,835	2%	299,791	0%
Internal Services	34,311	34,943	37,689	39,261	45,105	15%	47,047	4%
<b>Total Use of Funds</b>	<b>419,092</b>	<b>400,032</b>	<b>464,463</b>	<b>487,931</b>	<b>513,591</b>	<b>5%</b>	<b>525,644</b>	<b>2%</b>
Funded FTE's	1.60	1.60	1.60	1.60	1.60		1.60	

**CITY OF ANTIOCH  
2015-17 OPERATING BUDGET**



**ENTERPRISE FUNDS**

**WATER FUND (611) (Continued)**

**WATER CAPITAL PROJECTS (611-2550)**

<b>WATER PUBLIC BUILDINGS AND FACILITIES - CIP (611-2550)</b>								
	<b>2012-13 Actual</b>	<b>2013-14 Actual</b>	<b>2014-15 Budget</b>	<b>2014-15 Revised</b>	<b>2015-16 Proposed</b>	<b>% Change</b>	<b>2016-17 Proposed</b>	<b>% Change</b>
<b>Source of Funds:</b>								
Grant Reimbursements	107,665	0	0	0	0	0%	0	0%
<b>Total Source of Funds</b>	<b>107,665</b>	<b>0</b>	<b>0</b>	<b>0</b>	<b>0</b>	<b>0%</b>	<b>0</b>	<b>0%</b>
<b>Use of Funds:</b>								
Personnel	18,051	37,488	122,790	88,772	136,496	54%	142,595	4%
Monitoring Wells	68,602	18,317	40,000	40,000	0	-100%	0	0%
Recycle/Reclaimed Water Pipelines	32,678	8,520	0	0	0	0%	0	0%
Water Studies & Planning	289,547	31,216	150,000	100,000	65,000	-35%	35,000	-46%
Water Plant Solids Handling Improv.	0	82,076	467,924	0	0	0%	0	0%
Raw Water Supply	194	85,264	4,736	4,736	0	-100%	0	0%
WTP Drainage Capture	0	0	0	100,000	0	-100%	1,200,000	100%
Canal Pump No 4 Improvements	0	36,444	733,556	705,000	0	-100%	0	0%
Chemical Tank Replacements	0	33,137	0	0	0	0%	0	0%
Inspection/assess 39 in raw wtr pipe	0	30	500,000	500,000	250,000	-50%	0	100%
WTP Improvements	670,932	152,898	522,102	125,000	295,000	136%	320,000	8%
Hillcrest Pump Station Rehab	0	0	50,000	0	50,000	100%	500,000	900%
Cambridge Tank Expansion	145,275	737,196	212,804	40,000	0	-100%	0	0%
Water Treatment Plant Renovation	0	348,406	0	0	0	0%	0	0%
Reservoir Rehabilitation	986,162	57,148	342,852	115,968	0	-100%	635,000	100%
Sunset Booster Pump Station	0	42,058	507,942	507,942	0	-100%	0	0%
River Pumping Station Rehab	0	265	0	0	0	0%	0	0%
Wilbur Avenue Booster Pumps	0	268	0	0	0	0%	0	0%

Table continued on next page

**CITY OF ANTIOCH  
2015-17 OPERATING BUDGET**



**ENTERPRISE FUNDS**

**WATER FUND (611) (Continued)**

**WATER CAPITAL PROJECTS (611-2550) (Continued)**

<b>WATER PUBLIC BUILDINGS AND FACILITIES - CIP (611-2550)</b>								
	<b>2012-13 Actual</b>	<b>2013-14 Actual</b>	<b>2014-15 Budget</b>	<b>2014-15 Revised</b>	<b>2015-16 Proposed</b>	<b>% Change</b>	<b>2016-17 Proposed</b>	<b>% Change</b>
<b>Use of Funds (Continued):</b>								
WTP Electrical Upgrade	0	0	100,000	100,000	700,000	600%	0	0%
Fulton Trash Enclosure	0	0	135,000	135,000	0	-100%	0	0%
Wireless Communication Upgrade	0	0	0	0	50,000	100%	50,000	0%
Desalination Plant-High Purification	0	0	0	100,000	100,000	0%	0	0%
Cathodic Assessment Project	0	0	0	0	200,000	100%	0	0%
WTP Disinfection Improvements	0	0	0	500,000	1,000,000	100%	0	0%
Direct Raw Water Connection w/Scada	0	0	30,000	1,000	0	-100%	0	0%
<b>Total Use of Funds</b>	<b>2,211,441</b>	<b>1,670,731</b>	<b>3,919,706</b>	<b>3,163,418</b>	<b>2,846,496</b>	<b>-10%</b>	<b>2,882,595</b>	<b>1%</b>
Funded FTE's	0.75	0.75	0.75	0.75	0.75		0.75	

**CITY OF ANTIOCH  
2015-17 OPERATING BUDGET**



**ENTERPRISE FUNDS**

**WATER SYSTEM IMPROVEMENT (FORMERLY WATER LINE EXPANSION) (612)**

Fees are collected from developers to fund offsite or oversized facilities in three areas: water storage, plant expansion and other facilities including oversized mains. This fund is being renamed with this budget to better reflect purpose of funds.

<b>WATER SYSTEM IMPROVEMENT (FORMERLY WATER LINE EXPANSION) (FUND 612)</b>								
<b>Statement of Revenues, Expenditures and Change in Net Position</b>								
	<b>2012-13 Actual</b>	<b>2013-14 Actual</b>	<b>2014-15 Budget</b>	<b>2014-15 Revised</b>	<b>2015-16 Proposed</b>	<b>% Change</b>	<b>2016-17 Proposed</b>	<b>% Change</b>
<b>Beginning Balance, July 1</b>	<b>\$3,664,535</b>	<b>\$3,892,975</b>	<b>\$3,875,063</b>	<b>\$3,875,063</b>	<b>\$3,337,943</b>		<b>\$2,740,026</b>	
<b>Revenue Source:</b>								
Current Service Charges	1,220,351	1,008,057	500,000	646,528	1,180,800	83%	1,180,800	0%
Investment Income	18,621	37,600	35,000	25,000	30,000	20%	35,000	17%
Transfers In	0	648,046	0	0	0	0%	0	0%
<b>Total Revenues</b>	<b>1,238,972</b>	<b>1,693,703</b>	<b>535,000</b>	<b>671,528</b>	<b>1,210,800</b>	<b>80%</b>	<b>1,215,800</b>	<b>0%</b>
<b>Expenditures:</b>								
Services & Supplies	8,409	10,260	7,000	7,000	7,000	0%	7,000	0%
WTP Drainage Capture	0	0	0	0	0	0%	500,000	100%
WTP Electrical Upgrade	0	0	0	0	1,000,000	100%	0	-100%
Water Main Replacement	327,596	1,699,785	1,147,619	1,200,000	800,000	-33%	800,000	0%
Transfers Out	672,916	0	0	0	0	0%	0	0%
Internal Services	1,611	1,570	1,627	1,648	1,717	4%	1,739	1%
<b>Total Expenditures</b>	<b>1,010,532</b>	<b>1,711,615</b>	<b>1,156,246</b>	<b>1,208,648</b>	<b>1,808,717</b>	<b>50%</b>	<b>1,308,739</b>	<b>-28%</b>
<b>Ending Balance, June 30</b>	<b>\$3,892,975</b>	<b>\$3,875,063</b>	<b>\$3,253,817</b>	<b>\$3,337,943</b>	<b>\$2,740,026</b>		<b>\$2,647,087</b>	

**CITY OF ANTIOCH  
2015-17 OPERATING BUDGET**



**ENTERPRISE FUNDS**

**SEWER FUND (621)**

The Sewer Fund is a Public Works Enterprise Fund that accounts for the revenues and expenditures related to providing wastewater collection, storm drain and channel maintenance services for the City of Antioch.

The Sewer Fund includes the following programs: Wastewater Supervision, Wastewater Collection, and Sewer Capital Projects.

The Sewer Fund Summary provides a combined statement of the revenues and expenditures of these programs.

<b>SEWER FUND SUMMARY (FUND 621)</b>								
<b>Statement of Revenues, Expenditures and Change in Net Position</b>								
	<b>2012-13</b>	<b>2013-14</b>	<b>2014-15</b>	<b>2014-15</b>	<b>2015-16</b>	<b>%</b>	<b>2016-17</b>	<b>%</b>
	<b>Actual</b>	<b>Actual</b>	<b>Budget</b>	<b>Revised</b>	<b>Proposed</b>	<b>Change</b>	<b>Proposed</b>	<b>Change</b>
<b>Beginning Balance, July 1</b>	<b>\$10,405,134</b>	<b>\$11,916,450</b>	<b>\$13,064,889</b>	<b>\$13,064,889</b>	<b>\$10,911,374</b>		<b>\$8,488,514</b>	
<b>Revenue Source:</b>								
Investment Income	56,914	104,693	40,000	70,000	50,000	-29%	30,000	-40%
Charges for Services	4,523,207	4,713,720	4,856,842	4,903,016	5,353,000	9%	5,698,000	6%
Other	30,233	37,357	1,000	16,520	1,000	-94%	1,000	0%
<b>Total Revenues</b>	<b>4,610,354</b>	<b>4,855,770</b>	<b>4,897,842</b>	<b>4,989,536</b>	<b>5,404,000</b>	<b>8%</b>	<b>5,729,000</b>	<b>6%</b>
<b>Expenditures:</b>								
Personnel	1,305,985	1,653,645	2,525,140	2,141,519	3,003,351	40%	3,181,465	6%
Services & Supplies	999,574	1,379,895	2,397,780	2,595,922	2,749,975	6%	2,518,785	-8%
Capital Projects	228,948	17,703	1,575,000	1,575,000	1,250,000	-21%	1,250,000	0%
Transfers Out	434,912	514,913	649,417	649,417	602,375	-7%	678,592	13%
Internal Services	129,619	141,175	163,579	181,193	221,159	22%	232,289	5%
<b>Total Expenditures</b>	<b>3,099,038</b>	<b>3,707,331</b>	<b>7,310,916</b>	<b>7,143,051</b>	<b>7,826,860</b>	<b>10%</b>	<b>7,861,131</b>	<b>0%</b>
<b>Ending Balance, June 30</b>	<b>\$11,916,450</b>	<b>\$13,064,889</b>	<b>\$10,651,815</b>	<b>\$10,911,374</b>	<b>\$8,488,514</b>		<b>\$6,356,383</b>	



**CITY OF ANTIOCH  
2015-17 OPERATING BUDGET**



**ENTERPRISE FUNDS**

**SEWER FUND (621) (Continued)**

<b>SEWER FUND SUMMARY OF STAFFING</b>			
	<b>Funded 2014-15</b>	<b>Funded 2015-16</b>	<b>Funded 2016-17</b>
<b>Funded FTE's:</b>			
Wastewater Supervision	3.39	3.24	3.24
Wastewater Collection	20.14	21.14	21.14
Wastewater CIP	0.75	0.75	0.75
<b>Total Funded FTE's:</b>	<b>24.28</b>	<b>25.13</b>	<b>25.13</b>

<b>New Positions to be funded for Public Works – Sewer Fund</b>		
<b>Position Title</b>	<b># of Positions</b>	<b>Explanation</b>
Technician	1	Position will ensure accuracy of CMMS database and assist with compliance with SSMP. Will work with public and business community to reduce overall sewer lateral overflows. Council authorized May 26,2015.

**CITY OF ANTIOCH  
2015-17 OPERATING BUDGET**



**ENTERPRISE FUNDS**

**SEWER FUND (621) (Continued)**

**WASTEWATER SUPERVISION (621-2210)**

Wastewater Supervision is responsible for providing administrative and managerial functions to the City's wastewater collections system. This function provides direct supervision for Wastewater Collections and Storm Drain and Channel Maintenance. Personnel provide effective leadership; direction; planning; work scheduling; participation and monitoring of an effective employee safety training program; prepare annual budgets; monthly and quarterly reports; maintain and oversee compliance with State, Federal and Health Department regulations; oversee and evaluate employee performance; monitor division activities and budgets; implement innovative programs to improve efficiency and over all effectiveness; develop bid specifications; arrange for and monitor contract work for compliance. This function is responsible to participate in and ensure compliance with the State's newly mandated program for monitoring and reporting sewer system overflows (SSO's).

<b>SEWER-WASTEWATER SUPERVISION (621-2210)</b>								
	<b>2012-13 Actual</b>	<b>2013-14 Actual</b>	<b>2014-15 Budget</b>	<b>2014-15 Revised</b>	<b>2015-16 Proposed</b>	<b>% Change</b>	<b>2016-17 Proposed</b>	<b>% Change</b>
<b>Source of Funds:</b>								
Investment Income	56,914	104,693	40,000	70,000	50,000	-29%	30,000	-40%
Charges for Service	4,523,207	4,713,720	4,856,842	4,902,900	5,353,000	9%	5,698,000	6%
Other	16,490	709	0	0	0	0%	0	0%
<b>Total Source of Funds</b>	<b>4,596,611</b>	<b>4,819,122</b>	<b>4,896,842</b>	<b>4,972,900</b>	<b>5,403,000</b>	<b>9%</b>	<b>5,728,000</b>	<b>6%</b>
<b>Use of Funds:</b>								
Personnel	206,057	289,798	504,030	374,540	551,880	47%	585,228	6%
Services & Supplies	141,966	217,233	247,026	172,146	217,624	26%	206,052	-5%
Transfers Out	434,912	514,913	649,417	649,417	602,375	-7%	678,592	13%
Internal Services	129,619	141,175	163,579	181,193	221,159	22%	232,289	5%
<b>Total Use of Funds</b>	<b>912,554</b>	<b>1,163,119</b>	<b>1,564,052</b>	<b>1,377,296</b>	<b>1,593,038</b>	<b>16%</b>	<b>1,702,161</b>	<b>7%</b>
Funded FTE's	1.82	2.22	3.39	3.39	3.24		3.24	

**CITY OF ANTIOCH  
2015-17 OPERATING BUDGET**



**ENTERPRISE FUNDS**

**SEWER FUND (621) (Continued)**

**WASTEWATER COLLECTION (621-2220)**

The Wastewater Collection activity is primarily responsible for maintaining an estimated 319 miles of sanitary sewer system and 31,736 residential and commercial sewer lateral connections. This program also performs through contract, root foaming, manhole rehabilitation, infiltration control, spot repairs and cleaning of larger trunk lines. Employees in this activity have begun a comprehensive program of televising, archiving and benchmarking the overall condition of the sewer system infrastructure. Information will be used to establish maintenance requirements, the need for repairs and development of CIP projects. Personnel also assist in staffing an alternative work shift and 24-hour Stand-by system that responds to emergency after hour calls for service.

<b>SEWER-WASTEWATER COLLECTION (621-2220)</b>								
	<b>2012-13 Actual</b>	<b>2013-14 Actual</b>	<b>2014-15 Budget</b>	<b>2014-15 Revised</b>	<b>2015-16 Proposed</b>	<b>% Change</b>	<b>2016-17 Proposed</b>	<b>% Change</b>
<b>Source of Funds:</b>								
Charges for Service	0	0	0	116	0	-100%	0	0%
Other	13,743	36,648	1,000	16,520	1,000	-94%	1,000	0%
<b>Total Source of Funds</b>	<b>13,743</b>	<b>36,648</b>	<b>1,000</b>	<b>16,636</b>	<b>1,000</b>	<b>-94%</b>	<b>1,000</b>	<b>0%</b>
<b>Use of Funds:</b>								
Personnel	1,090,587	1,326,484	1,898,320	1,643,984	2,314,980	41%	2,453,642	6%
Services & Supplies	857,608	1,162,662	2,150,754	2,423,776	2,532,351	4%	2,312,733	-9%
<b>Total Use of Funds</b>	<b>1,948,195</b>	<b>2,489,146</b>	<b>4,049,074</b>	<b>4,067,760</b>	<b>4,847,331</b>	<b>19%</b>	<b>4,766,375</b>	<b>-2%</b>
Funded FTE's	16.39	17.64	20.14	20.14	21.14		21.14	

**CITY OF ANTIOCH  
2015-17 OPERATING BUDGET**



**ENTERPRISE FUNDS**

**SEWER FUND (621) (Continued)**

**SEWER CAPITAL PROJECTS (621-2570)**

The following capital projects are to be expended from the Sewer Fund:

<b>SEWER-WASTEWATER COLLECTION CAPITAL PROJECTS (621-2570)</b>								
	<b>2012-13 Actual</b>	<b>2013-14 Actual</b>	<b>2014-15 Budget</b>	<b>2014-15 Revised</b>	<b>2015-16 Proposed</b>	<b>% Change</b>	<b>2016-17 Proposed</b>	<b>% Change</b>
<b>Use of Funds:</b>								
Personnel	9,341	37,363	122,790	122,995	136,491	11%	142,595	4%
Monitoring Wells	0	17,608	40,000	40,000	0	-100%	0	0%
Rehab Trunk Line	0	0	0	0	0	0%	0	0%
Fulton Trash Enclosure	0	0	135,000	135,000	0	-100%	0	0%
Country Hills Sewer Main Rep.	0	0	1,000,000	1,000,000	0	-100%	0	0%
Trenchless Rehabilitation	0	95	300,000	300,000	750,000	150%	750,000	0%
Corrosion Rehab	228,948	0	100,000	100,000	500,000	400%	500,000	0%
<b>Total Use of Funds</b>	<b>238,289</b>	<b>55,066</b>	<b>1,697,790</b>	<b>1,697,995</b>	<b>1,386,491</b>	<b>-18%</b>	<b>1,392,595</b>	<b>0%</b>
Funded FTE's	0.75	0.75	0.75	0.75	0.75		0.75	

**CITY OF ANTIOCH  
2015-17 OPERATING BUDGET**



**ENTERPRISE FUNDS**

**SEWER SYSTEM IMPROVEMENT (FORMERLY SEWER FACILITY EXPANSION) (622)**

Sewer Facility Expansion Fund is set up to track the development fees collected from developers to fund offsite or to oversize sewer facilities and replace inadequate sewers. This fund is being renamed with this budget to better reflect purpose of funds.

<b>SEWER SYSTEM IMPROVEMENT (FORMERLY SEWER FACILITY EXPANSION) (FUND 622)</b>								
<b>Statement of Revenues, Expenditures and Change in Net Position</b>								
	<b>2012-13 Actual</b>	<b>2013-14 Actual</b>	<b>2014-15 Budget</b>	<b>2014-15 Revised</b>	<b>2015-16 Proposed</b>	<b>% Change</b>	<b>2016-17 Proposed</b>	<b>% Change</b>
<b>Beginning Balance, July 1</b>	<b>\$3,139,754</b>	<b>\$3,389,458</b>	<b>\$3,223,647</b>	<b>\$3,223,647</b>	<b>\$378,846</b>		<b>\$388,077</b>	
<b>Revenue Source:</b>								
Current Service Charges	524,677	492,685	300,000	300,000	542,310	81%	542,310	0%
Investment Income	17,409	28,506	15,000	15,000	25,000	67%	25,000	0%
<b>Total Revenues</b>	<b>542,086</b>	<b>521,191</b>	<b>315,000</b>	<b>315,000</b>	<b>567,310</b>	<b>80%</b>	<b>567,310</b>	<b>0%</b>
<b>Expenditures:</b>								
Personnel	8,995	8,122	0	1,815	0	-100%	0	0%
Services & Supplies	172,152	108,034	56,791	56,791	56,791	0%	56,791	0%
NE Annexation Sewer	0	498,580	100,000	100,000	0	-100%	0	0%
L St Sewer Main Replacement	0	4,760	800,000	800,000	0	-100%	0	0%
Sewer Main Replacement	110,163	66,421	1,933,579	2,200,000	500,000	-77%	500,000	0%
Internal Services	1,072	1,085	1,159	1,195	1,288	8%	1,318	2%
<b>Total Expenditures</b>	<b>292,382</b>	<b>687,002</b>	<b>2,891,529</b>	<b>3,159,801</b>	<b>558,079</b>	<b>-82%</b>	<b>558,109</b>	<b>0%</b>
<b>Ending Balance, June 30</b>	<b>\$3,389,458</b>	<b>\$3,223,647</b>	<b>\$647,118</b>	<b>\$378,846</b>	<b>\$388,077</b>		<b>\$397,278</b>	

**CITY OF ANTIOCH  
2015-17 OPERATING BUDGET**



**ENTERPRISE FUNDS**

**MARINA FUND (631)**

The Marina Fund accounts for the revenues and expenditures related to operating and maintaining a Marina for the City of Antioch.

The Marina Fund includes the following programs: Marina Administration, Marina Maintenance, and Marina Capital Projects.

The Marina Fund Summary provides a combined statement of the revenues and expenditures of these programs.

<b>MARINA FUND SUMMARY (FUND 631)</b>								
<b>Statement of Revenues, Expenditures and Change in Net Position</b>								
	<b>2012-13</b>	<b>2013-14</b>	<b>2014-15</b>	<b>2014-15</b>	<b>2015-16</b>	<b>%</b>	<b>2016-17</b>	<b>%</b>
	<b>Actual</b>	<b>Actual</b>	<b>Budget</b>	<b>Revised</b>	<b>Proposed</b>	<b>Change</b>	<b>Proposed</b>	<b>Change</b>
<b>Beginning Balance, July 1</b>	<b>\$811,987</b>	<b>\$1,017,564</b>	<b>\$1,172,855</b>	<b>\$1,172,855</b>	<b>\$92,971</b>		<b>\$0</b>	
<b>Revenue Source:</b>								
Investment Income	833	6,779	250	5,180	250	-95%	250	0%
Charges for Services	661,341	591,304	599,400	491,900	544,000	11%	596,000	10%
Revenue from Other Agencies	746,501	304,429	279,000	227,000	390,000	72%	0	-100%
Other	21,165	10,333	7,000	7,000	7,000	0%	7,000	0%
Transfers In	284,122	0	0	0	359,716	100%	228,910	-36%
<b>Total Revenues</b>	<b>1,713,962</b>	<b>912,845</b>	<b>885,650</b>	<b>731,080</b>	<b>1,300,966</b>	<b>78%</b>	<b>832,160</b>	<b>-36%</b>
<b>Expenses:</b>								
Personnel	191,070	150,486	181,670	195,403	198,128	1%	220,633	11%
Services & Supplies	541,853	537,143	1,344,338	1,336,514	581,709	-56%	534,465	-8%
Capital Projects	722,927	12,653	356,714	214,714	540,000	151%	0	-100%
Transfers Out	1,681	1,699	1,717	1,717	1,736	1%	1,755	1%
Internal Services	50,854	55,573	59,160	62,616	72,364	16%	75,307	4%
<b>Total Expenses</b>	<b>1,508,385</b>	<b>757,554</b>	<b>1,943,599</b>	<b>1,810,964</b>	<b>1,393,937</b>	<b>-23%</b>	<b>832,160</b>	<b>-40%</b>
<b>Ending Balance, June 30</b>	<b>\$1,017,564</b>	<b>\$1,172,855</b>	<b>\$114,906</b>	<b>\$92,971</b>	<b>\$0</b>		<b>\$0</b>	

**CITY OF ANTIOCH  
2015-17 OPERATING BUDGET**



**ENTERPRISE FUNDS**

**MARINA FUND (631) (Continued)**

<b>MARINA FUND SUMMARY OF STAFFING</b>			
<b>Funded FTE's:</b>	<b>Funded 2014-15</b>	<b>Funded 2015-16</b>	<b>Funded 2016-17</b>
Marina Administration	1.10	1.10	1.10
Marina Maintenance	0.85	0.85	0.85
Marina Boat Launch	0.30	0.30	0.30
<b>Total Funded FTE's:</b>	<b>2.25</b>	<b>2.25</b>	<b>2.25</b>

**CITY OF ANTIOCH  
2015-17 OPERATING BUDGET**



**ENTERPRISE FUNDS**

**MARINA FUND (631) (Continued)**

**MARINA ADMINISTRATION FUND (631-2410)**

The Marina Administration is responsible for overseeing the management of a seven-day-a-week pleasure boat marina operation. Tasks include renting berths, monitoring occupancy, maintaining records, providing security, enforcing ordinances and State laws, collecting rents, selling fuel and oil, communicating with and supplying timely and accurate reports to State and local governmental agencies and providing various customer services. This activity is also responsible for managing the Marina leases and has been successful in seeking grants for marina improvements and operations.

<b>MARINA ADMINISTRATION (631-2410)</b>								
	<b>2012-13 Actual</b>	<b>2013-14 Actual</b>	<b>2014-15 Budget</b>	<b>2014-15 Revised</b>	<b>2015-16 Proposed</b>	<b>% Change</b>	<b>2016-17 Proposed</b>	<b>% Change</b>
<b>Sources of Funds:</b>								
Investment Income	833	6,779	250	5,180	250	-95%	250	0%
Charges for Service	647,301	573,964	580,900	468,900	521,000	11%	573,000	10%
Other	17,510	10,333	7,000	7,000	7,000	0%	7,000	0%
Transfer in from General Fund	284,122	0	0	0	359,716	100%	228,910	-36%
<b>Total Source of Funds</b>	<b>949,766</b>	<b>591,076</b>	<b>588,150</b>	<b>481,080</b>	<b>887,966</b>	<b>85%</b>	<b>809,160</b>	<b>-9%</b>
<b>Use of Funds:</b>								
Personnel	106,746	59,066	47,787	47,787	48,875	2%	51,170	5%
Services & Supplies	488,270	478,385	1,287,588	1,290,964	526,159	-59%	498,915	-5%
Transfers Out	1,681	1,699	1,717	1,717	1,736	1%	1,755	1%
Internal Services	50,854	55,573	59,160	62,616	72,364	16%	75,307	4%
<b>Total Use of Funds</b>	<b>647,551</b>	<b>594,723</b>	<b>1,396,252</b>	<b>1,403,084</b>	<b>649,134</b>	<b>-54%</b>	<b>627,147</b>	<b>-3%</b>
Funded FTE's	1.10	1.10	1.10	1.10	1.10		1.10	



**CITY OF ANTIOCH  
2015-17 OPERATING BUDGET**



**ENTERPRISE FUNDS**

**MARINA FUND (631) (Continued)**

**MARINA MAINTENANCE (631-2420)**

The Marina Maintenance activity provides for maintenance and repairs of the Marina facility. The main activity consists of general maintenance of Marina buildings, piers, docks and structures, including electrical, mechanical, plumbing and carpentry, upkeep of the grounds and landscaping, cleaning and maintaining the public and berth's restrooms and showers and the marina parking lot and pedestrian paths. Personnel from the Parks Division also provide limited support to Marina operations by assisting with landscape and vandalism problems as needed.

<b>MARINA MAINTENANCE (631-2420)</b>								
	<b>2012-13 Actual</b>	<b>2013-14 Actual</b>	<b>2014-15 Budget</b>	<b>2014-15 Revised</b>	<b>2015-16 Proposed</b>	<b>% Change</b>	<b>2016-17 Proposed</b>	<b>% Change</b>
<b>Use of Funds:</b>								
Personnel	76,062	82,244	120,295	134,406	134,645	0%	153,320	14%
Services & Supplies	52,389	58,618	51,450	40,250	50,250	25%	30,250	-40%
<b>Total Use of Funds</b>	<b>128,451</b>	<b>140,862</b>	<b>171,745</b>	<b>174,656</b>	<b>184,895</b>	<b>6%</b>	<b>183,570</b>	<b>-1%</b>
Funded FTE's	0.85	0.85	0.85	0.85	0.85		0.85	

**CITY OF ANTIOCH  
2015-17 OPERATING BUDGET**



**ENTERPRISE FUNDS**

**MARINA FUND (631) (Continued)**

**MARINA CAPITAL PROJECTS (631-2510)**

The purpose of this division is to account for the implementation of capital projects at the Antioch Marina Facility, maintaining and upgrading the City's capital investment in the Marina infrastructure and land.

<b>MARINA CAPITAL PROJECTS (631-2510)</b>								
	<b>2012-13 Actual</b>	<b>2013-14 Actual</b>	<b>2014-15 Budget</b>	<b>2014-15 Revised</b>	<b>2015-16 Proposed</b>	<b>% Change</b>	<b>2016-17 Proposed</b>	<b>% Change</b>
<b>Sources of Funds:</b>								
Revenue from other Agencies	746,501	304,429	217,000	217,000	390,000	80%	0	-100%
<b>Total Source of Funds</b>	<b>746,501</b>	<b>304,429</b>	<b>217,000</b>	<b>217,000</b>	<b>390,000</b>	<b>80%</b>	<b>0</b>	<b>-100%</b>
<b>Use of Funds:</b>								
Marina Launch Ramp	676,686	368	0	0	0	0%	0	0%
Marina Launch Ramp Phase II	46,241	12,285	204,714	204,714	0	-100%	0	0%
Marina Launch Ramp Restroom	0	0	62,000	10,000	390,000	3800%	0	-100%
Passive Fuel System	0	0	90,000	0	150,000	100%	0	-100%
<b>Total Use of Funds</b>	<b>722,927</b>	<b>12,653</b>	<b>356,714</b>	<b>214,714</b>	<b>540,000</b>	<b>151%</b>	<b>0</b>	<b>-100%</b>

**CITY OF ANTIOCH  
2015-17 OPERATING BUDGET**



**ENTERPRISE FUNDS**

**MARINA FUND (631) (Continued)**

**MARINA BOAT LAUNCH (631-2425)**

This division was established to account for the activity of the new boat launch facility.

<b>MARINA BOAT LAUNCH (631-2425)</b>								
	<b>2012-13 Actual</b>	<b>2013-14 Actual</b>	<b>2014-15 Budget</b>	<b>2014-15 Revised</b>	<b>2015-16 Proposed</b>	<b>% Change</b>	<b>2016-17 Proposed</b>	<b>% Change</b>
<b>Source of Funds:</b>								
Charges for Services	14,040	17,340	18,500	23,000	23,000	0%	23,000	0%
<b>Total Source of Funds</b>	<b>14,040</b>	<b>17,340</b>	<b>18,500</b>	<b>23,000</b>	<b>23,000</b>	<b>0%</b>	<b>23,000</b>	<b>0%</b>
<b>Use of Funds:</b>								
Personnel	8,262	9,176	13,588	13,210	14,608	11%	16,143	11%
Services & Supplies	1,194	140	5,300	5,300	5,300	0%	5,300	0%
<b>Total Use of Funds</b>	<b>9,456</b>	<b>9,316</b>	<b>18,888</b>	<b>18,510</b>	<b>19,908</b>	<b>8%</b>	<b>21,443</b>	<b>8%</b>
Funded FTE's	0.30	0.30	0.30	0.30	0.30		0.30	

**CITY OF ANTIOCH  
2015-17 OPERATING BUDGET**



**ENTERPRISE FUNDS**

---

**PREWETT PARK FUND (641)**

The Antioch Water Park is a signature feature within the community. It was the first amenity developed in the 100-acre Prewett Community Park in 1996 and has become a traditional experience for multi-generations of residents. The complex includes five exhilarating slides and an activity pool for different age groups. Highly qualified staff provides important water safety and swim instruction, health and fitness classes, and safe, summer fun for older youth and teens. The Antioch Water Park is the largest youth employer in the community and hires approximately 150 young adults who gain life-long employment skills each season.

Picnic and park areas, natural landscapes, concession operations, and a reservable community room complement the water park experience. The facility includes office space for recreation staff, lifeguards and swim instructors, and the equipment vital to operating the facility in a safe manner. There are locker rooms for guests also. Construction and development of the facility was provided by Mello Roos funds.

Rivers, lakes, streams and trails are an integral part of the community landscape. The Antioch Water Park provides a unique connection to water for all residents – from becoming water safe to protecting environmental resources.

Prewett Park includes the following programs: Administration, Community Aquatics, Water Park, Community Center and Concessions. All programs are being combined into one division beginning in fiscal year 2016 – Water Park Operations.

**CITY OF ANTIOCH  
2015-17 OPERATING BUDGET**



**ENTERPRISE FUNDS**

**PREWETT PARK FUND (641) (Continued)**

The Prewett Park Summary provides a combined statement of the revenues and expenditures of these programs.

<b>PREWETT PARK SUMMARY (FUND 641)</b>								
<b>Statement of Revenues, Expenditures and Change in Net Position</b>								
	<b>2012-13 Actual</b>	<b>2013-14 Actual</b>	<b>2014-15 Budget</b>	<b>2014-15 Revised</b>	<b>2015-16 Proposed</b>	<b>% Change</b>	<b>2016-17 Proposed</b>	<b>% Change</b>
<b>Beginning Balance, July 1</b>	\$5,578	\$319	\$787	\$787	\$0		\$1,829	
<b>Revenue Source:</b>								
Interest Earnings	285	322	300	300	300	0%	300	0%
Current Service Charges	857,190	867,714	938,700	938,700	935,700	0%	939,000	0%
Other Revenue	3,281	1,875	500	1,683	3,500	108%	3,500	0%
Transfer in from General Fund	334,525	413,500	284,500	325,955	328,800	1%	351,105	7%
Transfer in from Child Care Fund	35,000	35,000	35,000	35,000	35,000	0%	35,000	0%
Transfer in from Delta Fair Fund	63,000	0	0	0	0	0%	0	0%
<b>Total Revenue</b>	<b>1,293,281</b>	<b>1,318,411</b>	<b>1,259,000</b>	<b>1,301,638</b>	<b>1,303,300</b>	<b>0%</b>	<b>1,328,905</b>	<b>2%</b>
<b>Expenditures:</b>								
Personnel	711,837	725,361	655,618	694,031	683,401	-2%	725,865	6%
Services & Supplies	577,263	583,039	599,937	598,750	608,320	2%	594,295	-2%
Transfer Out – Honeywell Debt Svc	9,440	9,543	9,644	9,644	9,750	1%	9,856	1%
<b>Total Expenditures</b>	<b>1,298,540</b>	<b>1,317,943</b>	<b>1,265,199</b>	<b>1,302,425</b>	<b>1,301,471</b>	<b>0%</b>	<b>1,330,016</b>	<b>2%</b>
<b>Ending Balance, June 30</b>	<b>\$319</b>	<b>\$787</b>	<b>(\$5,412)</b>	<b>\$0</b>	<b>\$1,829</b>		<b>\$718</b>	
				<b>Funded 2014-15</b>	<b>Funded 2015-16</b>		<b>Funded 2016-17</b>	
<b>Funded FTE's:</b>								
Water Park Operations				3.00	3.00		3.00	
<b>Total Funded FTE's</b>				3.00	3.00		3.00	

**CITY OF ANTIOCH  
2015-17 OPERATING BUDGET**



**ENTERPRISE FUNDS**

**PREWETT PARK FUND (641) (Continued)**

**PREWETT PARK ADMINISTRATION (641-4610)**

Prewett Park Administration is responsible for planning, organizing and supervising Prewett Park programs.

**Effective 7/1/15, this division is being consolidated into 641-4630, Water Park Operations.**

<b>PREWETT ADMINISTRATION (641-4610)</b>								
	<b>2012-13</b>	<b>2013-14</b>	<b>2014-15</b>	<b>2014-15</b>	<b>2015-16</b>	<b>%</b>	<b>2016-17</b>	<b>%</b>
	<b>Actual</b>	<b>Actual</b>	<b>Budget</b>	<b>Revised</b>	<b>Proposed</b>	<b>Change</b>	<b>Proposed</b>	<b>Change</b>
<b>Sources of Funds:</b>								
Investment Income	285	322	300	300	0	-100%	0	0%
Charges for Service	0	0	0	0	0	0%	0	0%
Other	2,204	(435)	0	0	0	0%	0	0%
Transfers In	432,525	448,500	319,500	360,955	0	-100%	0	0%
<b>Total Source of Funds</b>	<b>435,014</b>	<b>448,387</b>	<b>319,800</b>	<b>361,255</b>	<b>0</b>	<b>-100%</b>	<b>0</b>	<b>0%</b>
<b>Use of Funds:</b>								
Personnel	0	3,885	0	0	0	0%	0	0%
Services & Supplies	692	290	0	0	0	0%	0	0%
Transfers Out	9,440	9,543	9,644	9,644	0	-100%	0	0%
<b>Total Use of Funds</b>	<b>10,132</b>	<b>13,718</b>	<b>9,644</b>	<b>9,644</b>	<b>0</b>	<b>-100%</b>	<b>0</b>	<b>0%</b>
Funded FTE's	0.00	0.00	0.00	0.00	0.00		0.00	

**CITY OF ANTIOCH  
2015-17 OPERATING BUDGET**



**ENTERPRISE FUNDS**

**PREWETT PARK FUND (641) (Continued)**

**COMMUNITY AQUATICS (641-4620)**

Community Aquatics tracks the operations of the Aquatics portion of the Water Park. The Community Aquatics division offers special programs (Adapted Aquatics for Persons with Physical or Mental Disabilities); fitness classes (Water Aerobics and Lap Swim) and community aquatics (Water Safety Classes; Lifeguard Training; and adult, youth and parent/child swim classes).

**Effective 7/1/15, this division is being consolidated into 641-4630, Water Park Operations.**

<b>PREWETT COMMUNITY AQUATICS (641-4620)</b>								
	<b>2012-13 Actual</b>	<b>2013-14 Actual</b>	<b>2014-15 Budget</b>	<b>2014-15 Revised</b>	<b>2015-16 Proposed</b>	<b>% Change</b>	<b>2016-17 Proposed</b>	<b>% Change</b>
<b>Source of Funds:</b>								
Current Service Charges	152,558	137,228	160,000	160,000	0	-100%	0	0%
Other	1,261	2,280	500	1,683	0	-100%	0	0%
<b>Total Source of Funds</b>	<b>153,819</b>	<b>139,508</b>	<b>160,500</b>	<b>161,683</b>	<b>0</b>	<b>-100%</b>	<b>0</b>	<b>0%</b>
<b>Use of Funds:</b>								
Personnel	107,103	98,336	73,620	98,035	0	-100%	0	0%
Services & Supplies	13,007	17,784	17,836	16,652	0	-100%	0	0%
<b>Total Use of Funds</b>	<b>120,110</b>	<b>116,120</b>	<b>91,456</b>	<b>114,687</b>	<b>0</b>	<b>-100%</b>	<b>0</b>	<b>0%</b>
Funded FTE's	0.40	0.40	0.00	0.00	0.00		0.00	

**CITY OF ANTIOCH  
2015-17 OPERATING BUDGET**



**ENTERPRISE FUNDS**

---

**PREWETT PARK FUND (641) (Continued)**

**WATER PARK OPERATIONS (641-4630)  
(Formerly Prewett Water Park – Title Change Effective 7/1/15)**

Community aquatics programs offer youth, adult, and parent/child swim lessons, health and fitness classes, water safety classes and lifeguard training, and adapted aquatics for persons with disabilities. The water park provides complete family water-based entertainment through the use of five water slides and the associated pool areas. The slide areas have been developed for use by multiple ages - the Tad Pool for pre-school to the Sports Pool which includes lily pads for all ages to enjoy. The Water Park provides life jackets and inner tubes for customer use. The Snack Bar/Concession Operations is open to correspond with park hours and activities that occur between May and September. Available for all residents, the reservable multi-use room is an excellent venue for classes, meetings and social events.

**2014-2015 Accomplishments:**

- Coordinated successful Pool Safety Day for all residents by partnering with several fire, emergency response, American Red Cross, and medical institution to promote drowning prevention and water safety
- Improved the quality of swim lesson education by certifying swim instructors through the American Red Cross Water Safety Instructor program
- Introduced green business practices to parents by using the American Red Cross Learn to Swim app in lieu of the Learn to Swim achievement books to track their child's progress
- Conducted a robust offering of public safety classes including CPR/AED/First Aid for the Lay Rescuer, CPR/AED for Professional Rescuers and Healthcare Providers, Water Safety Instructor Certification, and Lifeguard Instructor certification
- Installed the pool dome over the instruction pool during the winter months which increased participation in classes by 10%
- Completed tasks that certified the water park operations as a green business operation
- Maintained State of California requirements and regulations for safe operations
- Improved customer service and guest experience by adding location and information banners to pools and slides
- Improved guest safety by updating height-based wristband procedures
- Introduced online sales for Season Passes; increased promotion for purchasing prior to season opening date
- Improved concession product tracking by adding items into the ActiveNet software system
- Increased customer service in concession operations by adding benefits to souvenir cup purchases; added souvenir cups to birthday party package purchases
- Initiated the final phase of the Prewett Park development project by hosting community meetings, identifying priority improvements and community needs, and selecting a professional services design consulting team
- Increased long-term monthly rentals of community room
- Developed "open house" hours for individuals and groups interested in viewing the facility
- Updated facility rental applications and permit forms to streamline operations and improve customer service



**CITY OF ANTIOCH  
2015-17 OPERATING BUDGET**



**ENTERPRISE FUNDS**

---

**PREWETT PARK FUND (641) (Continued)**

**2015-2016 Objectives:**

- Complete the final phase of development for Prewett Park and the Water Park
- Increase participation in the Junior Lifeguard program to enhance youth employment skills and provide youth and teens with safe summer activities
- Increase revenues 10% in all operations: swim lesson education, health classes, water park season, concession operations and community room rental
- Increase the number of private pool rentals and park buy out opportunities
- Increase social media and traditional marketing efforts to stay connected to season pass holders and generate new customers
- Continue meeting State of California requirements and regulations for operations
- Provide programs, classes and activities based on industry trends and community needs
- Evaluate current programs for quality experience, attendance, and fee structures
- Monitor lifeguard performance and increase protocols to ensure visitor safety
- Increase weekday and evening community room rentals; increase long term rental contracts
- Increase in service trainings for rental staff

**2016-2017 Objectives:**

- Increase revenues 10% in all operations
- Develop new marketing plan and efforts to promote new amenities in the water park/community park
- Evaluate programs and services; analyze cost effectiveness of current operations
- Increase community room rentals
- Evaluate and modify concession operations

**CITY OF ANTIOCH  
2015-17 OPERATING BUDGET**



**ENTERPRISE FUNDS**

**PREWETT PARK FUND (641) (Continued)**

<b>WATER PARK OPERATIONS (641-4630) (FORMERLY PREWETT WATER PARK – Title Change Effective 7/1/15)</b>								
	<b>2012-13 Actual</b>	<b>2013-14 Actual</b>	<b>2014-15 Budget</b>	<b>2014-15 Revised</b>	<b>2015-16 Proposed</b>	<b>% Change</b>	<b>2016-17 Proposed</b>	<b>% Change</b>
<b>Source of Funds:</b>								
Investment Income	0	0	0	0	300	100%	300	0%
Current Service Charges	523,377	579,030	595,700	595,700	935,700	57%	939,000	0%
Other	2,694	2,206	3,000	3,000	3,500	0%	3,500	0%
Transfers In	0	0	0	0	363,800	100%	386,105	6%
<b>Total Source of Funds</b>	<b>526,071</b>	<b>581,236</b>	<b>598,700</b>	<b>598,700</b>	<b>1,303,300</b>	<b>118%</b>	<b>1,328,905</b>	<b>2%</b>
<b>Use of Funds:</b>								
Personnel	544,333	550,032	502,636	520,134	683,401	31%	725,865	6%
Services & Supplies	483,776	487,596	482,501	482,498	608,320	26%	594,295	-2%
Transfer Out – Honeywell DS	0	0	0	0	9,750	100%	9,856	1%
<b>Total Use of Funds</b>	<b>1,028,109</b>	<b>1,037,628</b>	<b>985,137</b>	<b>1,002,632</b>	<b>1,301,471</b>	<b>30%</b>	<b>1,330,016</b>	<b>2%</b>
Funded FTE's	2.70	2.70	3.00	3.00	3.00		3.00	

**CITY OF ANTIOCH  
2015-17 OPERATING BUDGET**



**ENTERPRISE FUNDS**

**PREWETT PARK FUND (641) (Continued)**

**PREWETT COMMUNITY CENTER (641-4640)**

Prewett Community Center Program tracks the operation of the Prewett Community Center and its program areas. The Multi-Use Room located within the center provides for an excellent venue for classes, meetings and social events.

**Effective 7/1/15, this division is being consolidated into 641-4630, Water Park Operations.**

<b>PREWETT COMMUNITY CENTER (641-4640)</b>								
	<b>2012-13 Actual</b>	<b>2013-14 Actual</b>	<b>2014-15 Budget</b>	<b>2014-15 Revised</b>	<b>2015-16 Proposed</b>	<b>% Change</b>	<b>2016-17 Proposed</b>	<b>% Change</b>
<b>Source of Funds:</b>								
Current Service Charges	47,348	38,942	45,000	45,000	0	-100%	0	0%
<b>Total Source of Funds</b>	<b>47,348</b>	<b>38,942</b>	<b>45,000</b>	<b>45,000</b>	<b>0</b>	<b>-100%</b>	<b>0</b>	<b>0%</b>
<b>Use of Funds:</b>								
Personnel	16,175	28,851	30,130	26,630	0	-100%	0	0%
Services & Supplies	6,219	4,684	5,000	5,000	0	-100%	0	0%
<b>Total Use of Funds</b>	<b>22,394</b>	<b>33,535</b>	<b>35,130</b>	<b>31,630</b>	<b>0</b>	<b>-100%</b>	<b>0</b>	<b>0%</b>
Funded FTE's	0.00	0.00	0.00	0.00	0.00		0.00	

**CITY OF ANTIOCH  
2015-17 OPERATING BUDGET**



**ENTERPRISE FUNDS**

**PREWETT PARK FUND (641) (Continued)**

**PREWETT CONCESSION OPERATIONS (641-4560)**

Snack Bar/Concession Operations provides for the operation of the snack bar at the Prewett Family Water Park. The snack bar is open to correspond with scheduled activities that occur between May and September.

Effective 7/1/15, this division is being consolidated into 641-4630, Water Park Operations.

PREWETT CONCESSIONS (641-4650)								
	2012-13 Actual	2013-14 Actual	2014-15 Budget	2014-15 Revised	2015-16 Proposed	% Change	2016-17 Proposed	% Change
<b>Source of Funds:</b>								
Current Service Charges	131,213	110,308	135,000	135,000	0	-100%	0	0%
Other	(184)	28	0	0	0	0%	0	0%
<b>Total Source of Funds</b>	<b>131,029</b>	<b>110,336</b>	<b>135,000</b>	<b>135,000</b>	<b>0</b>	<b>-100%</b>	<b>0</b>	<b>0%</b>
<b>Use of Funds:</b>								
Personnel	44,226	44,257	49,232	49,232	0	-100%	0	0%
Services & Supplies	73,569	72,685	94,600	94,600	0	-100%	0	0%
<b>Total Use of Funds</b>	<b>117,795</b>	<b>116,942</b>	<b>143,832</b>	<b>143,832</b>	<b>0</b>	<b>-100%</b>	<b>0</b>	<b>0%</b>
Funded FTE'S	0.00	0.00	0.00	0.00	0.00		0.00	

**This page left intentionally blank**

**CITY OF ANTIOCH  
2015-17 OPERATING BUDGET**

**INTERNAL SERVICE FUNDS**

**CITY OF ANTIOCH  
2015-17 OPERATING BUDGET**



**INTERNAL SERVICE FUNDS**

**INTERNAL SERVICE FUNDS**

Internal Service Funds are used to finance and account for special activities and services performed by a designated City department for other departments on a cost reimbursement basis. Internal Service Funds are also used to account for specific purposes that benefit the City as a whole, such as the Loss Control Fund. Internal Service Funds are considered Proprietary funds.

The City maintains four Internal Service Funds, which are listed below in the Internal Service Funds Summary table.

<b>SUMMARY OF INTERNAL SERVICE FUNDS</b>								
<b>Internal Service Fund Title</b>	<b>Fund #</b>	<b>Estimated Balance 7/1/15</b>	<b>Proposed Revenues</b>	<b>Proposed Expenditures</b>	<b>Estimated Balance 6/30/16</b>	<b>Proposed Revenues</b>	<b>Proposed Expenditures</b>	<b>Estimated Balance 6/30/17</b>
Vehicle Replacement	569	\$1,718,788	\$701,946	\$503,000	\$1,917,734	\$700,980	\$504,000	\$2,114,714
Vehicle Maintenance	570	197,006	1,665,100	1,848,233	13,873	1,765,050	1,775,751	3,172
Information Services	573	1,424,731	2,066,205	1,986,543	1,504,393	2,041,871	2,070,042	1,476,222
Loss Control	580	89,477	1,971,860	2,020,412	40,925	2,415,250	2,413,930	42,245
<b>TOTAL INTERNAL SERVICE FUNDS</b>		<b>\$3,430,002</b>	<b>\$6,405,111</b>	<b>\$6,358,188</b>	<b>\$3,476,925</b>	<b>\$6,923,151</b>	<b>\$6,763,723</b>	<b>\$3,636,353</b>

**CITY OF ANTIOCH  
2015-17 OPERATING BUDGET**



**INTERNAL SERVICE FUNDS**

**VEHICLE REPLACEMENT FUND (569)**

Vehicle Replacement is included in the Vehicle Equipment Replacement Fund. The fund accounts for the replacement of vehicles and equipment used by all City departments. The source of revenue for this fund is rental fees charged to the various departments.

<b>VEHICLE REPLACEMENT (FUND 569)</b>								
<b>Statement of Revenues, Expenditures and Change in Net Position</b>								
	<b>2012-13 Actual</b>	<b>2013-14 Actual</b>	<b>2014-15 Budget</b>	<b>2014-15 Revised</b>	<b>2015-16 Proposed</b>	<b>% Change</b>	<b>2016-17 Proposed</b>	<b>% Change</b>
<b>Beginning Balance, July 1</b>	<b>\$1,267,908</b>	<b>\$509,554</b>	<b>\$1,221,896</b>	<b>\$1,221,896</b>	<b>\$1,718,788</b>		<b>\$1,917,734</b>	
<b>Revenue Source:</b>								
Taxes – Measure C*	0	50,902	0	0	0	0%	0	0%
Investment Income	2,435	7,437	7,000	7,000	7,000	0%	7,000	0%
Current Service Charges	402,700	616,640	450,640	450,640	684,946	52%	683,980	0%
Other	98,789	41,021	10,000	640,566	10,000	-98%	10,000	0%
Transfer in – General Fund**	0	200,000	200,000	200,000	0	-100%	0	0%
<b>Total Revenues</b>	<b>503,924</b>	<b>916,000</b>	<b>667,640</b>	<b>1,298,206</b>	<b>701,946</b>	<b>-46%</b>	<b>700,980</b>	<b>0%</b>
<b>Expenditures:</b>								
Services & Supplies	1,262,278	203,658	801,314	801,314	503,000	-37%	504,000	0%
<b>Total Expenditures</b>	<b>1,262,278</b>	<b>203,658</b>	<b>801,314</b>	<b>801,314</b>	<b>503,000</b>	<b>-37%</b>	<b>504,000</b>	<b>0%</b>
<b>Ending Balance, June 30</b>	<b>\$509,554</b>	<b>\$1,221,896</b>	<b>\$1,088,222</b>	<b>\$1,718,788</b>	<b>\$1,917,734</b>		<b>\$2,114,714</b>	

\*City Council authorized the use of Measure C funds to pay for two police vehicle purchases totaling \$50,902 in fiscal year 2014.

\*\*Repayment of \$1M loan to General Fund in 2010 to be repaid.



**CITY OF ANTIOCH  
2015-17 OPERATING BUDGET**



**INTERNAL SERVICE FUNDS**

**VEHICLE EQUIPMENT MAINTENANCE FUND (570)**

Vehicle Repair and maintenance is included in the Vehicle Equipment Maintenance Fund. The fund accounts for the maintenance and repair of vehicles and equipment used by all City departments. The source of revenue for this fund is rental fees charged to the various departments.

Fleet Services is responsible for all maintenance and repairs of the City's fleet of vehicles and equipment, including small municipal equipment such as mowers, saws, blowers and edgers. Fleet services provides the following services: support to other divisions in the form of design and fabrication; develops equipment and contract work specifications; purchases vehicles; arranges for disposal of retired vehicles and equipment, provides fueling services to the City's fleet; provides a variety of reports and schedules for other departments.

<b>EQUIPMENT MAINTENANCE (FUND 570)</b>								
<b>Statement of Revenues, Expenditures and Change in Net Position</b>								
	<b>2012-13</b>	<b>2013-14</b>	<b>2014-15</b>	<b>2014-15</b>	<b>2015-16</b>	<b>%</b>	<b>2016-17</b>	<b>%</b>
	<b>Actual</b>	<b>Actual</b>	<b>Budget</b>	<b>Revised</b>	<b>Proposed</b>	<b>Change</b>	<b>Proposed</b>	<b>Change</b>
<b>Beginning Balance, July 1</b>	<b>\$113,605</b>	<b>\$223,520</b>	<b>\$270,610</b>	<b>\$270,610</b>	<b>\$197,006</b>		<b>\$13,873</b>	
<b>Revenue Source:</b>								
Investment Income	426	1,697	800	400	100	-75%	50	-50%
Current Service Charges	1,476,127	1,361,567	1,662,000	1,420,915	1,664,000	17%	1,754,000	5%
Other	13,561	18,141	1,000	16,830	1,000	-94%	11,000	1000%
<b>Total Revenues</b>	<b>1,490,114</b>	<b>1,381,405</b>	<b>1,663,800</b>	<b>1,438,145</b>	<b>1,665,100</b>	<b>16%</b>	<b>1,765,050</b>	<b>6%</b>
<b>Expenditures:</b>								
Personnel	372,019	342,300	457,805	404,884	498,070	23%	529,200	6%
Services & Supplies	899,898	875,245	1,222,101	975,241	1,203,952	23%	1,095,034	-9%
Internal Services	108,282	116,770	126,493	131,624	146,211	11%	151,517	4%
<b>Total Expenditures</b>	<b>1,380,199</b>	<b>1,334,315</b>	<b>1,806,399</b>	<b>1,511,749</b>	<b>1,848,233</b>	<b>22%</b>	<b>1,775,751</b>	<b>-4%</b>
<b>Ending Balance, June 30</b>	<b>\$223,520</b>	<b>\$270,610</b>	<b>\$128,011</b>	<b>\$197,006</b>	<b>\$13,873</b>		<b>\$3,172</b>	
				<b>Funded</b>	<b>Funded</b>		<b>Funded</b>	
				<b>2014-15</b>	<b>2015-16</b>		<b>2016-17</b>	
<b>Total Funded FTE'S</b>				3.62	3.62		3.62	

**CITY OF ANTIOCH  
2015-17 OPERATING BUDGET**



**INTERNAL SERVICE FUNDS**

**INFORMATION SYSTEMS FUND (573)**

The Information Systems Department serves as an internal service provider to all City departments. The department encompasses the City's computer technology and telecommunications systems. Departmental responsibilities include all television productions, security systems, special project management and support of all City computer systems including Finance and Police systems; planning, implementing and supporting all information system upgrades and replacements, including personal computers, servers, data networks; coordinating Internet services; providing service and maintenance of the City's telephone systems; management and support of GIS related activities throughout the City; and providing planning and oversight of the City's equipment replacement fund.

Information Systems Department Divisions are: Information Services Administration, Network and Personal Computer Support Services, Telephone Systems Program, GIS Support Systems, and Office Equipment Replacement.

<b>INFORMATION SYSTEMS FUND 573</b>								
<b>Statement of Revenues, Expenditures and Change in Net Position</b>								
	<b>2012-13</b>	<b>2013-14</b>	<b>2014-15</b>	<b>2014-15</b>	<b>2015-16</b>	<b>%</b>	<b>2016-17</b>	<b>%</b>
	<b>Actual</b>	<b>Actual</b>	<b>Budget</b>	<b>Revised</b>	<b>Proposed</b>	<b>Change</b>	<b>Proposed</b>	<b>Change</b>
<b>Beginning Balance, July 1</b>	<b>\$1,021,852</b>	<b>\$1,259,695</b>	<b>\$1,423,658</b>	<b>\$1,423,658</b>	<b>\$1,424,731</b>		<b>\$1,504,393</b>	
<b>Revenue Source:</b>								
Investment Income	5,125	10,292	10,000	10,000	10,000	0%	10,000	0%
Current Service Charges	1,339,534	1,349,009	1,347,397	1,350,447	1,589,455	18%	1,561,390	-2%
Other	0	0	0	106,703	0	-100%	0	0%
Transfers In	247,824	369,016	389,500	389,500	466,750	20%	470,481	1%
<b>Total Revenues</b>	<b>1,592,483</b>	<b>1,728,317</b>	<b>1,746,897</b>	<b>1,856,650</b>	<b>2,066,205</b>	<b>11%</b>	<b>2,041,871</b>	<b>-1%</b>
<b>Expenditures:</b>								
Personnel	706,496	792,874	837,064	878,947	984,465	12%	1,022,501	4%
Services & Supplies	513,072	624,157	803,051	811,176	816,127	1%	855,133	5%
Internal Services	135,072	147,323	156,813	165,454	185,951	12%	192,408	3%
<b>Total Expenditures</b>	<b>1,354,640</b>	<b>1,564,354</b>	<b>1,796,928</b>	<b>1,855,577</b>	<b>1,986,543</b>	<b>7%</b>	<b>2,070,042</b>	<b>4%</b>
<b>Ending Balance, June 30</b>	<b>\$1,259,695</b>	<b>\$1,423,658</b>	<b>\$1,373,627</b>	<b>\$1,424,731</b>	<b>\$1,504,393</b>		<b>\$1,476,222</b>	

**CITY OF ANTIOCH  
2015-17 OPERATING BUDGET**



**INTERNAL SERVICE FUNDS**

**INFORMATION SYSTEMS FUND (573) (Continued)**

<b>INFORMATION SERVICES FUND SUMMARY OF STAFFING</b>			
<b>Funded FTE's:</b>	<b>Funded 2014-15</b>	<b>Funded 2015-16</b>	<b>Funded 2016-17</b>
Information Services	1.10	1.10	1.10
Network Support & PCs	2.75	2.75	2.75
Telephone System	0.15	0.15	0.15
GIS Support	3.00	3.00	3.00
<b>Total Funded FTEs</b>	<b>7.00</b>	<b>7.00</b>	<b>7.00</b>

**INFORMATION SERVICES ADMINISTRATION (573-1410)**

Information Services Administration provides for the automation activities of the City. The primary responsibilities are in television productions, security systems, project management, support of City-wide network, phone and Police systems.

**2014-2015 Accomplishments:**

- Replaced Police Departments security camera digital video recorders
- Acquired replacement disk to disk data archive/backup system
- Installed voice and data cabling in Public Work's new Collections building
- Upgraded the City's virtual environment to current version
- Replaced Water Utility's Interactive Voice Response (IVR) system
- Installed additional internet service provider support
- Installed new security cameras on first floor of City Hall
- Replaced Dispatch 911 phone system
- Upgraded about 90 percent of the City's desktops to current version of Windows

**2016 & 2017 Objectives:**

- Upgrade City Hall security cameras
- Develop organizational software application portfolio

**CITY OF ANTIOCH  
2015-17 OPERATING BUDGET**



**INTERNAL SERVICE FUNDS**

**INFORMATION SYSTEMS FUND (573) (Continued)**

- Add capacity to City's virtual environment
- Review/Revamp departmental policies and procedures
- Replace core data switches at City Hall and Police Department
- Finalize Memorandum of Understanding, and continue to work with Contra Costa TV (CCTV) in the area of Public, Education, and Government (PEG) broadcasting
- Work with all other City departments to develop an Information Systems roadmap.=
- Installed enhanced network security system
- Add additional security cameras around Prewett Park

<b>INFORMATION SERVICES ADMINISTRATION (573-1410)</b>								
	<b>2012-13</b>	<b>2013-14</b>	<b>2014-15</b>	<b>2014-15</b>	<b>2015-16</b>	<b>%</b>	<b>2016-17</b>	<b>%</b>
	<b>Actual</b>	<b>Actual</b>	<b>Budget</b>	<b>Revised</b>	<b>Proposed</b>	<b>Change</b>	<b>Proposed</b>	<b>Change</b>
<b>Source of Funds:</b>								
Investment Income	5,125	10,292	10,000	10,000	10,000	0%	10,000	0%
Billings to Departments	340,000	340,000	340,000	340,000	390,000	15%	390,000	0%
<b>Total Source of Funds</b>	<b>345,125</b>	<b>350,292</b>	<b>350,000</b>	<b>350,000</b>	<b>400,000</b>	<b>14%</b>	<b>400,000</b>	<b>0%</b>
<b>Use of Funds:</b>								
Personnel	179,192	196,066	206,162	210,691	232,007	10%	243,233	5%
Services & Supplies	72,878	69,571	81,615	81,629	94,614	16%	96,294	2%
Internal Services	75,162	80,263	86,861	90,927	100,949	11%	104,203	3%
<b>Total Use of Funds</b>	<b>327,232</b>	<b>345,900</b>	<b>374,638</b>	<b>383,247</b>	<b>427,570</b>	<b>12%</b>	<b>443,730</b>	<b>4%</b>
Funded FTE's	1.10	1.10	1.10	1.10	1.10		1.10	

**CITY OF ANTIOCH  
2015-17 OPERATING BUDGET**



**INTERNAL SERVICE FUNDS**

---

**INFORMATION SYSTEMS FUND (573) (Continued)**

**NETWORK AND PERSONAL COMPUTER SUPPORT SERVICES (573-1420)**

Network and Personal Computer Support Services is responsible for the operating environment and customer support of the City's personal computers, servers, data networks and Internet services.

**2014-2015 Accomplishments:**

- Maintained 243 computers and 17 servers
- Maintained 40 mobile computers in Police vehicles
- Replaced 8 servers
- Averaged 5,500/year resolved trouble tickets related to computers, printers, police vehicles, telephones
- Virtualized 4 network servers
- Implemented new backup strategy reducing dependency on tapes and manpower required
- Upgraded email servers operating system
- Replaced 3 servers at PD
- Replaced large storage system at PD
- Replaced security camera recording server at PD
- Replaced PD Dispatch 911 phone system
- Replaced/upgraded wireless modems in police vehicles
- Upgrade desktops to Windows 7 version, PD and misc. departments throughout the City, 90% complete
- Replaced 7 Uninterruptible Power Supply (UPS) units
- Replace time clock at Prewett Park

**2016 & 2017 Objectives:**

- Uptime of 99 % on network
- Virtualize up to 6 servers
- Upgrade servers to latest operating system
- Upgrade email server application
- Upgrade City Hall database server application
- Implement web based work order request system for I.S.
- Upgrade CRW TRACK-IT software to a web hosed solution
- Upgrade desktops to Windows 7 version, PD and misc. departments throughout the City
- Implement two factor authentication for PD
- Implement WebAVL throughout PD

**CITY OF ANTIOCH  
2015-17 OPERATING BUDGET**



**INTERNAL SERVICE FUNDS**

**INFORMATION SYSTEMS FUND (573) (Continued)**

- Upgrade Web filter server and software
- Replace core data switch at City Hall
- Replace core data switch at PD
- Replace 10 Uninterruptible Power Supply (UPS) units
- Upgrade virtual desktops to latest version of Windows
- Add capacity to City's virtual environment
- Replace security cameras in and around PD
- Replace police vehicle MDS units
- Replace Marina program
- Migrate Parcel Quest to hosted solution
- Transfer Geo-Server functions to new failover server at PD
- Replace PD Dispatch CAD workstations
- Upgrade WAN link between CH and PD

<b>INFORMATION SERVICES - NETWORK SUPPORT &amp; PC'S (573-1420)</b>								
	<b>2012-13 Actual</b>	<b>2013-14 Actual</b>	<b>2014-15 Budget</b>	<b>2014-15 Revised</b>	<b>2015-16 Proposed</b>	<b>% Change</b>	<b>2016-17 Proposed</b>	<b>% Change</b>
<b>Source of Funds:</b>								
Billings to Departments	523,000	523,000	523,000	523,000	682,000	30%	700,000	3%
<b>Total Source of Funds</b>	<b>523,000</b>	<b>523,000</b>	<b>523,000</b>	<b>523,000</b>	<b>682,000</b>	<b>30%</b>	<b>700,000</b>	<b>3%</b>
<b>Use of Funds:</b>								
Personnel	274,885	304,924	319,227	338,155	360,156	7%	375,431	4%
Services & Supplies	224,774	225,131	261,300	261,284	295,472	13%	310,281	5%
Internal Services	36,601	41,468	43,401	46,523	53,530	15%	55,645	4%
<b>Total Use of Funds</b>	<b>536,260</b>	<b>571,523</b>	<b>623,928</b>	<b>645,962</b>	<b>709,158</b>	<b>10%</b>	<b>741,357</b>	<b>5%</b>
Funded FTE'S	2.75	2.75	2.75	2.75	2.75		2.75	

**CITY OF ANTIOCH  
2015-17 OPERATING BUDGET**



**INTERNAL SERVICE FUNDS**

**INFORMATION SYSTEMS FUND (573) (Continued)**

**TELEPHONE SYSTEMS SERVICES (573-1430)** Telephone Systems Services provides service and maintenance of the City's telephone systems.

**2014-2015 Accomplishments:**

- 98% uptime of telephone switches
- Over 100 add/move/delete changes
- Replaced Interactive Voice Response system

**2016 & 2017 Objectives:**

- Uptime of 99.99% of telephone system.
- Integrate telephone system with Exchange server
- Research Unified Communication (UC), linking telephone system with email system
- Upgrade voicemail software
- Virtualize voicemail server
- Upgrade City phone system software
- Virtualize City phone system servers

<b>INFORMATION SERVICES - TELEPHONE SYSTEM (573-1430)</b>								
	<b>2012-13 Actual</b>	<b>2013-14 Actual</b>	<b>2014-15 Budget</b>	<b>2014-15 Revised</b>	<b>2015-16 Proposed</b>	<b>% Change</b>	<b>2016-17 Proposed</b>	<b>% Change</b>
<b>Source of Funds:</b>								
Current Service Charges	168,516	172,987	170,000	173,050	170,000	-2%	183,000	8%
<b>Total Source of Funds</b>	<b>168,516</b>	<b>172,987</b>	<b>170,000</b>	<b>173,050</b>	<b>170,000</b>	<b>-2%</b>	<b>183,000</b>	<b>8%</b>
<b>Use of Funds:</b>								
Personnel	18,490	20,670	22,174	24,575	24,952	2%	26,052	4%
Services & Supplies	109,997	128,172	136,463	136,468	139,733	2%	150,170	7%
Internal Services	9,380	10,615	11,047	11,760	13,431	14%	13,956	4%
<b>Total Use of Funds</b>	<b>137,867</b>	<b>159,457</b>	<b>169,684</b>	<b>172,803</b>	<b>178,116</b>	<b>3%</b>	<b>190,178</b>	<b>7%</b>
Funded FTE'S	0.15	0.15	0.15	0.15	0.15		0.15	

**CITY OF ANTIOCH  
2015-17 OPERATING BUDGET**



**INTERNAL SERVICE FUNDS**

---

**INFORMATION SYSTEMS FUND (573) (Continued)**

**GIS SUPPORT SYSTEMS (573-1435)**

GIS Support systems is responsible for the management and support of GIS-related activities throughout the City's different departments. Major activities include design, development, and maintenance of numerous spatial databases, acquisition and data conversion of assessor parcel data from Contra Costa County's Public Works Department, GIS data linkage to internal software applications, as well as management of all GIS data exchanged between the City and outside consultants or contractors. The GIS division also provides support to all departments for GIS software applications over the City's internal network and support for Public Works Maintenance Management System.

**2014-2015 Accomplishments:**

- Completed mapping for fire abatement and open space areas
- Integrated sign inventory into City's existing GIS/CMMS
- Integrated Street Condition and Pavement Rating into existing GIS/CMMS
- Developed GIS Divisional User Templates
- Created Customer Service Asset Management Data
- Created Sewer Lateral Data for implementation of Sewer Lateral Servicing
- Created City-owned Turf Landscaping Data

**2016 & 2017 Objectives:**

- Integrate CCTV Sewer Pipe inspection Data with existing GIS/CMMS Data
- Establish and maintain database fields used to report Sewer asset condition
- Create Collections Lateral and CCTV Program reports providing cost analysis on services
- Create Water Distribution Valve turning/flushing reports
- Further develop Public Works CMMS Field crew Dashboards to minimize data entry redundancy
- Create quarterly Pipeline condition and rating analysis maps using integrated CCTV data
- Create quarterly Valve Flushing reports and progress maps using Trimble handheld data collector
- Begin data collection on City irrigation controllers by landscaping zone.
- Integrate data collection of City irrigation controllers and zones with City-owned turf landscaping data
- Push all shapefile data into a GeoDatabase
- Begin development of existing GIS/CMMS into a web based system



**CITY OF ANTIOCH  
2015-17 OPERATING BUDGET**



**INTERNAL SERVICE FUNDS**

**INFORMATION SYSTEMS FUND (573) (Continued)**

<b>INFORMATION SERVICES - GIS SUPPORT SERVICES (573-1435)</b>								
	<b>2012-13 Actual</b>	<b>2013-14 Actual</b>	<b>2014-15 Budget</b>	<b>2014-15 Revised</b>	<b>2015-16 Proposed</b>	<b>% Change</b>	<b>2016-17 Proposed</b>	<b>% Change</b>
<b>Source of Funds:</b>								
Current Service Charges	63,120	63,000	63,000	63,000	92,000	46%	103,000	12%
Transfers In	247,824	269,016	289,500	289,500	366,750	27%	377,184	3%
<b>Total Source of Funds</b>	<b>310,944</b>	<b>332,016</b>	<b>352,500</b>	<b>352,500</b>	<b>458,750</b>	<b>30%</b>	<b>480,184</b>	<b>5%</b>
<b>Use of Funds:</b>								
Personnel	233,929	271,214	289,501	305,526	367,350	20%	377,785	3%
Services & Supplies	51,659	56,060	70,381	78,503	86,308	10%	98,388	14%
Internal Services	9,490	10,748	11,227	11,945	13,686	15%	14,230	4%
<b>Total Use of Funds</b>	<b>295,078</b>	<b>338,022</b>	<b>371,109</b>	<b>395,974</b>	<b>467,344</b>	<b>18%</b>	<b>490,403</b>	<b>5%</b>
Funded FTE'S	3.00	3.00	3.00	3.00	3.00		3.00	

**CITY OF ANTIOCH  
2015-17 OPERATING BUDGET**



**INTERNAL SERVICE FUNDS**

**INFORMATION SYSTEMS FUND (573) (Continued)**

**OFFICE EQUIPMENT REPLACEMENT (573-1440)**

Office Equipment Replacement is the holding fund for charges paid by departments throughout the City to provide the means to pay for the orderly replacement of obsolete office equipment, computers and major software items.

<b>INFORMATION SERVICES - OFFICE EQUIPMENT REPLACEMENT (573-1440)</b>								
	<b>2012-13 Actual</b>	<b>2013-14 Actual</b>	<b>2014-15 Budget</b>	<b>2014-15 Revised</b>	<b>2015-16 Proposed</b>	<b>% Change</b>	<b>2016-17 Proposed</b>	<b>% Change</b>
<b>Source of Funds:</b>								
Current Service Charges	244,898	250,022	251,397	251,397	255,455	2%	185,390	-27%
Other	0	0	0	106,703	0	-100%	0	0%
Transfer In – General Fund*	0	100,000	100,000	100,000	100,000	0%	93,297	-7%
<b>Total Source of Funds</b>	<b>244,898</b>	<b>350,022</b>	<b>351,397</b>	<b>458,100</b>	<b>355,455</b>	<b>-22%</b>	<b>278,687</b>	<b>-22%</b>
<b>Use of Funds:</b>								
Services & Supplies	53,764	145,223	253,292	253,292	200,000	-21%	200,000	0%
Internal Services	4,439	4,229	4,277	4,299	4,355	1%	4,374	0%
<b>Total Use of Funds</b>	<b>58,203</b>	<b>149,452</b>	<b>257,569</b>	<b>257,591</b>	<b>204,355</b>	<b>-21%</b>	<b>204,374</b>	<b>0%</b>

\*Repayment of \$500,000 loan in 2010 to be repaid.

**CITY OF ANTIOCH  
2015-17 OPERATING BUDGET**



**INTERNAL SERVICE FUNDS**

**LOSS CONTROL FUND (580)**

The Loss Control Program provides consultation services to City departments in the area of workers' compensation claim cost control, and compliance with California OSHA requirements. Staff in this fund is also responsible for assisting departments in maintaining a safe workplace for employees by managing an aggressive health and safety program. As of fiscal year 2012, no funding for staffing is provided and the functions have been assumed by the Human Resources Department.

<b>LOSS CONTROL (FUND 580)</b>								
<b>Statement of Revenues, Expenditures and Change in Net Position</b>								
	<b>2012-13</b>	<b>2013-14</b>	<b>2014-15</b>	<b>2014-15</b>	<b>2015-16</b>	<b>%</b>	<b>2016-17</b>	<b>%</b>
	<b>Actual</b>	<b>Actual</b>	<b>Budget</b>	<b>Revised</b>	<b>Proposed</b>	<b>Change</b>	<b>Proposed</b>	<b>Change</b>
<b>Beginning Balance, July 1</b>	<b>\$478,910</b>	<b>(\$15,023)</b>	<b>\$48,910</b>	<b>\$48,910</b>	<b>\$89,477</b>		<b>\$40,925</b>	
<b>Revenue Source:</b>								
Investment Income	(354)	315	250	200	250	25%	250	0%
Current Service Charges	665,276	1,370,127	1,584,334	1,623,888	1,971,610	21%	2,415,000	22%
<b>Total Revenue</b>	<b>664,922</b>	<b>1,370,442</b>	<b>1,584,584</b>	<b>1,624,088</b>	<b>1,971,860</b>	<b>21%</b>	<b>2,415,250</b>	<b>22%</b>
<b>Expenditures:</b>								
Services & Supplies	1,136,720	1,283,112	1,563,077	1,557,471	1,991,028	28%	2,383,435	20%
Internal Services	22,135	23,397	25,375	26,050	29,384	13%	30,495	4%
<b>Total Expenditures</b>	<b>1,158,855</b>	<b>1,306,509</b>	<b>1,588,452</b>	<b>1,583,521</b>	<b>2,020,412</b>	<b>28%</b>	<b>2,413,930</b>	<b>19%</b>
<b>Ending Balance, June 30</b>	<b>(\$15,023)</b>	<b>\$48,910</b>	<b>\$45,042</b>	<b>\$89,477</b>	<b>\$40,925</b>		<b>\$42,245</b>	

**CITY OF ANTIOCH  
2015-17 OPERATING BUDGET**

**ANTIOCH PUBLIC FINANCING  
AUTHORITY**

**CITY OF ANTIOCH  
2015-17 OPERATING BUDGET**



**ANTIOCH PUBLIC FINANCING AUTHORITY**

The Antioch Public Financing Authority (APFA) is a joint powers authority organized by the City of Antioch and the Antioch Development Agency under the laws of the State of California. The Authority was organized to provide financial assistance to the City by financing real and personal property and improvements for the benefit of the residents of the City and surrounding areas.

The APFA maintains the following funds:

- APFA 2002 Lease Revenue Refunding Bonds, Police Facilities Fund (415) **(fund fully closed out during fiscal year 2015 as refunded with APFA 2015A Lease Revenue Refunding Bonds)**
- APFA 2015A Lease Revenue Refunding Bonds – Portion related to refunding 2001 ABAG Bonds (410)
- APFA 2015A Lease Revenue Refunding Bonds – Portion related to refunding APFA 2002A&B Lease Revenue Bonds (417)
- APFA 1998 Reassessment Revenue Bonds -Lone Tree Assessment District (736) **(fund closed out during fiscal year 2015 as debt fully paid)**

<b>ANTIOCH PUBLIC FINANCING AUTHORITY (APFA) COMBINED STATEMENT OF APFA DEBT SERVICE FUNDS</b>								
<b>APFA Debt Issue</b>	<b>Fund #</b>	<b>Estimated Balance 7/1/15</b>	<b>Proposed Revenues</b>	<b>Proposed Expenditures</b>	<b>Estimated Balance 6/30/16</b>	<b>Proposed Revenues</b>	<b>Proposed Expenditures</b>	<b>Estimated Balance 6/30/17</b>
2015A Lease Revenue Refunding Bonds	410	\$7,852	\$344,721	\$352,573	\$0	\$347,856	\$347,856	\$0
2015A Lease Revenue Refunding Bonds	417	28,716	1,366,036	1,394,752	0	1,354,675	1,354,675	0
<b>TOTAL APFA</b>		<b>\$33,890</b>	<b>\$1,713,435</b>	<b>\$1,747,325</b>	<b>\$0</b>	<b>\$1,702,531</b>	<b>\$1,702,531</b>	<b>\$0</b>

**CITY OF ANTIOCH  
2015-17 OPERATING BUDGET**



**ANTIOCH PUBLIC FINANCING AUTHORITY**

**APFA 2002 LEASE REVENUE BONDS (415)**

On October 1, 1993, the City of Antioch sold its new police facilities to the Antioch Public Financing Authority under a sale-leaseback agreement. The Authority issued \$18,375,000 of 1993 Lease Revenue Refunding Bonds, the proceeds of which were used by the City to advance refund its 1990 Certificates of Participation issue.

This bond was refunded in fiscal year 2014-15 with the issuance of the APFA 2015A Lease Revenue Refunding Bonds. Fund 417 has been established to account for the portion of the new bonds issued related to the refinancing of these bonds. Funds are repaid by the City of Antioch as Successor Agency to the Antioch Development Agency.

<b>2002 LEASE REVENUE BONDS (FUND 415)</b>								
<b>Statement of Revenues, Expenditures and Change in Fund Balance</b>								
	<b>2012-13</b>	<b>2013-14</b>	<b>2014-15</b>	<b>2014-15</b>	<b>2015-16</b>	<b>%</b>	<b>2016-17</b>	<b>%</b>
	<b>Actual</b>	<b>Actual</b>	<b>Budget</b>	<b>Revised</b>	<b>Proposed</b>	<b>Change</b>	<b>Proposed</b>	<b>Change</b>
<b>Beginning Balance, July 1</b>	<b>\$371,608</b>	<b>\$641,258</b>	<b>\$900,553</b>	<b>\$900,553</b>	<b>\$0</b>		<b>\$0</b>	
<b>Revenue Source:</b>								
Investment Income	21	48	50	227	0	-100%	0	0%
Transfers In	1,906,712	1,661,298	1,689,711	22,573,408	0	-100%	0	0%
<b>Total Revenues</b>	<b>1,906,733</b>	<b>1,661,346</b>	<b>1,689,761</b>	<b>22,573,635</b>	<b>0</b>	<b>-100%</b>	<b>0</b>	<b>0%</b>
<b>Expenditures:</b>								
Services & Supplies	6,280	6,523	5,455	6,985	0	-100%	0	0%
Debt Service	1,630,494	1,665,419	1,697,319	23,458,171	0	-100%	0	0%
Transfer Out 2015A Bonds	0	0	0	9,003	0	-100%	0	0%
Internal Services	33	35	38	29	0	-100%	0	0%
<b>Total Expenditures</b>	<b>1,636,807</b>	<b>1,671,977</b>	<b>1,702,812</b>	<b>23,474,188</b>	<b>0</b>	<b>-100%</b>	<b>0</b>	<b>0%</b>
<b>Ending Balance, June 30</b>	<b>\$911,184</b>	<b>\$900,553</b>	<b>\$887,502</b>	<b>\$0</b>	<b>\$0</b>		<b>\$0</b>	

**CITY OF ANTIOCH  
2015-17 OPERATING BUDGET**



**ANTIOCH PUBLIC FINANCING AUTHORITY**

**APFA 2015A LEASE REVENUE REFUNDING BONDS (410)  
(Portion related to refunding 2001 ABAG bonds)**

In February 2015, Antioch Public Financing Authority (APFA) Lease Revenue Refunding Bonds were issued to refinance the APFA 2002 A&B Lease Revenue Bonds and the ABAG 2001A Lease Revenue Bonds. The APFA leases the police facility and animal shelter to the City under a site and facility lease and the base rental payments made by the City represent the debt service on the new bonds. This fund accounts for the portion related to the ABAG bonds and debt service is reimbursed by the Antioch Public Golf Course. Final debt service is May 2031.

<b>2015A LEASE REVENUE REFUNDING BONDS (FUND 410) Statement of Revenues, Expenditures and Change in Fund Balance</b>								
	<b>2012-13 Actual</b>	<b>2013-14 Actual</b>	<b>2014-15 Budget</b>	<b>2014-15 Revised</b>	<b>2015-16 Proposed</b>	<b>% Change</b>	<b>2016-17 Proposed</b>	<b>% Change</b>
<b>Beginning Balance, July 1</b>	\$0	\$0	\$0	\$0	\$7,852		\$0	
<b>Revenue Source:</b>								
Refunding Bond Proceeds	0	0	0	3,840,000	0	-100%	0	0%
Debt Premium	0	0	0	582,530	0	-100%	0	0%
Other	0	0	0	379	344,721	90855%	347,856	1%
Transfers In	0	0	0	2,871	0	-100%	0	0%
<b>Total Revenues</b>	<b>0</b>	<b>0</b>	<b>0</b>	<b>4,425,780</b>	<b>344,721</b>	<b>-92%</b>	<b>347,856</b>	<b>1%</b>
<b>Expenditures:</b>								
Services & Supplies	0	0	0	59,737	5,406	-91%	6,156	1%
Debt Service	0	0	0	0	347,167	100%	341,700	-2%
Transfer Out ABAG Debt Svc.	0	0	0	4,358,191	0	-100%	0	0%
<b>Total Expenditures</b>	<b>0</b>	<b>0</b>	<b>0</b>	<b>4,417,928</b>	<b>352,573</b>	<b>-92%</b>	<b>347,856</b>	<b>-1%</b>
<b>Ending Balance, June 30</b>	<b>\$0</b>	<b>\$0</b>	<b>\$0</b>	<b>\$7,852</b>	<b>\$0</b>		<b>\$0</b>	

**CITY OF ANTIOCH  
2015-17 OPERATING BUDGET**



**ANTIOCH PUBLIC FINANCING AUTHORITY**

**APFA 2015A LEASE REVENUE REFUNDING BONDS (417)  
(Portion related to refunding APFA 2002 A&B Lease Revenue Bonds)**

In February 2015, Antioch Public Financing Authority (APFA) Lease Revenue Refunding Bonds were issued to refinance the APFA 2002 A&B Lease Revenue Bonds and the ABAG 2001A Lease Revenue Bonds. The APFA leases the police facility and animal shelter to the City under a site and facility lease and the base rental payments made by the City represent the debt service on the new bonds. This fund accounts for the portion related to the 2002 A&B bonds and debt service is reimbursed by Successor Agency to the Antioch Development Agency. Final debt service is May 2032.

<b>2015A LEASE REVENUE REFUNDING BONDS (FUND 417) Statement of Revenues, Expenditures and Change in Fund Balance</b>								
	<b>2012-13 Actual</b>	<b>2013-14 Actual</b>	<b>2014-15 Budget</b>	<b>2014-15 Revised</b>	<b>2015-16 Proposed</b>	<b>% Change</b>	<b>2016-17 Proposed</b>	<b>% Change</b>
<b>Beginning Balance, July 1</b>	\$0	\$0	\$0	\$0	\$28,716		\$0	
<b>Revenue Source:</b>								
Refunding Bond Proceeds	0	0	0	19,315,000	0	-100%	0	0%
Debt Premium	0	0	0	2,494,105	0	-100%	0	0%
Transfer in from APFA 2002 DS	0	0	0	9,003	0	-100%	0	0%
Transfer in from ADA Retirement	0	0	0	0	1,366,036	100%	1,354,675	-1%
<b>Total Revenues</b>	<b>0</b>	<b>0</b>	<b>0</b>	<b>21,818,108</b>	<b>1,366,036</b>	<b>-94%</b>	<b>1,354,675</b>	<b>0%</b>
<b>Expenditures:</b>								
Services & Supplies	0	0	0	305,325	2,180	-99%	2,180	0%
Debt Service	0	0	0	0	1,392,528	100%	1,352,450	-3%
Transfer Out	0	0	0	21,484,055	0	-100%	0	0%
Internal Services	0	0	0	12	44	267%	45	2%
<b>Total Expenditures</b>	<b>0</b>	<b>0</b>	<b>0</b>	<b>21,789,392</b>	<b>1,394,752</b>	<b>-94%</b>	<b>1,354,675</b>	<b>0%</b>
<b>Ending Balance, June 30</b>	<b>\$0</b>	<b>\$0</b>	<b>\$0</b>	<b>\$28,716</b>	<b>\$0</b>		<b>\$0</b>	



**CITY OF ANTIOCH  
2015-17 OPERATING BUDGET**



**ANTIOCH PUBLIC FINANCING AUTHORITY**

**APFA 1998 REASSESSMENT REVENUE BONDS (736)  
(Lone Tree Assessment District AD 27/31)**

These bonds financed the construction of public improvements (sanitary sewers, water lines, storm drains, paving, and traffic signalization) in the Lone Tree Assessment District. The original bonds were issued in series from 1988 through 1995 and were refinanced in 1998. The bonds were fully repaid in fiscal year 2015.

<b>1998 REASSESSMENT REVENUE BONDS (FUND 736) Statement of Revenues, Expenditures and Change in Fund Balance</b>								
	<b>2012-13 Actual</b>	<b>2013-14 Actual</b>	<b>2014-15 Budget</b>	<b>2014-15 Revised</b>	<b>2015-16 Proposed</b>	<b>% Change</b>	<b>2016-17 Proposed</b>	<b>% Change</b>
<b>Beginning Balance, July 1</b>	<b>\$10,101,722</b>	<b>\$9,739,117</b>	<b>\$5,221,225</b>	<b>\$5,221,225</b>	<b>\$0</b>		<b>\$0</b>	
<b>Revenue Source:</b>								
Investment Income	262,140	153,662	12,000	13,806	0	-100%	0	0%
Assessment Revenue	7,436,553	7,475,323	0	0	0	0%	0	0%
Other	22,432	0	0	0	0	0%	0	0%
<b>Total Revenues</b>	<b>7,721,125</b>	<b>7,628,985</b>	<b>12,000</b>	<b>13,806</b>	<b>0</b>	<b>-100%</b>	<b>0</b>	<b>0%</b>
<b>Expenditures:</b>								
Services & Supplies	90,775	93,620	2,772,977	2,551,845	0	-100%	0	0%
Debt Service	7,992,805	12,053,101	2,462,720	2,462,720	0	-100%	0	0%
Transfer Out Lone Diamond AD	0	0	0	220,289	0	-100%	0	0%
Internal Services	150	156	172	177	0	-100%	0	0%
<b>Total Expenditures</b>	<b>8,083,730</b>	<b>12,146,877</b>	<b>5,235,869</b>	<b>5,235,031</b>	<b>0</b>	<b>-100%</b>	<b>0</b>	<b>0%</b>
<b>Ending Balance, June 30</b>	<b>\$9,739,117</b>	<b>\$5,221,225</b>	<b>(\$2,644)</b>	<b>\$0</b>	<b>\$0</b>		<b>\$0</b>	

**CITY OF ANTIOCH AS  
SUCCESSOR AGENCY AND  
HOUSING SUCCESSOR TO THE  
ANTIOCH DEVELOPMENT  
AGENCY**

**CITY OF ANTIOCH  
2015-17 OPERATING BUDGET**



**CITY OF ANTIOCH AS SUCCESSOR AGENCY AND HOUSING SUCCESSOR TO THE ANTIOCH DEVELOPMENT AGENCY**

The Antioch Development Agency (Agency or ADA) was formed June 25, 1974, for the purpose of renovating designated areas within the City limits. Project areas were designated to receive tax increment funds based on redevelopment formulas. The redevelopment funds were targeted for slum and blight areas. There are currently four former redevelopment areas in Antioch encompassing 2,082 acres, which is 11.6% of the City's incorporated area.

Effective February 1, 2012, all redevelopment agencies throughout California were abolished with AB 1X26, the Dissolution Act. The City of Antioch elected to become the Successor Agency and Housing Successor to the Antioch Development Agency. The role of the City in these capacities is to oversee the wind-down of redevelopment and pay enforceable obligations of the former Antioch Development Agency until satisfied. As a result, the former Low and Moderate Income Housing Fund of the City has been re-named the Housing Fund and will account for the enforceable obligations of the former Antioch Development Agency related to activities of the former Low and Moderate Income Housing Fund. Expenses comprise of the remaining obligation due under the Vista Diablo Rent Subsidy and administration of existing housing loans (rental rehabilitation, first time homebuyer, housing rehabilitation). Prior to dissolution, housing activities were funded by a 20% set-aside of tax increment revenues from the five project areas of the Antioch Development Agency. This set-aside is eliminated with dissolution, and obligations after February 1<sup>st</sup> will be funded with existing fund balance from the Low and Moderate Income Housing Fund and any loan repayments that may be received. The City as Successor Agency has also established the Redevelopment Obligation Retirement Fund to account for the receipt of property taxes from Contra Costa County to pay enforceable obligations of the former Antioch Development Agency. The payment of taxes occurs in June and January of each year to pay for obligations for the following six month period as listed on the Successor Agency's approved Recognized Obligation Payment Schedule (ROPS).

**SUMMARY OF SUCCESSOR AGENCY AND HOUSING SUCCESSOR FUNDS**

<b>Fund</b>	<b>Fund #</b>	<b>Estimated Balance 7/1/15</b>	<b>Proposed Revenues</b>	<b>Proposed Expenditures</b>	<b>Estimated Balance 6/30/16</b>	<b>Proposed Revenues</b>	<b>Proposed Expenditures</b>	<b>Estimated Balance 6/30/17</b>
Housing Fund	227	\$19,105,368	\$276,033	\$829,359	\$18,552,042	\$276,533	\$196,825	\$18,631,750
Redevelopment Obligation Retirement Fund	239	3,020,699	3,485,601	3,325,894	3,180,406	3,500,339	3,264,374	3,416,371
Successor Agency Project Area #1 Debt Service	431	147,667	1,557,104	1,557,104	147,667	1,559,719	1,559,719	147,667
<b>Total Successor Agency and Housing Successor Funds</b>		<b>\$22,273,734</b>	<b>\$5,318,738</b>	<b>\$5,712,357</b>	<b>\$21,880,115</b>	<b>\$5,336,591</b>	<b>\$5,020,918</b>	<b>\$22,195,788</b>

**CITY OF ANTIOCH  
2015-17 OPERATING BUDGET**



**CITY OF ANTIOCH AS SUCCESSOR AGENCY AND HOUSING SUCCESSOR TO THE ANTIOCH DEVELOPMENT AGENCY**

**HOUSING FUND (227)**

The former Low and Moderate Income Housing Fund has been renamed to the Housing Fund with the election by the City to become Housing Successor the Antioch Development Agency. The Housing Fund accounts for outstanding enforceable obligations relating to existing housing activities.

<b>HOUSING FUND (Fund 227)</b>								
<b>Statement of Revenues, Expenditures and Change in Fund Balance</b>								
	<b>2012-13</b>	<b>2013-14</b>	<b>2014-15</b>	<b>2014-15</b>	<b>2015-16</b>	<b>%</b>	<b>2016-17</b>	<b>%</b>
	<b>Actual</b>	<b>Actual</b>	<b>Budget</b>	<b>Revised</b>	<b>Proposed</b>	<b>Change</b>	<b>Proposed</b>	<b>Change</b>
<b>Beginning Balance, July 1</b>	<b>\$18,708,217</b>	<b>\$18,746,909</b>	<b>\$18,897,548</b>	<b>\$18,897,548</b>	<b>\$19,105,368</b>		<b>\$18,552,042</b>	
<b>Revenue Source:</b>								
Investment Income	7,809	18,674	6,000	18,675	6,000	-68%	6,500	8%
Other	255,601	293,514	0	283,988	270,033	-5%	270,033	0%
Transfer In	0	0	0	35,483	0	-100%	0	0%
<b>Total Revenue</b>	<b>263,410</b>	<b>312,188</b>	<b>6,000</b>	<b>338,146</b>	<b>276,033</b>	<b>-18%</b>	<b>276,533</b>	<b>0%</b>
<b>Expenditures:</b>								
Personnel	320	0	0	0	0	0%	0	0%
Enforceable Obligations <sup>2</sup>	102,268	98,388	147,155	95,919	154,223	61%	161,689	5%
Services & Supplies	122,130	63,161	34,236	34,407	675,136	1862%	35,136	-95%
<b>Total Expenditures</b>	<b>224,718</b>	<b>161,549</b>	<b>181,391</b>	<b>130,326</b>	<b>829,359</b>	<b>536%</b>	<b>196,825</b>	<b>-76%</b>
<b>Ending Balance, June 30</b>	<b>\$18,746,909</b>	<b>\$18,897,548</b>	<b>\$18,722,157</b>	<b>\$19,105,368</b>	<b>\$18,552,042</b>		<b>\$18,631,750</b>	
<b>Committed – Vista Diablo</b>	<b>(802,237)</b>	<b>(703,881)</b>	<b>(556,726)</b>	<b>(607,962)</b>	<b>(453,739)</b>		<b>(292,050)</b>	
<b>Reserved – Housing Loans</b>	<b>(14,340,625)</b>	<b>(14,310,128)</b>	<b>(14,310,128)</b>	<b>(14,445,565)</b>	<b>(14,714,699)</b>		<b>(14,983,832)</b>	
<b>Reserved for Deferred Set-Aside<sup>1</sup></b>	<b>(3,537,849)</b>	<b>(3,537,849)</b>	<b>(3,349,891)</b>	<b>(3,349,891)</b>	<b>(3,127,573)</b>		<b>(3,127,573)</b>	
<b>Fund Available</b>	<b>\$66,198</b>	<b>\$345,690</b>	<b>\$505,412</b>	<b>\$701,950</b>	<b>\$256,031</b>		<b>\$228,295</b>	

<sup>1</sup>NOTE: With the dissolution of redevelopment, the repayment of the set-aside is cannot be claimed as an enforceable obligation until the 14-15 Recognized Obligation Payment Schedule period. The amount that can be claimed each year varies on a formula, therefore no repayment amount is reflected in fiscal year 2016-17 as amount is unknown.

<sup>2</sup>NOTE: For budgeting purposes, expense classified as enforceable obligations as amount was approved by Department of Finance to be retained for Vista Diablo Rent Subsidy obligated by Housing Successor of the Antioch Development Agency.

**CITY OF ANTIOCH  
2015-17 OPERATING BUDGET**



**CITY OF ANTIOCH AS SUCCESSOR AGENCY AND HOUSING SUCCESSOR TO THE ANTIOCH DEVELOPMENT AGENCY**

**REDEVELOPMENT OBLIGATION RETIREMENT FUND (239)**

This fund was established by the City as Successor Agency to the Antioch Development Agency to account for property tax receipts from Contra Costa County to pay enforceable obligations of the former Antioch Development Agency.

<b>REDEVELOPMENT OBLIGATION RETIREMENT FUND (Fund 239) Statement of Revenues, Expenditures and Change in Net Position</b>								
	<b>2012-13 Actual</b>	<b>2013-14 Actual</b>	<b>2014-15 Budget</b>	<b>2014-15 Revised</b>	<b>2015-16 Proposed</b>	<b>% Change</b>	<b>2016-17 Proposed</b>	<b>% Change</b>
<b>Beginning Balance, July 1</b>	<b>\$3,867,468</b>	<b>\$3,020,988</b>	<b>\$3,102,264</b>	<b>\$3,102,264</b>	<b>\$3,020,699</b>		<b>\$3,180,406</b>	
<b>Revenue Source:</b>								
Taxes <sup>1</sup>	4,138,809	3,561,561	3,826,721	2,966,025	3,480,601	17%	3,495,339	0%
Investment Income	5,107	14,387	9,500	5,000	5,000	0%	5,000	0%
Transfers In	0	83,036	0	0	0	0%	0	0%
<b>Total Revenue</b>	<b>4,143,916</b>	<b>3,658,984</b>	<b>3,836,221</b>	<b>2,971,025</b>	<b>3,485,601</b>	<b>17%</b>	<b>3,500,339</b>	<b>0%</b>
<b>Expenditures:</b>								
Administration/Other	1,278,760	100,387	402,774	402,774	402,774	0%	350,000	-13%
Transfers Out <sup>2</sup>	3,711,636	3,477,321	3,249,459	2,649,816	2,923,120	10%	2,914,374	0%
<b>Total Expenditures</b>	<b>4,990,396</b>	<b>3,577,708</b>	<b>3,652,233</b>	<b>3,052,590</b>	<b>3,325,894</b>	<b>9%</b>	<b>3,264,374</b>	<b>-2%</b>
<b>Ending Balance, June 30</b>	<b>\$3,020,988</b>	<b>\$3,102,264</b>	<b>\$3,286,252</b>	<b>\$3,020,699</b>	<b>\$3,180,406</b>		<b>\$3,416,371</b>	

<sup>1</sup>NOTE: The County distributes taxes each June and January to pay for obligations due for the upcoming six month period. The payment expected in June will cover expenditures for the period of July through December. Therefore, revenues will not equal expenditures due to the timing difference of what period the money received covers.

<sup>2</sup>NOTE: Transfers Out are to the Antioch Public Financing Authority Fund to pay for debt service on the 2002 Lease Revenue Bonds and 2015A Lease Revenue Bonds for which the former Antioch Development Agency was obligated to pay, and debt service funds for the 2000, 2009 and 1994 Tax Allocation Bonds.

**CITY OF ANTIOCH  
2015-17 OPERATING BUDGET**



**CITY OF ANTIOCH AS SUCCESSOR AGENCY AND HOUSING SUCCESSOR TO THE ANTIOCH DEVELOPMENT AGENCY**

**THE CITY OF ANTIOCH AS SUCCESSOR AGENCY TO THE ANTIOCH DEVELOPMENT AGENCY DEBT SERVICE AREA #1 (431)** – This fund accounts for the repayment of the 2000 and 2009 Tax Allocation Bonds. Details of the outstanding bond issues are as follows:

2000 Series Tax Allocation Refunding Bonds – These bonds refunded the 1990 Tax Allocation Bonds and the 1992 Tax Allocation Bonds. The final debt service payment is scheduled to occur in September 2017.

2009 Series Tax Allocation Bonds – These bonds were issued in 2009 and purchased directly by the State of California Department of Water Resources for the Markley Creek Remediation Project. The final debt service payment is scheduled to occur in September 2027.

<b>SUCCESSOR AGENCY PROJECT AREA #1 DEBT SERVICE (FUND 431)</b>								
<b>Statement of Revenues, Expenditures and Change in Fund Balance</b>								
	<b>2012-13</b>	<b>2013-14</b>	<b>2014-15</b>	<b>2014-15</b>	<b>2015-16</b>	<b>%</b>	<b>2016-17</b>	<b>%</b>
	<b>Actual</b>	<b>Actual</b>	<b>Budget</b>	<b>Revised</b>	<b>Proposed</b>	<b>Change</b>	<b>Proposed</b>	<b>Change</b>
<b>Beginning Balance, July 1</b>	<b>\$146,030</b>	<b>\$146,045</b>	<b>\$147,622</b>	<b>\$147,622</b>	<b>\$147,667</b>		<b>\$147,667</b>	
<b>Revenue Source:</b>								
Investment Income	20	21	5	20	20	0%	20	0%
Transfer In <sup>1</sup>	1,551,844	1,564,248	1,559,748	1,560,463	1,557,084	0%	1,559,699	0%
<b>Total Revenues</b>	<b>1,551,864</b>	<b>1,564,269</b>	<b>1,559,753</b>	<b>1,560,483</b>	<b>1,557,104</b>	<b>0%</b>	<b>1,559,719</b>	<b>0%</b>
<b>Expenditures:</b>								
Debt Service	1,551,849	1,562,692	1,559,748	1,560,438	1,557,104	0%	1,559,719	0%
<b>Total Expenditures</b>	<b>1,551,849</b>	<b>1,562,692</b>	<b>1,559,748</b>	<b>1,560,438</b>	<b>1,557,104</b>	<b>0%</b>	<b>1,559,719</b>	<b>0%</b>
<b>Ending Balance, June 30</b>	<b>\$146,045</b>	<b>\$147,622</b>	<b>\$147,627</b>	<b>\$147,667</b>	<b>\$147,667</b>		<b>\$147,667</b>	

<sup>1</sup>NOTE: Transfer in is from the Redevelopment Obligation Retirement Fund to pay for debt service.

**This page left intentionally blank**

**CITY OF ANTIOCH  
2015-17 OPERATING BUDGET**

**SUPPLEMENTARY INFORMATION**



**CITY OF ANTIOCH  
2015-17 OPERATING BUDGET  
SUPPLEMENTARY INFORMATION**



**ANTIOCH PUBLIC FINANCING AUTHORITY 2015A LEASE REVENUE REFUNDING BONDS DEBT SCHEDULE**

Fiscal Year	2001 ABAG Refinanced Portion		APFA 2002 A&B Refinanced Portion		Aggregate Debt Service	
	Balance	P & I Payments	Balance	P & I Payments	Balance	P & I Payments
2014-15	\$3,840,000	\$ -	\$19,315,000	\$ -	\$23,155,000	\$ -
2015-16	3,700,000	347,167	18,925,000	1,392,528	22,625,000	1,739,694
2016-17	3,525,000	341,700	18,385,000	1,352,450	21,910,000	1,694,150
2017-18	3,345,000	341,450	17,795,000	1,386,250	21,140,000	1,727,700
2018-19	3,155,000	344,250	17,150,000	1,417,650	20,305,000	1,761,900
2019-20	2,955,000	344,750	16,435,000	1,455,400	19,390,000	1,800,150
2020-21	2,745,000	344,750	15,645,000	1,494,650	18,390,000	1,839,400
2021-22	2,525,000	344,250	14,775,000	1,535,150	17,300,000	1,879,400
2022-23	2,290,000	348,250	13,820,000	1,576,650	16,110,000	1,924,900
2023-24	2,050,000	341,500	12,780,000	1,613,900	14,830,000	1,955,400
2024-25	1,795,000	344,500	11,650,000	1,651,900	13,445,000	1,996,400
2025-26	1,530,000	341,750	10,420,000	1,695,400	11,950,000	2,037,150
2026-27	1,250,000	343,500	9,165,000	1,658,900	10,415,000	2,002,400
2027-28	955,000	344,500	7,570,000	1,936,150	8,525,000	2,280,650
2028-29	650,000	339,750	5,855,000	1,976,400	6,505,000	2,316,150
2029-30	325,000	344,500	4,005,000	2,025,650	4,330,000	2,370,150
2030-31	-	334,750	2,055,000	2,070,150	2,055,000	2,404,900
2031-32	-	-	-	2,116,650	-	2,116,650
<b>TOTALS</b>		<b>\$5,491,317</b>		<b>\$28,355,828</b>		<b>\$33,847,144</b>

- **ABAG 2001 Portion - Debt payments reimbursed by Antioch Public Golf Corporation**
- **APFA 2002A&B Portion – Debt payments reimbursed by the Successor Agency to the Antioch Development Agency**

**CITY OF ANTIOCH  
2015-17 OPERATING BUDGET  
SUPPLEMENTARY INFORMATION**



**MARINA - LOAN REPAYMENT SCHEDULES**

FISCAL YEAR	#84-21-45		#85-21-130		#86-21-166		#87-21-59	
	Balance	P & I Payments	Balance	P & I Payments	Balance	P & I Payments	Balance	P & I Payments
1989-90	\$2,000,000							
1999-91	1,953,343	\$166,657	\$3,000,000					
1991-92	1,903,886	166,657	2,945,081	\$234,919	\$500,000		\$715,198	\$43,460
1992-93	1,851,461	166,657	2,886,867	234,919	491,607	\$31,893	704,154	42,309
1993-94	1,805,528	139,644	2,837,468	195,516	483,236	31,053	694,334	42,309
1994-95	1,747,133	139,644	2,769,638	195,516	473,929	31,053	683,271	42,309
1995-96	1,686,110	139,644	2,698,756	195,516	464,203	31,053	671,709	42,309
1996-97	1,622,341	139,644	2,624,684	195,516	454,039	31,053	659,627	42,309
1997-98	1,555,702	139,644	2,547,279	195,516	443,418	31,053	647,001	42,309
1998-99	1,486,065	139,644	2,466,390	195,516	432,318	31,053	633,807	42,309
1999-00	1,413,294	139,644	2,381,862	195,516	420,720	31,053	620,019	42,389
2000-01	1,336,349	140,543	2,292,825	196,220	408,579	31,073	605,531	42,389
2001-02	1,255,942	140,543	2,199,783	196,220	395,892	31,073	590,391	37,550
2002-03	1,226,926	85,533	2,153,929	144,844	388,571	25,136	579,408	37,550
2003-04	1,196,605	85,533	2,106,012	144,844	380,921	25,136	567,932	37,550
2004-05	1,164,919	85,533	2,055,938	144,844	372,927	25,136	555,939	37,550
2005-06	1,131,807	85,533	2,003,611	144,844	364,572	25,136	543,406	37,550
2006-07	1,097,205	85,533	1,948,930	144,844	355,842	25,136	530,309	37,550
2007-08	1,061,047	85,533	1,891,788	144,844	346,719	25,136	516,623	37,550
2008-09	1,023,261	85,533	1,832,074	144,844	337,185	25,136	502,321	37,550
2009-10	983,775	85,533	1,769,673	144,844	327,223	25,136	487,376	37,550
2010-11	942,511	85,533	1,704,465	144,844	316,812	25,136	471,758	37,550
2011-12	899,391	85,533	1,636,322	144,844	305,932	25,136	455,437	37,550
2012-13	854,331	85,533	1,565,112	144,844	294,563	25,136	438,381	37,550
2013-14	807,243	85,533	1,490,698	144,844	282,682	25,136	420,559	37,550
2014-15	758,036	85,533	1,412,936	144,844	270,267	25,136	401,934	37,550
2015-16	706,627	85,521	1,331,674	144,844	257,293	25,136	382,471	37,550
2016-17	684,102	54,323	1,246,755	144,844	243,735	25,136	362,132	37,550
2017-18	660,564	54,323	1,158,021	144,838	229,567	25,136	340,878	37,550
2018-19	635,966	54,323	1,121,107	89,025	214,762	25,136	318,667	37,535
2019-20	610,261	54,323	1,082,532	89,025	199,312	25,115	295,472	22,716

**CITY OF ANTIOCH  
2015-17 OPERATING BUDGET  
SUPPLEMENTARY INFORMATION**



Marina Loan Repayment Schedules (Continued)								
Fiscal Year	#84-21-45		#85-21-130		#86-21-166		#87-21-59	
	Balance	P & I Payments	Balance	P & I Payments	Balance	P & I Payments	Balance	P&I Payments
2020-21	583,400	54,323	1,042,221	89,025	192,956	15,325	286,053	22,716
2021-22	555,330	54,323	1,000,096	89,025	186,314	15,325	276,209	22,716
2022-23	525,997	54,323	956,075	89,025	179,373	15,325	265,923	22,716
2023-24	495,344	54,323	910,073	89,025	172,119	15,325	255,173	22,716
2024-25	463,311	54,323	862,002	89,025	164,540	15,325	243,940	22,716
2025-26	429,837	54,323	811,767	89,025	156,619	15,325	232,201	22,716
2026-27	394,857	54,323	759,271	89,025	148,342	15,325	219,934	22,716
2027-28	358,303	54,323	704,413	89,025	139,692	15,325	207,115	22,716
2028-29	320,103	54,323	647,087	89,025	130,653	15,325	193,719	22,716
2029-30	280,185	54,323	587,181	89,025	121,208	15,325	179,721	22,716
2030-31	238,470	54,323	524,579	89,025	111,337	15,325	165,092	22,716
2031-32	194,878	54,323	459,160	89,025	101,022	15,325	149,805	22,716
2032-33	149,325	54,323	390,797	89,025	90,243	15,325	133,831	22,716
2033-34	101,722	54,323	319,358	89,025	78,979	15,325	117,137	22,716
2034-35	51,976	54,323	244,704	89,025	67,208	15,325	99,692	22,716
2035-40	0	54,315	0	267,050	0	76,540	0	113,542
<b>TOTALS</b>		<b>\$4,042,468</b>		<b>\$6,328,863</b>		<b>\$1,070,252</b>		<b>\$1,554,568</b>

**CITY OF ANTIOCH  
2015-17 OPERATING BUDGET  
SUPPLEMENTARY INFORMATION**



**HONEYWELL CAPITAL LEASE REPAYMENT SCHEDULE**

FISCAL YEAR	DEBT SERVICE HONEYWELL CAPITAL LEASE	
	Balance	Payments
	\$4,050,000	\$0
2010-11	3,866,518	374,295
2011-12	3,450,500	504,160
2012-13	3,191,908	510,606
2013-14	2,820,589	516,140
2014-15	2,425,375	521,729
2015-16	2,005,038	527,374
2016-17	1,558,291	533,076
2017-18	1,083,782	538,834
2018-19	580,093	544,651
2019-20	45,735	550,525
2020-21	-	45,918
<b>TOTALS</b>		<b>\$5,167,308</b>

\*Debt service on these bonds is paid by various funds in the following manner:

General Fund:	8.10%
Animal Services Fund:	.11%
Marina Fund:	.33%
Water Fund:	2.32%
Prewett Water Park Fund:	1.85%
Recreation Fund:	1.95%
Gas Tax Fund:	85.34%

**CITY OF ANTIOCH  
2015-17 OPERATING BUDGET  
SUPPLEMENTARY INFORMATION**



**CITY OF ANTIOCH AS SUCCESSOR AGENCY TO THE ANTIOCH DEVELOPMENT AGENCY DEBT REPAYMENT SCHEDULES**

FISCAL YEAR	DEBT SERVICE AREA #1 2000 TAB'S		DEBT SERVICE AREA #1 2009 TAB'S		DEBT SERVICE AREA #1 Deferred Set-Aside*	
	Balance	Payments	Balance	Payments	Balance	Payments
1995-96	-	-	-	-	\$4,933,576	-
1996-97	-	-	-	-	4,823,017	\$110,559
1997-98	-	-	-	-	4,100,909	722,108
1998-99	-	-	-	-	3,956,879	144,030
1999-00	-	-	-	-	3,812,849	144,030
2000-01	\$14,450,000	\$222,219	-	-	3,787,849	25,000
2001-02	14,435,000	681,356	-	-	3,762,849	25,000
2002-03	14,240,000	857,156	-	-	3,737,849	25,000
2003-04	14,040,000	854,056	-	-	3,712,849	25,000
2004-05	13,605,000	1,075,721	-	-	3,687,849	25,000
2005-06	12,815,000	1,404,996	-	-	3,662,849	25,000
2006-07	11,990,000	1,406,081	-	-	3,637,849	25,000
2007-08	11,135,000	1,400,588	-	-	3,612,849	25,000
2008-09	10,240,000	1,403,176	-	-	3,587,849	25,000
2009-10	9,305,000	1,403,364	2,080,841	23,594	3,562,849	25,000
2010-11	8,330,000	1,400,856	1,985,498	148,206	3,537,849	25,000
2011-12	7,310,000	1,400,459	1,891,432	144,762	3,537,849	-
2012-13	6,240,000	1,401,854	1,794,313	144,730	3,537,849	-
2013-14	5,110,000	1,409,589	1,694,977	144,697	3,537,849	-
2014-15	3,925,000	1,408,584	1,593,058	144,664	3,349,891	187,958
2015-16	2,685,000	1,404,475	1,488,489	144,629	3,127,573	222,318
2016-17	1,380,000	1,406,625	1,381,201	144,594	3,127,573	-
2017-18	-	1,414,500	1,271,124	144,558	3,127,573	-
2018-19	-	-	1,158,184	144,520	3,127,573	-
2019-20	-	-	1,042,309	144,482	3,127,573	-
2020-29	-	-	-	1,154,358	3,127,573	-
<b>TOTALS</b>		<b>\$21,955,656</b>		<b>\$2,627,794</b>		

\*Repayment of this obligation calculated annually using 2013/14 base tax year established as required under redevelopment dissolution

**CITY OF ANTIOCH  
2015-17 OPERATING BUDGET  
SUPPLEMENTARY INFORMATION**



---

**GLOSSARY OF BUDGET TERMINOLOGY**

**Account Groups:** Account groups are used to establish accounting control of general fixed assets and the unmatured principal of general long-term obligations. Assets and liabilities of these funds are neither spendable resources nor do they require current appropriation. Therefore, they are accounted for separately from the governmental fund types.

**Accrual Basis:** A basis of accounting in which transactions are recognized at the time they are incurred, as opposed to when cash is received or spent.

**Activity:** Departmental efforts which contribute to the achievement of a specific set of program objectives; the smallest unit of the program budget.

**Agency Funds:** Agency funds are used to account for assets held by the City as an agent for individuals, private organizations, other governments and/or other funds.

**Appropriation:** An authorization by the City Council to make expenditures/expenses and to incur obligations for a specific purpose within a specific time frame. An appropriation is usually limited in amount and as to time when it may be expended. Operational appropriations usually expire at fiscal year end.

**Assessed Valuation:** A dollar value placed on real estate or other property by Contra Costa County as a basis for levying property taxes.

**Assessment District:** Defines area of land that is benefited by the acquisition, construction, or maintenance of a public improvement. An assessment is levied and collected in the regular property tax bill to fund the improvements.

**Assets:** A probable future economic benefit obtained or controlled by a particular entity as a result of past transactions or events.

**Audit:** A view of the City's accounts by an independent auditing firm to substantiate fiscal year-end funds, salaries, reserves, and cash on hand.

**Beginning/Ending (Unappropriated) Fund Balance/Net Position:** Unencumbered resources available in a fund from the prior/current fiscal year after payment of the prior/current fiscal year's expenditures/expenses. This is not necessarily cash on hand.

**Bond:** A City may raise capital by issuing a written promise to pay a specific sum of money, called the face value or principal amount, at a specific date or dates in the future, together with periodic interest at a special rate.

**Budget:** A plan of financial activity for a specified period of time indicating all planned revenues and expenses for the budget period (July 1 through June 30). The budget is proposed until it has been approved by the City Council.

**Budget Amendment:** The City Council has the sole responsibility for adopting the City's budget and may amend or supplement the budget at any time after adoption by a majority vote. The City Manager has the authority to approve administrative adjustments to the budget as long as those changes will not have a significant policy impact nor affect budgeted year-end fund balances.

**CITY OF ANTIOCH  
2015-17 OPERATING BUDGET  
SUPPLEMENTARY INFORMATION**



---

**GLOSSARY OF BUDGET TERMINOLOGY (Continued)**

**Budget Hearing:** A public meeting at which any citizen may appear and be heard regarding the increase, decrease or omission of any item in the proposed budget as presented in writing by the City Manager to the City Council.

**Building Permits:** The City requires that building permits be obtained to ensure that structures meet specific standards. The City requires various construction permits for activities such as the installation of electric, plumbing, and sewage facilities. The City charges a fee for issuing these permits in order to recover only the costs incurred. These fees are collected into the General Fund.

**Business License Tax:** The Business License Tax is imposed for the privilege of conducting business within the City. These fees are collected into the General Fund.

**Capital Improvement:** A permanent addition to the City's assets, including the design, construction, or purchase of land, buildings, or facilities, or major renovations of same.

**Capital Improvement Program (CIP):** A financial plan of proposed capital improvement projects with single- and multiple-year capital expenditures/expenses. The Capital Improvement Program plans for five years and is updated annually.

**Capital Outlay:** A budget appropriation category which budgets all equipment having a unit cost of more than \$5,000 and an estimated useful life of five years. Non-CIP capital outlay is budgeted in the City's operating budget.

**Capital Projects:** Major construction, acquisition, or renovation activities which add value to a government's physical assets or significantly increase their useful life.

**CDBG:** Community Development Block Grant – a program designed by the U.S. Department of Housing and Urban Development to revitalize low-and-moderate-income areas within a city.

**Contingency:** A budgetary reserve set aside for emergency or unanticipated expenditures, revenue shortfalls and/or unknown expenditures.

**Consumer Price Index (CPI):** Consumer price index is a statistical measure of a weighted average of prices of a specified set of goods and services purchased by wage earners in urban areas.

**Debt Service:** Payment of the principal and interest on an obligation resulting from the issuance of bonds, notes, or certificates of participation.

**Debt Service Requirements:** The amount of money required to pay principal and interest on outstanding debt and required contributions to accumulate monies for future retirement of term bonds.

**Deficit:** An excess of expenditures or expenses over revenues (resources).

**CITY OF ANTIOCH  
2015-17 OPERATING BUDGET  
SUPPLEMENTARY INFORMATION**



---

**GLOSSARY OF BUDGET TERMINOLOGY (Continued)**

**Department:** An organizational unit comprised of divisions or programs. It is the basic unit of service responsibility encompassing a broad mandate of related activities.

**Division:** A sub-section (or activity) within a department which furthers the objectives of the City Council by providing specific services or a product.

**Encumbrances:** Funds not yet expended, but which are legally obligated or "set aside" in anticipation of expenditure. These funds cease to be an encumbrance when paid, and become a disbursement.

**Enterprise Funds:** A type of fund established for the total costs of those governmental facilities and services which are operated in a manner similar to private enterprises. These programs are entirely or predominantly self-supporting. The City's water, sewer, marina, and Prewett Park funds are enterprise funds.

**Expenditure:** The actual spending of Governmental Funds set aside by appropriation.

**Expense:** The actual spending of Proprietary Funds (Enterprise and Internal Service Fund types) set aside by an appropriation.

**Fiscal Year:** A 12-month period of time to which a budget applies. In Antioch, it is July 1 through June 30.

**Fixed Assets:** Assets of a long-term character such as land, building, machinery, furniture and other equipment with a value greater than \$5,000 and a useful life longer than 5 years.

**Franchise Fee:** A Franchise Fee is imposed on various utilities and organizations which permits them to use and operate those facilities within the City. These fees are collected into the General Fund.

**FTE (Full-Time Equivalent):** The amount of time a regular full or part time position has been budgeted for in terms of the amount of time an employee works in a year.

**Fund:** An independent fiscal and accounting entity used to record all financial transactions related to the specific purpose for which the fund was created.

**Fund Balance:** Also known as financial position, fund balance is the excess of assets over liabilities, and represents the cumulative effect of revenues and other financing sources over expenditure and other financing uses.

**General Fund:** The primary fund of the City used to account for all revenues and expenditures of the City not legally restricted as to use. This fund is used to offset the cost of the City's general operations. Examples of departments financed by the General Fund include the Police Department and City Council.

**Governmental Fund Types:** General, Special Revenue, Debt Service and Capital Projects fund types are used to account for most governmental functions. The governmental fund measurement focus is on the "financial flow" basis, which accounts for sources and uses of available spendable resources.



**CITY OF ANTIOCH  
2015-17 OPERATING BUDGET  
SUPPLEMENTARY INFORMATION**



---

**GLOSSARY OF BUDGET TERMINOLOGY (Continued)**

**Grant** : Contributions, gifts of cash, or other assets from another governmental entity to be used or expended for a specific purpose, activity, or facility. An example is the Community Development Block Grant provided by the Federal Government.

**Infrastructure**: Facilities on which the continuance and growth of a community depend on such as roads, water lines, sewers, public buildings, and parks.

**Interest**: Interest income is earned as the City invests its idle funds in various investment media. The goal of the City's investment is to protect each investment while achieving the highest rate of return.

**Interfund Transfers**: Monies transferred from one fund to another. Such money is transferred to finance the operations of another fund or to reimburse the fund for certain expenditures/expenses.

**Internal Service Fund**: An Internal Service Fund provides services to other City departments and bills the various other funds for services rendered, just as would private business. Internal Service Funds are self-supporting and only the expense by this fund is counted in budget totals. Examples include the Equipment Maintenance Fund, Information Systems Fund, Loss Control Fund, and post medical after retirement funds.

**Materials, Supplies, and Services**: Expenditures/expenses for materials, supplies, and services which are ordinarily consumed within a fiscal year and which are not included in departmental inventories.

**Objectives**: The expected results or achievements of a budget activity.

**Operating Budget**: Annual appropriation of funds for on-going program costs, including salaries and benefits, services and supplies, debt service, capital outlay and capital improvements.

**Ordinance**: A formal legislative enactment by the City Council. It has the full force and effect of law within City boundaries unless preempted by a higher form of law. An Ordinance has a higher legal standing than a Resolution.

**Performance Measures**: A performance measure is a public oriented measure which, whether stated in terms of effectiveness or efficiency, quantitatively describes how well a service is being performed. The foundation of performance measures is understanding the relationship between program inputs, outputs, efficiency, effectiveness, and ultimately program outcomes.

**Property Tax**: Property tax is imposed on real property (land and permanently attached improvements, such as building) and tangible personal property located within the City.

**CITY OF ANTIOCH  
2015-17 OPERATING BUDGET  
SUPPLEMENTARY INFORMATION**



---

**GLOSSARY OF BUDGET TERMINOLOGY (Continued)**

**Proposition 4 Limit (Gann Initiative):** In November 1979, the voters of the State of California approved Proposition 4, commonly known as the (Paul) Gann Initiative. The Proposition created Article XIII B of the State Constitution placing limits on the amount of revenue which can be spent by all entities of government. Proposition 4 became effective for the 1980-81 fiscal year, but the formula for calculating the limits was based on the 1978-79 "base Year" revenues. In June 1990 California voters passed Proposition 111, which provides or new adjustment formulas to make the Gann appropriations limit more reflective of increased service demand due to commercial growth.

**Proprietary Fund Types:** Enterprise and Internal Service fund types are used to account for on-going activities which are financed and operated in a manner similar to those found in the private sector. The intent is that costs (expenses, including depreciation) be financed or recovered through user charges. The measurement focus is "capital maintenance" as in private industry, with the emphasis on net income determination.

**Reimbursement:** Payment of amount remitted on behalf of another party, department, or fund.

**Committed Fund Balance:** Accounts used to record a portion of the fund balance as legally segregated for a specific use and not available for appropriation.

**Resolution:** A special order of the City Council which has a lower legal standing than an ordinance.

**Revenues:** Amount received for taxes, fees, permits, licenses, interest, intergovernmental sources, and other sources during the fiscal year.

**Salaries and Benefits:** A budget category which generally accounts for full time and temporary employees; overtime expenses; and all employee benefits, such as medical, retirement, worker's compensation, and dental.

**Sales and Use Tax:** Sales and use tax is imposed on retailers for the privilege of selling, at retail, within the City limits. This tax is based on the sales price of any taxable transaction of tangible personal property. This revenue is placed in the General Fund for unrestricted uses.

**Special Revenue Funds:** This fund type collects revenues that are restricted by the City, State, or Federal Government as to how the City might spend them.

**Transient Occupancy Tax:** The Transient Occupancy Tax is a tax imposed on "transients" who occupy a room or room in a hotel or motel in the City. This tax is 10%. Seven percent is placed in the General Fund and three percent is placed in the Civic Arts Fund.